




2019  
*The Model T Specialist*  
*Family Owned and*  
*Run Since 1981*

*100 YEARS AGO...*  
*New factories WORLDWIDE*  
*produce more Model T's, faster than ever before!*



**LANG'S OLD CAR PARTS, Inc.**

**[www.modeltford.com](http://www.modeltford.com)**

**1-800-T-PARTS-1 (1-800-872-7871)**

**Monday - Friday, 9:00am - 5:30pm, EST**

**Fax: 1-978-939-5600 -Technical Support & International Line: 978-939-5500**

# Lang's Old Car Parts, Inc

74 Maple Street  
Baldwinville, MA 01436

TELEPHONE, MAIL AND FAX ORDERS ACCEPTED - NO MINIMUM ORDER

ORDER ONLINE 24 HOURS A DAY at: [www.modeltford.com](http://www.modeltford.com)

Technical Information & International Line - 1-978-939-5500

Order Desk Toll Free Line - 1-800-T-PARTS-1 (1-800-872-7871)

Phone Order Hours - Monday thru Friday, 9am-5:30pm Eastern Standard Time

FAX YOUR ORDER 24 HOURS A DAY 1-978-939-5600

## IMPORTANT - PLEASE NOTE!

The words MODEL T FORD used in the catalog and in our Web Site name are for description purposes only. We do not have any affiliation with the Ford Motor Company.

The parts in this catalog are new reproduction or new old stock Ford (NOS) parts unless marked used. All used parts are in good usable condition. Looking for a used part not in the catalog? Call and we will do our best to find one for you.

## MOST ORDERS ARE SHIPPED WITHIN 24 HOURS!

Items too large for UPS or FedEx are shipped freight collect for charges. We ship by the most economical means unless the customer requests a specific shipping method or carrier. When ordering be sure to give name, complete address (with additional information for UPS driver if needed for a rural address), year of car, body style, and description of parts ordered, including part number.

Make checks or money orders payable to Lang's Old Car Parts, Inc. (U.S. Funds only drawn on U.S. Banks or Canadian Postal Money Order in U.S. funds. NO OTHER FOREIGN CHECKS ACCEPTED) RETURN CHECK CHARGE: \$20.00

OVERDUE BALANCES: Interest charge 1-1/2% monthly (18% annually) on any past due balance. Customer is responsible for any necessary collection fees resulting from an unpaid balance.

MASSACHUSETTS RESIDENTS: add 6.25% for state sales tax.

SHIPPING CHARGES: use the following table to estimate the postage & handling charges for your order. These amounts are only an estimate, actual charges depend on weight dimensions and destination. Please include extra for heavy, large or bulky items such as radiators, sheet metal, drive shafts, windshields, tires, rods, exhaust pipes, etc. If the estimate for shipping is not sufficient we will bill you for the additional cost. Call your order in or order online and we can give you the exact total of your order including shipping.

Orders to \$10.00	add	\$5.00	\$30.01 to \$40.00	add	\$9.50
\$10.01 to \$15.00	add	\$6.50	\$40.01 to \$50.00	add	\$10.50
\$15.01 to \$20.00	add	\$7.00	\$50.01 to \$100.00	add	\$12.75
\$20.01 to \$30.00	add	\$8.00	\$100.01 - and over	add	12%

ADD \$12.00 for COD'S

WIRE TRANSFER FEE - \$20.00

FOREIGN SHIPPING CHARGES - Vary greatly depending on where and how packages are shipped - contact us for exact price quote. All packages to Canada are shipped U.S. Mail or UPS unless you specify another carrier. Overseas packages will be shipped via U.S. Mail or UPS, whichever ever is less, if no other shipping preferences are given with your order and the package meets the US Postal guidelines.

PRICES CHANGES: We reserve the right to change prices without notice as necessary, but we will try to keep price changes to a minimum.

BACK ORDERS: all items are shipped as promptly as possible. Please call to cancel back order if no longer needed.

CORE CHARGES: If you are unable to send an exchange core when ordering an item, you will be charged a refundable core charge at the time of purchase. It will be refunded to you when we receive the core. The core charge is not included in the cost of the item, it is listed separately in the item description. The cores must be rebuildable. Connecting rod cores must be light weight rods with cap bolts and nuts. 5007R coil units must be complete with top hardware, the wood can be marred but must be refinishable. Cam shafts can not be pitted. Carburetor cores must be complete, rebuildable, and the same make and model as the one ordered.

DAMAGED OR RETURNED ITEMS: Parts may be returned within 90 days only. PLEASE CALL FIRST AND INCLUDE A NOTE WITH THE RETURNED ITEM, giving the reason for the return, (It is hard to credit "Packy the Shipper"). If an item is damaged during shipping do not discard the item or the container it was shipped in. Notify the deliverer or us promptly for claim. There is a 10% restocking fee on items returned that are not damaged or defective to cover shipping and handling.

IN THE EVENT OF DAMAGED OR DEFECTIVE PARTS, LANG'S ASSUMES RESPONSIBILITY FOR PURCHASE PRICE OF THE PART ONLY.

Copyright 2018, Reproduction in whole or part without permission is forbidden. Cover photo c/o Science Source Images.





# FORD

## MODEL T

### 100 YEARS AGO

The late teens and early 20's saw many advances in productions at the Ford Company. Henry Ford's ambition was build cars that ordinary people could afford and also to create a way to make more of them and make them faster than anybody else.

He had a vision, one that he turned into reality 100 years ago in 1917 with the River Rouge Factory complex in Dearborn, Michigan.


He wanted to transform the raw materials into steel, rubber and glass and produce the finished product all in one location. He also wanted to use his own raw materials. It would give him autonomy through control of every aspect of production from raw materials to finished product. It was named "Ore to Assembly" or Vertical Production.

Construction of the Rouge Complex began in 1917, and when it was completed in 1928, it was the largest integrated factory in the world.


The original Rouge was a mile-and-a-half wide and more than a mile long. It totaled 15,767,708 square feet of floor area crisscrossed by 120 miles of conveyors. There were ore docks, steel furnaces, coke ovens, steel rolling mills, glass furnaces and plate-glass rollers. Buildings included a tire-making plant, stamping plant, engine casting plant, frame and assembly plant, transmission plant, radiator plant, tool and die plant, and, at one time, even a paper mill. He built a massive power plant that produced all the electricity for the Rouge plant and most of the needs of the Highland Park plant. The Rouge also had its own railroad with 100 miles of track and 16 locomotives, scheduled bus network and 15 miles of paved roads that kept everything and everyone on the move.<sup>1</sup>

At its peak in the 1930's, more than 100,000 people worked at the Rouge. The plant had it's own multi-station fire department, a modern police force, a fully staffed hospital a trade school and a maintenance crew 5,000 strong. One new car rolled off the line every 49 seconds. Each day, workers smelted more than 1,500 tons of iron and made 500 tons of glass, and every month 3,500 mop heads had to be replaced to keep the complex clean.<sup>1</sup>

<sup>1</sup>[www.thehenryford.org](http://www.thehenryford.org), History of the Ford Rouge Factory



*River Rouge Plant Docks, Ford Motor Company, Detroit, Michigan. Hard to see but the dock has several Model T's on it.*



*River Rouge Sheet Metal Stamping Press.*



*The Rouge Complex, 1927*

1917, Woodrow Wilson contracted Ford to build 100 Eagle Boats, warships intended to hunt down German submarines. A three-story structure, Building B, was added to the Rouge site. Building B was the first substantial Rouge building and today serves as part of the Dearborn Assembly Plant. Although the war ended before most of the Ford Eagle Boats went into action, the effort did hasten Ford to widen the Rouge River substantially, allowing him to bring ore boats up the river. He began his own fleet of freighters in 1923 when he acquired the Henry Ford II and the Benson Ford freighters. The Eagle boats were transferred to the Coast Guard and widely used. Eight Eagle boats saw service during World War II.<sup>2</sup>

After the war, the production of the world's first mass-produced tractor, the Fordson, was transferred from the original Dearborn plant to the Rouge.

Although the Rouge's coke ovens, foundry, steel making furnaces and steel rolling mills produced nearly all the parts of the Model T, assembly of that vehicle remained at Highland Park. It was not until late 1927 that automobile from "ore to assembly" production began at the Rouge, with the introduction of the Ford Model A.

In pursuit of self-sufficient automobile manufacturing the Ford Motor Company purchased over 400,000 acres of timberland for logging in the Upper Peninsula of Michigan. There he built the Ford Iron Mountain Plant, a massive sawmill and wood parts manufacturing complex. The Ford Dam was built on the Menominee River and a powerful hydroelectric plant was added to the Iron Mountain Plant. Here sawmill workers produced huge quantities of lumber.

Ford sold more than one million Model Ts in 1919, and each of those Model Ts used 100 board feet of wood for the parts such as wooden automobile framework, floorboards, firewalls, wheels, steering wheels and more. These parts were then produced there and shipped directly to the assembly plant.<sup>3</sup>

Stumps, scrap wood and sawdust was also distilled at the Iron Mountain plant for its wood chemicals, with the end by product being lump charcoal. This lump charcoal was modified and pressed into briquettes and mass marketed by Ford.


The Iron Mountain Sawmill and Plant employed 8,000 at its peak in 1925. During WWII the Ford iron mountain plant built thousands of wood-bodied invasion gliders.<sup>3</sup>

Ford's vision of being self-sufficient also required that he produce his own materials to insure him a constant supply. In the 1920's Ford was buying coal mines, iron mines and a limestone quarry. His Rouge glassworks plant was fed by Ford's own silica mine and to build batteries he mined lead in Idaho.

Ford was also spending millions on tires each year, so he bought land in Brazil and planted a 8000 acre rubber plantation. He named the rubber plantation "Fordlandia" However, this venture failed. In 1920 Ford also acquired the Detroit, Toledo and Iron Mountain Railroad to remove problems of being dependent on unreliable railroad transportation.<sup>4</sup>

To get a larger share of the car and truck market Ford also made changes to the Model T by adding a starter and generator in 1919 and also adding a one ton truck chassis to his inventory

These are just a few of the ventures Ford took to cut costs, improve supplies, guarantee supplies and increase sales.



*Ford's Eagle Boat, WWI Warship emerging from Building B at Rouge Plant*



*Eagle Boat, 1918*



*Henry Ford II, Great Lakes Freighter*



*Ford Locomotive*

<sup>2</sup>Wikipedia, the free encyclopedia, Eagle-class patrol craft

<sup>3</sup>www.dcl-lib.org, Dickinson County Library Kingsford-Ford Motor Company Kingsford Plant

<sup>4</sup>Beyond the Model T, The Other Ventures of Henry Ford, by Ford R. Bryan



# INDEX

## A

### Accessories 272-287

American flag sets 276  
Brass light covers 284  
Bumper Sets 286  
Car covers 284-285  
Engine cookers 286  
Ford scripts and year plates 112  
Handbrake and pedal 278  
Hats and Patches 282  
Radiator caps 113-115  
Robe rail 277  
Posters 281  
Stop lights and Turn signals 170-173  
Windwing brackets 280

### Alternators 155

### Ammeter 148

### Aprons, fender splash aprons 222

### Axle, Front, See Front axle parts

### Axle, Rear, See Rear end

## B

### Babbitt 63

### Ball caps, front axle 37

### Ball caps, universal joint 30-31

### Band lining 88-89

### Banners, tour and club 282

### Battery, See also - Electrical

Battery holders and clamps 160

See also - Electrical

Battery cables 157

Battery tender 160

### Bearings, see area of use if not listed

4th Main bearing, (U-Joint) 30

Camshaft bearings 65

Crankshaft bearings 64

Drive Shaft bearings 32

Hub bearings, front 41

Rear axle bearings 22-23

### Bendix 151

### Bodies 219, 238-241, 250-251

Brass trim, body 251

Pickup bed 250

Speedster body 219

Wooden Model T Bodies 238-241

Wooden body parts 250-251

### Body block sets 55

### Body to frame brackets 54

### Bolts and nuts 256-258

Bolts, thick head, step 258

Bolts, drilled head or shank 258

Brass screws 257

Cotter pin set 258

Mechanics wire 258

Nuts, castellated 258

Rivets 256-57

### Books, CDs, DVDs and Videos 6-17

Carburetor and Distributor Literature 10

Children's Books 14

Digital Library of Model T Literature 9

Ford sales literature 12-13

Manuals 6

Model T Ford Service Manual 6

Operation Manuals 6

## Identification chart for Model T body Styles - Last page of catalog

### Engine serial numbers - 288

### Engine specifications-Inside rear cover

Model T Ford Magazine pen drive 9

MTFCA Restoration DVD's 15-16

Parts Identification and lists 6, 8

Restoration Manuals, MTFCA 7

Restoration Manuals, general 15-17

Ruckstell Manuals 10

Speedster Books 9

"Vintage Ford" MTFCA Magazine DVD 9

### Brackets

Body to Top brackets 178

Firewall and dash 101

Frame brackets 54

Headlight 103

License plate 103

Side light brackets 102

Tail lights 102-103

### Brakes. 27-29, 40, 84, 88-89

#### See also Rear end

Brake cams 27

Disc Brake 29

Emergency brake, on rear axle 27-29

Emergency brake drums 40

Emergency brake lining 28

Emergency brake shoes 28

Handbrake and rods 90-91

Rocky Mountain Brakes 29

Transmission Brake 84, 88-89

### Bumpers 283

## C

### Camshaft 65. See also Engine, parts

### Carbide generator 161-164

### Carburetor parts 122-132

Adjusting and choke rods 123-124

Filter kit, accessory 122

Holley 126-132

Kingston 125-126

Mounting parts 123

Rebuilt Carburetors 132

Vaporizer 130-131, also see Holley

### Car covers 284-285

### Carpet sets 192-193

### Coil box and parts 133-148

Ammeter 148

Coils, rebuilt wooden coils 144

Coil parts, Ford and K-W 145

Ford metal coil box 138-143

Heinze 133-135

Jacobson-Brandow 135-136

Keys 146

Kingston 136-138

K-W Coil box 138

True Fire ignition system 143

Testers and tools, coil 143

### Commutator parts, see Timer

### Connecting rods 61-63, 214

### Crankcase 69-73

### Crankshaft 62-64

### Crank, starting 107

### Crank holder & lock, brass accessory 103

### Crankshaft counter weights 64

### Cut-Outs, generator 153

## Gift Card on page 288



## D

### Dash parts 226-227

### Dash light 227

### Data and patent plates 287

### Disc brakes, Sure Stop 29

### Distributors 77-79

### Door and window parts 198-201

Bumpers and straps 199

Channel and rubber 201

Door straps 199

Garnish molding and trim 198

Hinges 198-199

Latches and handles 200-201

Lift straps, window 199

Window shades 201

### Drag link 36-37

### Drain plugs 26

### Drive shaft 31-33. See also Rear end

Tools, Drive shaft 31

### Duel Exhaust Manifold 216

## E

### Electrical

12 Volt conversion kit 159

Battery holders and clamps 160

Fuse kit 159

Lights, see lights

Master Disconnect Switch 160

Power converter 160

Spark plugs 161

Wiring, see wiring

### Emergency brake

Brake drums 40

Emergency brake on rear axle 27-29

Hand brake and rods 90-91

### Engine splash pans 73

### Engine, parts 56-73, 212-218

Bearing caps 63-65

Camshaft 65

Connecting rods 61-62, 214

Crankshaft 62-64

Freeze plugs 60

Head and head bolts 58

Head Gaskets and sets 57

Inside and outside oil lines 71

Manifolds 68-69

Oil pan parts 70-73

Oil sight gauge 70

Overhead gaskets 214

Petcock 70

Pistons and rings 60-61

Push rods 67-68

Speed equipment 211-220

Timing cover 59

Timing gears 66

Tools, engine  
Babbitt and babbitt tools 63  
Engine and transmission stands 56  
Engine lift eyes 56  
KRW Alignment gauge 69  
Oil check tools 70  
Pack nut wrench 68  
Push rod tools 67-68  
Spark plug and head bolt wrench 58  
Vacuum Diagnostic gauge 57  
Valve tools 67  
Valves 66-68  
Valve covers 72  
Water Inlet and outlet 59-60  
**Exhaust and muffler 121-122**

**F**  
**Fan Belts 119**  
**Fan parts, see Radiator and Fan**  
**Felts 56**  
**Fenders 220-224**  
**Fender brackets, block, bolts 221**  
**Firewalls 225-226**  
**Floorboards and mats**  
Carpet sets 192-193  
Floorboards 97-101  
Mats 100  
Pedal trim 97  
**Flywheel 81-83**  
**Fordson parts 252**  
**Frame parts 54-55**  
**Freeze plugs 60**  
**Front axle parts 33-37, 104-107**  
Oilers 36  
Reamer for springs 104  
Shackles 105  
Spindles 35-36  
Spindle bushing tools 35  
Springs and parts 104-107  
Steering connection rod, (drag link) 36  
Tie Rod 36-37  
Wishbone, front radius rod 37  
**Fuel pump 275**  
**Fuel stabilizer 54**

**G**  
**Gaskets and felts 55-57**  
Head gaskets and sets 57  
Carburetor, see Carburetor parts  
**Gasket sealer 57**  
**Gasoline tanks and parts 50-54**  
Brackets 50  
Fuel line and parts 53  
Fuel Stabilizer 54  
Gas cap 51  
Gas tanks, stock 50  
Gas tanks, speedster 50  
Gaskets and pads, gas tank 51  
Overflow vent and pipe 51  
Petcock and Shut offs 52-54  
Restoration kit 53-54  
Sealer 53  
Sediment bowl (bulb) 52  
Shut offs 52-53  
Shut off, Electronic 53  
**Generator, Carbide 161-162**  
**Generator, Electric 152-155**  
Alternators 155  
Cut-Out (Voltage Regulator) 153  
Rebuilt generators 152

**Gift Card 288**  
**Grease cups 26**

**H**  
**Hand brake parts and rods 90-91**  
Handbrake extension 278  
**Hassler parts 279**  
**Headlight, See Lights**  
**Hoods and hood parts 255, 227-228**  
**Horn and horn parts 206-208**  
**Hub caps 42-43**  
**Hubs and parts 38-44**

**I**  
**Ignition switch, Ford 139, 148**  
Ammeter 148  
**Interior trim screw sets 193**

**K**  
**Keys 146**

**L**  
**Lights**  
Brackets 102-103  
Brass Headlight, accessory electric 211  
Carbide generator 161-162  
Headlight, Electric 163, 165-167  
Headlights, Gas 161-164  
Light bulbs 167  
Oil Side lamps and tail lamps 168-170  
Oil lamp wicks 168  
Tail light/Stop light, Electric 170-173  
Wiring, see wiring

**M**  
**Magneto and posts 80-83**  
**Magneto meter 148**  
**Magnets, recharged 83**  
**Magneto drives, accessory 76**  
**Manifolds**  
Accessory carburetor adapters 216  
Clamps and bolts 69  
Duel Exhaust manifold 216  
Exhaust, stock 68  
Gaskets, manifold 69  
Intake, accessory 216  
Intake, stock 68  
Model A manifold adapter 216  
Pack nut, manifold 68  
**Master Disconnect Switch 160**  
**Mirrors 209-210**  
**Moto-Meters, Temperature 114-115**  
**Motor parts. See Engine, parts**  
**Muffler 121-122**

**N**  
**N, R, and S parts 252-255**

**O**  
**Oil and Grease 266-267**  
**Oil breather cap 70**  
**Oil drain plugs and Grease cups 26**  
**Oil lamps. See Lights**  
**Oil lines 71**  
**Oil pan parts 71-73**  
**Oil pan supports 73**  
**Oil sight gauge and tools 70**  
**Oilers, spindle and spring 36**

**P**  
**Patent and data plates 287**  
**Pedals 89-90**  
Pedal pads 90

Pedal trim 97  
**Petcock 52, 70**  
**Pickup Bed 249-250**  
**Pistons and rings 60-61**  
**Push rods 67-68**

**R**  
**Radiator and Fan 108-120**  
Aprons. radiator 111  
Caps, dogbones and wings 114-115  
Fan Belts 119  
Fan pulleys and blades 118  
Fan parts 118-120  
Ford and Year Scripts for Radiator 112  
Radiators and Radiator Aprons 108-111  
Mounting parts, radiator 116-117  
Water pump 113  
**Radius rod, front (wishbone) 37**  
**Radius rod, rear 26**  
**Rear end**  
Axle housing 21, 23-24  
Axle shaft 21  
Bearings and axle sleeves 22-23  
Brakes 27-29, 40  
Brake parts 27-29  
Emergency brake drums 40  
Disc brakes, Sure Stop 29  
Hand brake and Rods 90-91  
Rocky Mountain Brakes 29  
Differential parts 23-25  
Drive shaft 31-33  
Grease/Oil, rear axle 21  
Grease cup and oil plugs 26  
Hand brake 90-91  
Housing caps and seals 21, 23-24  
Hubs and hubcaps, see Wheel parts  
Ring & pinion gear 25, 33  
Ruckstell 18-20  
"Safety" Floating Rear Hub 22  
Springs and parts 104-107  
Tools, rear end and drive shaft 20  
Universal joint 30  
**Restoration supplies 268-271**  
Engine and Radiator clean and seal, Irontite 271  
Gas tank restoration kit 270  
Oil and grease 266-267  
Paint 268  
Penetrating Oil, Kroil Oil, 268  
Polish 269  
Radiator coolant and sealer 271  
Spring leaf lubricant 271  
Wood and metal patches 268  
**Rim flaps 49**  
**Ring and pinion, drive shaft 25, 33**  
**Ring gear, flywheel 82**  
**Rings, rebuilt mag rings 80**  
**Rivets 256-257**  
**Rocky Mountain Brakes 29**  
**Ruckstell 18-20. See also Rear end**  
**Running boards and parts 221-222**

**S**  
**Seat lid hinge 198**  
**Seat, rear heel door latch 198**  
**Seat springs 197**  
**Shackle sets 105**  
**Sheet metal**  
Body Panels and sill plates  
1909-1912 Sill plates 229



1913-14 Touring+Roadster 229-230  
1915-22 Touring+Roadster 231-232  
1923-25 Touring+Roadster 232-233  
1923-25 Coupe+Tudor Sedan 236  
1926-27 Roadster and Roadster Pickup  
233-235  
1926-27 Coupe and Sedans -Tudor and  
Fordor 236-237  
1926-27 Touring 233-236  
Body Patch Material 229  
Engine pans 73  
Fenders 220, 222-224  
Hoods and dash 225, 227-228  
Pick up and Ton Truck 248-249  
Running boards 222  
Speedster body 211-212, 219-220, 241  
Splash aprons 222  
Turtle deck and trunks 229

**Side curtains 189-190**

**Sill plates, see Sheet metal**

**Spare tire parts and covers 45**

**Spark plugs 161**

**Speed equipment**

Aluminum engine covers 215  
Brass Electric Headlight 211  
Crankshafts and rods, Scat 62-63, 213  
Engine components 212-217  
Frontenac cover 215  
Gas tanks, speedster 211  
Hood cover and straps, speedster 212  
Oil pans and spacers, aluminum 217  
Overhead gaskets 214  
Pistons, high compression 60-61  
Radiators, racing 111  
Rajo cover 215  
Roof cover 215  
Speedster Body 211-212, 219-220, 241  
Springs, reverse eye 212

**Speedometer 202-205**

**Spindles. See Front axle parts**

**Splash aprons 222**

**Spokes, wooden 38**

**Spring parts, front and rear 104-107**

**Stabilizer, hydraulic 36**

**Starter parts 149-152, 157**

Rebuilt starters 152  
Wiring, starter and switch 157

**Starting crank 107**

Brass crank holder, accessory 103  
Leather crank holders 107

**Steering Column 92-97**

Spark and gas rods 95-97  
Steering case 93  
Steering column gears 94  
Steering wheel 92-93  
Steering shaft 94  
Tilt steering wheel brackets 93

**Steering gear rod (drag link) 36**

**Step plates 220**

**Spotlight 170-173, See also Lights**

Switch and wires 173

**Sun visor 177**

**T**

**Tail light. See Lights**

**Thermostats 113**

**Tie rod 36-37**

**Timers (commutators) 74-76**

Alignment tools 75

Anco timer 75  
Carbon brush timer 76  
Mounting parts, timers 74-76  
New Day timer 76

**Timken bearings and races 41**

**Tires and tubes 46-49**

Balancing beads, Counteract 47  
Rim flaps 49  
Tire 46-47  
Tire tools 47  
Tubes and hardware 48-49

**Tire Pump 47**

**Ton truck 242-248**

**Tools 259-267**

Auto Dolly 259  
Babbitt and babbitt tools 264  
Bags, tool 259  
Band, transmission tools 266  
Coil testers 263  
Drive shaft tools 260  
Engine stand and lift eyes 259  
Engine tools 259, 263-265  
Exhaust pack nut wrench 265  
Fender protective cover 259  
Front axle tools 260-261  
Generator 263  
Headlight tools 262  
Hub cap wrench 262  
Ignition tester 263  
KRW tool catalog 263  
Oil check tools 267  
Rear axle holder and tools 260  
Rear wheel puller 262  
Spark plug/head bolt wrench 264  
Tire and wheel tools 261-262  
Timer tools 266  
Tool Bags 259  
Transmission and band tools 265-266  
Vacuum Diagnostic Tool 264

**Top 177-184**

Back curtain straps 181  
Rain gutters 177  
Saddle arms and saddles 178  
Saddle leather pads and straps 179  
Top bow side straps 180  
Top bows and parts 182-183  
Top to windshield straps 179-180  
Wood kits 182-184

**Top covering kits. See Upholstery and tops kits**

**Transmission 80-90**

Ball caps, transmission 87  
Band lining, gaskets and tools 88-89  
Band tools 89  
Bushings, transmission 85  
Clutch, transmission 85-86  
Cover and gaskets 87-88  
Drums, transmission 84  
Flywheel and ring gear 82  
Magnet posts 81  
Magnets, recharged 83  
Oil screen 88  
Oil slingers 82  
Pedals and shafts 89-90  
Rebuilt Mag Rings 80  
Stand, transmission 83  
Tools, transmission 265-266  
Transmission, rebuilt 83

**Tubes and hardware 48-49**

**Turtle deck and trunk 229**

**U**

**Universal joint 30**

**Upholstery and tops kits**

Carpet sets 192-193  
Door and kick panel sets 188  
Fasteners 190, 193-196  
Material and Trim 193  
Seat springs 197  
Side curtains 189-190  
Tack strips, wood and plastic 184  
Top boots 187  
Top covering kits  
Closed cars 190  
Open cars 187  
Upholstery kits  
Closed cars and TT 191  
Open Cars 188

**V**

**Valves 66-67**

**Valve cover 72**

**Voltage regulators 148**

**W**

**Warford transmission 83**

**Water pump and Thermostat 113**

**Wheel parts 38-45**

Dust caps 38  
Emergency brake drum 40  
Hub, front 38  
Hubcaps 42-43  
Hub Bolts 40  
Hub, rear 39  
Rim bolts 40  
Rims 44  
Spare tire 45  
Spokes 38  
Spoke straightening tool 43  
Timken bearings and races 41  
Tools, for wheels 39  
Wire wheel 42-44  
Wire wheel adapters 44

**Windshield parts 174-177**

Brackets and hinges 175-176  
Frames and channel 174-176  
Speedster windshield 211  
Support rod brackets 176  
Windshield Rubber 177  
Wiper 176  
Wind wing brackets and mirrors 280

**Wiring 155-160**


Battery cables and supports 157  
Clips and supports 156  
Diagrams 155  
Fuse kit 159  
Master disconnects 160  
Spark plug wires 156  
Terminal blocks 156  
Wiring, by foot 155  
Wire harness 158-159

**Wishbone, front radius rod 37**

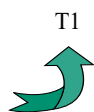
**Wood kits**

Body block sets 55  
Body and door wood kits 185  
Floorboards 95-98  
Pickup bed 250  
Seat tack strips and wood base 184  
Top bow kits 182-183  
Top wood kits, closed cars 182-184

# MODEL T FORD SERVICE MANUAL



T1



T1 Model T Ford Service Manual, 296 pages 577 illustrations. Contains information and step-by-step instructions on mechanical repair and maintenance. This book is a must for any Model T restorer. It is sometimes referred to as the Model T man's "Bible" and is the most popular book for beginners. 32.95



T1-CD

## MODEL T SERVICE MANUAL, CD

T1-CD Model T Ford Service Manual, as above but on a CD-ROM. Reformatted and enlarged reproduction. Pictures are clearer than in the printed versions 19.95

## FORD OPERATION MANUALS




B1



T2




T3



T4



T19



T6A

- B1 Break-In instruction sheet, given to purchaser of new model T. It covers what is expected and how to "Break-In" your new Model T Ford. An interesting piece of literature that every T owner should have. 7-1/2" x 5" 2.00
- T2 Instruction Book, Model T 1909-15, 48 pages, 18 illustrations. Reprint of the book that originally came with brass cars when new. It contains detailed instructions on the operation and maintenance in question and answer form. 6.95
- T3 Ford Manual, Model T 1916-25, 64 pages, 26 illustrations. Reprint of the book that came with 1916-25 T's when new. Contains information on operation and maintenance in question and answer form. 7-1/2" x 5" 13.25
- T4 Instruction Book, Model T 1926-27 Reprint of the book that came with 1926-27 T's. Information on operation and maintenance. Includes changes in mid-twenties cars. 35 pages, 10 illustrations. 7-1/2" x 5" 13.25
- T19 Ford Manual "For Owner's & Operators Of Passenger, Pickup & Truck Model T's". Reprint that came with 1920-1926 T's when new. Information on operation and maintenance in question and answer form. Also has a list of the production numbers. 64 pages, many black and white illustrations. 7-1/2" x 5" 17.95

## FORD PARTS LISTS

- T5 Parts List, Model T 1909-15, 62 pages, many illustrations Lists chassis parts by Ford number for these years. 6-3/4" x 4-3/4" 8.95
- T6 Price List of Parts and Accessories, 1916-21. 39 pages, illustrated lists chassis parts. September 1, 1921. 5-1/2" x 8-1/4" 8.45
- T6A Price List of Parts, 1917-23, 36 pages, many illustrations. Lists chassis parts, November 15, 1923. 5-1/2" x 8-1/4" 5.50
- T7 Model T Engine and Chassis Parts List 1923-27, 55 pages, illustrated. Includes T-truck and Ruckstell axle, 5-1/2" x 8-1/4" 13.25
- T9 Model T Body Parts List 1915-23 39 pages. This book covers T body construction with list of parts. 5-1/2" x 8-1/4" 10.25
- T10 Model T Body Parts List, Body construction from 1915-27, includes cars, pickup and truck. 93 pages, 5-1/2" x 8-1/4" 13.25
- T11 Model T Windshield and Glass Specs 14 pages. Includes diagrams and dimensions of glass for 1915-27 cars and trucks. 5-1/2" x 8-1/4" 6.95
- T24 T Parts and Accessory List. Illustrated listing of parts. This pocket sized book has pricing for Ford parts for the 1909-26 Model T, and shows what years will interchange. 48 pages, 46 illustrations. Black and white. 6.95
- TT1 TT Ton Truck Chassis and Body Parts List. List of parts that are unique to the TT Ton Truck. Fully illustrated list of parts with drawings and diagrams Includes Ton Truck body choices 14 pages. 5-1/2" x 8-1/4" 4.00



T5



T6




T7



T9



T10



T11



T24




TT1



# RESTORATION MANUALS



- |     | RM1   | RM2 | RM3 | RX3 | RM5 | RM6 | RM7 |
|-----|---|-----|-----|-----|-----|-----|-----|
| RM1 | The Electrical System, Repairing and Restoring the Model T Ford 48 pages, A comprehensive guide for the repair and restoration of the major components of the Model T Ford electrical system. Many photos and illustrations, detailed info. on the generator, starter, magneto, wiring, coils, and timer. Prepared and edited by the Model T Ford Club of America 12.00 |     |     |     |     |     |     |
| RM2 | The Ford Carburetor, Repairing and restoring the Model T Ford, 48 pages. A comprehensive guide for the repair and restoration of the Model T Ford carburetor, includes many photos and illustrations, also details the changes in the Model T carburetors from year to year. Prepared and edited by the Model T Ford Club of America 12.00                              |     |     |     |     |     |     |
| RM3 | The Ford Engine, Repairing and restoring the Model T Ford, 54 pages, A comprehensive guide for the repair and restoration of the Model T Ford Engine, many photos and illustrations. Prepared and edited by the Model T Ford Club of America 12.00  |     |     |     |     |     |     |
| RX3 | Ruckstell Rear End, Repairing and Restoring the Model T Ford by Milt Webb, Glen Chaffin, and Bruce McCalley 38 page repair manual. Includes many photos, illustrations and information not previously available, very detailed, a must for rebuilding. Applies to all Model T rear axles, not just Ruckstells. 12.00  |     |     |     |     |     |     |
| RM5 | The Model T Transmission, 50 pages, manual detailing the rebuilding, adjustment and care of the Model T planetary transmission. Prepared and edited by the Model T Ford Club of America 12.00   |     |     |     |     |     |     |
| RM6 | Speedometers, 64 pages, Identifies speedometers and components used from 1909-27. Also offers sections on repairing, restoring and installing speedometers. Prepared and edited by the Model T Ford Club of America 12.00   |     |     |     |     |     |     |
| RM7 | Front & Rear Axles, A 31 page manual detailing the repair and assembly and adjustments of the standard Model T front and rear axles. Prepared and edited by the Model T Ford Club of America 12.00  |     |     |     |     |     |     |




- TU1      Tuning Up: Relining the Bands on a Model T and Driving Your T, By Milton Webb, aka "Dr. T". This book includes instructions on re-lining transmission bands, adjusting the bands, adjusting the clutch link and how best to drive your Model T without burning up the bands. 27 pages, spiral bound soft cover. 29.95




- |       | C3  | C18 | P7 | P7-CD | P9 | T-RFP | 128 |
|-------|---|-----|----|-------|----|-------|-----|
| 128   | From Here To Obscurity Hardcover book, 293 pages, 950 pictures. Covering model changes and restoration information for all years and body styles. 42.95   |     |    |       |    |       |     |
| C3    | Tire Facts-About the Model T Ford. This book gives a history of the development of the tire. It also contains lots of interesting information on how tires are made as well as the proper installation and maintenance of tires for your Model T. 14 pages. 5.25          |     |    |       |    |       |     |
| C18   | Model T Restoration Handbook. Step-by-step procedures detail working on the chassis, body repair, installing tops, lamps, and troubleshooting. Original photos for reference. 181 pages, over 156 photos. 39.75   |     |    |       |    |       |     |
| P7    | Model T Service Bulletins Softcover book, 520 pages, 900 illustrations. A reprint of the original Model T service bulletins. An excellent source for mechanical information. 38.50  |     |    |       |    |       |     |
| P7-CD | Model T Service Bulletins, as above but on a CD-ROM 19.95   |     |    |       |    |       |     |
| P9    | Model T Ford Owner by Murray Fahnestock 519 pages, 1000+ illustrations. Selected articles from Ford Owner Magazines. Gives excellent information on repairs and helpful hint 38.50  |     |    |       |    |       |     |
| T-RFP | Rebuilding the Ford Power Plant by Vic Zannis. 80 illustrations. Engine and transmission rebuilding. Tips on modern parts and modifications. Build your own pouring and line boring equipment, plans and measurements included. Spiral bound, soft cover, 75 pages. 25.95 |     |    |       |    |       |     |

# PARTS IDENTIFICATION AND JUDGING GUIDELINES



PART-G



PART-G2



PART-G3




JG1

- PART-G** Model T Ford Parts Identification Guide, Volume I, by Gail Rodda. 61 pages, taken from articles printed in the "Model T Times" magazine. Excellent detail, of year to year changes, many photos 19.95
- PART-G2** Model T Ford Parts Identification Guide, Volume II, by Gail Rodda. 50 pages, additional information taken from articles printed in the "Model T Times" magazine. 19.95
- PART-G3** Volume 3 - The 1909 Production Model T. By Gail Rodda. 52 pages. This book highlights the parts that are unique to the 1909 Model T. Very informative for the owner looking for detail and also interesting for people curious about the early Model T's. 24.95
- JG1** MODEL T JUDGING GUIDELINES, 8th Ed. A useful guide for a Model T restorer or owner. Year-specific details. By the Model T Ford Club International. Revised 49.95


## MODEL T ACCESSORY BOOKS




C2A




C5



P4



TAAS



STEW1




C6



T-COOKBOOK

- C2A** Hassler Shock Absorber General Instructions for Applying Shock Absorbers to Ford Model T, reprint of instruction from the Hassler Company. 7 page pamphlet. 8-1/2" x 6-1/2". 1.95
- C5** Model T Scrapbook 224 pages, 200 photos. Photos and early ads for "T" gadgets. 19.95
- P4** Model T Owners Supply Book 128 pages, many illustrations. Reprint detailing replacement and accessory parts. 23.95
- TAAS** The Antique Automobile Speedometer, by Russ Furstnow. This book covers the history of the major manufacturers and early inventors. It includes specific information about speedometer assembly and components by year and manufacturer. It is 180 pages long with many photos, diagrams and copies of original sales brochures. 28.95
- TAAS-DVD** The Antique Automobile Speedometer, by Russ Furstnow. In DVD form. 21.95
- STEW1** Stewart Warner, The World's Standard Speedometer, installation and care, 8 page pamphlet, 3-1/4 X 6-1/4. 2.95
- C6** Warford Auxiliary Transmission reprint. Instructions for installing and operating the six speed Warford in A TT Truck. 2.20
- T-COOKBOOK** Manifold Cooker - Recipe Book. By Jane Bowers, 39 recipes to be used in your Model T cooker ranging from breakfast to dessert including; Clutch-Free Coffee Cake, U-joint Almond Brie, Chug Chug Chili and Blow Out Brownies. 19.95



## MODEL T SNOWMOBILE CONVERSION

- DVD-SM** The Incredible Model T Snowmobile Rediscovered. Snowy winters in the early 1910's made automobiles almost unusable. Virgil D. White, a Ford dealer in New Hampshire found a solution, his snowmobile conversion kits. These kits allowed owners to use their Model T's when other cars had to be put in the barn for the winter. This DVD covers some of the conversions of the Model T Ford to snowmobiles for the winter. Learn of its development and original usage and why these special machines have an important place in history. 37 minutes 17.95



MTFCA-CD



MTFCI-PD



## MODEL T TIMES MAGAZINES, Model T Ford Club International

MTFIC-PD Model T Times Magazines on a UBS Pen Drive. Model T Times is the official publication of the Model T Ford Club International. Includes all the issues from 1952-2017, Updated index. 99.95



## VINTAGE FORD MAGAZINES, Model T Ford Club of America

MTFCA-CD Vintage Ford Magazines on CD. Set of 7. The Vintage Ford is the official publication of the Model T Ford Club of America. These CD's contain every issue of the Vintage Ford Magazine from 1966-2000. Each issue can also be opened and viewed page by page. Displays all the contents of the entire collection of original magazines, including the ads. They also include a subject index so articles can be accessed for viewing or printing. 119.95

## DIGITAL LIBRARY of Model T Literature, MTFCI




DL001 Compiled by the Model T Ford Club of America. Over 600 pieces of literature including Price Lists, Owner Manuals, Technical Articles, Service Bulletins & Manuals, Souvenir publications, Product & Accessory Catalogs, Ford Owner and Dealer Magazines, Period Advertising, and much, more. Covers all Model T years plus pre-Model T and Accessories for the Model T Ford offered into mid-century. Set of 3 DVDs are for use on any Mac or windows computer and are fully printable and zoom-able. (Note: will not work on a TV.) 99.95



123 The Model T: A Pictorial Chronology of the Most Famous Car in the World. Authored by Ford Motor Company Corporate Historian Robert Kreipke, the 100th Anniversary book of the Model T features approximately 300 rarely or never seen before photographs from Ford's archives. Hardbound., 12" x 9" 160 pages. 43.75


## SPEEDSTER BOOKS




P2



P6



P3



P8

- P2 Speedster bodies, A to Z. In this CD are 400 printable pages of information from about 50 different manufacturers and auto parts suppliers. This information covers the majority, but not all, of the aftermarket bodies that were available for the Model T Ford. Copyright Larry A Sigworth. JPEG format and can be viewed on either a PC or Mac computer. 19.95
- P3 Model T Speed & Sport, 224 pages, 300 photos. Lots of information of converting T's for speed 26.50
- P6 Making The Ford Fleet-Footed, Catalogs of Speed Merchants, by Larry Sigworth. This CD has over 350 pages of reproductions of most of the Model T Era speed equipment catalogs and price lists ever published. Nine companies that sold everything needed to build a complete Model T speedster or racer are included. The catalogs date from 1916 to 1931. Some catalogs included are "The Chevrolet Brothers Manufacturing Co.", "Morton & Brett", "The American Top & Body Co", "RAJO Manufacturing Co.", and "Green Engineering Co." and more. JPEG format and can be viewed on either a PC or Mac computer. 29.95
- P8 The Fast Ford Handbook Speed equipment, speedster and dirt track racing information throughout this book. 26.50

## CARBURETOR AND DISTRIBUTOR BOOKS



C1



KG1




AK1



AK2




AK3



AK4

- |     |   |       |
|-----|---|-------|
| C1  | Bosch Deluxe Ignition System for Fords Front plate parts and instruction book, 4 pages  | 2.65  |
| KG1 | Kingston Carburetors for Ford Cars, 15 pages. Instructions and parts for 1913 thru 1917 Kingstons, 3" X 5"  | 3.75  |
| AK1 | Illustrated Installation instructions - Atwater Kent Ignition system, type K2, 2 page pamphlet  | 5.00  |
| AK2 | Illustrated Installation instructions - Atwater Kent Ignition system, type LA, 2 page pamphlet  | 5.00  |
| AK3 | Illustrated Installation instructions - Atwater Kent Ignition system, type H, 2 page pamphlet   | 5.00  |
| AK4 | Atwater Kent Starting & Lighting Systems, detailed instruction and diagrams on installation and maintenance for adding starters and generators to late 'teens Fords, 18 pages | 18.95 |


## PATE'S EARLY FORD ENCYCLOPEDIA



- PATE-ENCY** Pate's Early Ford Automobile Encyclopedia, by Carlton O. Pate III, 2008, Limited edition. Information about early Ford Cars designed and sold between 1903 and 1909. The development, accessories and the different parts that played a part in the success and failure of 'The Ford' cars. Hardcover with over 450 pages of text, pictures, charts and tables. There is also an appendix on DVD disk with over 2800 documents, pictures and video files. 85.00

## RUCKSTELL AXLE MANUALS


- RX1** Restoring a Ruckstell for a Model T Ford, By Milton Webb, aka "Dr. T". The contents include performance and safety recommendations, parts inspection, restoration, component sub-assembly, final assembly, installation into chassis, tuning up and **HOW TO DRIVE A RUCKSTELL EQUIPPED MODEL T FORD**. Soft cover, 8-1/2" x 11", 54 page spiral bound, with many color photos. 29.95
- RX2** Ruckstell Service Manual, this 12 page book , with 35 illustrations. Covers all the basics of the this rear axle and includes lots of maintenance tips. 7.50
- RX3** Ruckstell Rear End, Repairing and Restoring the Model T Ford by Milt Webb, Glen Chaffin, and Bruce McCalley 38 page repair manual, includes many photos, illustrations and information not previously available, very detailed, a must for rebuilding. Applies to all Model T rear axles, not just Ruckstells. 12.00
- R2** Ruckstell Operating Instruction booklet, illustrated 6 page pamphlet. 5.75
- R3** Ruckstell Assembly Instructions, illustrated 2 page pamphlet, instructions that came with Ruckstell when new. 3.75
- R4** Ruckstell Parts List, 6 pages, fully illustrated. Reprint of original parts list, complete listing for cars and trucks. 7.95
- R5** Lubrication, Adjustment and Care of the Ruckstell Axle. 23 pages 7.95
- R6** Glover E. Ruckstell and the Ruckstell Axle, by Glen Chaffin. This man behind the Ruckstell Axle was an important page in the history of Ford. This amazing man led a full, productive and extremely interesting life. Hard cover, 220 pages. 36.95



RX1



RX2




RX3



R2




R4



R3




R5




R6




FIRE2




FORD-AV



T-HFT




C4



WILD-T

- FIRE2** Firefighting With Henry's Model T, Vol 2, By William Killen. Over 250 pages, hundreds of color and black and white photographs of firefighting apparatus built on the Ford Model T chassis. Features interesting stories of unique brands and the history of several fire departments where their first motorized fire apparatus was a Model T Ford and Model T fire apparatus from Australia, Canada, New Zealand, United Kingdom and Finland. 33.95
- FORD-AV** The Aviation Legacy of Henry & Edsel Ford by Timothy J. O'Callaghan, 208 pages many photos. Chronicles Henry and Edsel contribution to aviation during its development. The fabulous Ford Tri-Motor, Henry Ford's tiny "Flivver" and the B - 24 Liberator, milestones on the journey from the stick and fabric planes of World War I to the all-metal commercial airliners and mighty bombers of World War II. 37.95
- T-HFT** Henry Ford's Terrific Model T, DVD. The Model T shrunk Planet Earth by bringing "auto-mobility" to its inhabitants. The "Tin Lizzie" had personality, near human traits that made it a legend in its own time. This video studies Lizzie's character - mechanical strengths and weaknesses which earned it great respect - and some scorn. And it looks at the styling changes which occurred during its 19 year production life. Includes Old B&W photos, period movie film and current video. 18.95
- C4** Model T Memories 112 pages, mechanical and production data. Also songs, stories, cartoons, and photos of the day. 23.50
- WILD-T** Those Wild & Wacky Model T Fords. DVD. The Model T put the world on wheels when it debuted in the fall of 1908, and the world would never again be the same. This video gives a look at the not so serious side of the "Old Tin Lizzie". Includes many surprises, including assembling a Model T in less than 7 minutes in an open field and a Model T rodeo! 43 minutes long. 19.95




## THE ENGLISH MODEL T FORD


- ENGLISHT** The English Model T Ford, A Century of the Model T in Britain. By Bruce Lilleker, Martin Riley and Neil Tuckett, with help from members of the British Model T Ford Register. They have spent more than six years researching and creating this wonderful book. Ford's first and largest overseas plant was opened in Manchester, England in 1911. This book covers a very large number of models not made in the USA. Details the use of T's in WWI and into the 1920's. 304 pages, over 300 mainly period pictures. Hardcover, 8-1/2" x 12" 49.95

## MODEL T FORDS, AMERICA'S FAVORITE CARS

- DVD-MTF** Model T Fords, '09-'27. America's Favorite cars, T's Fords were used by bankers, clerks doctors families, farmers and flappers. See the Tin Lizzie in all her glory from 1909-1927, over 100 "T's" in all shapes, sizes, plain, pretty, humble and proud. Also includes Models A, C, B, K, + N. This DVD includes details that most people haven't seen. Time: 90 min. 24.95
- DVD-CMT** Commercial Model T's '12-'27. America's Favorite cars. The variety of Ford commercial vehicles provides many pleasant surprises. Depot Hacks, Delivery Cars, TT Trucks, Snowmobiles and many other innovations. Many original Ford trucks and adaptations including a tractor conversion, snowmobile and train railway modifications. Time: 60 Min. 24.95



DVD-CMT



DVD-MTF

**Used and NOS Parts  
Call for Availability**

*Lang's*

**Technical Support  
978-939-5500**

**11**



# FORD SALES LITERATURE

## REPRINTS of ORIGINAL BROCHURES

### PRE-MODEL T SALES BROCHURES


FSL1	Ford Motor Cars, 1905. Sales brochure. Shows the Model B and Model C Fords in several variations, including the first collapsible top. Illustrated, 28 pages.	1905	4.00
FSL2	Ford Motor Cars, 1906. Sales brochure. Tells the whole exciting story of the Model F, and Model K. Fully illustrated, 23 pages.	1906	4.00
FSL3	Ford Motor Cars, Sales brochure. 1907: Ford Model K. Fully illustrated, 20 pages.	1907	4.00
FSL5	Ford Motor Cars, 1907: Model R. Sales brochure for the car with the large "plowshare" fenders at the front. Fully illustrated, 20 pages.	1907	4.00

### MODEL T SALES BROCHURES, 1909-1915

FSL9	Ford Motor Cars: Model T Advance Catalog. Sales brochure. Advance catalog advertising the first Model T cars. Fully illustrated. 11 pages.	1909	4.00
FSL10	Ford Model T: Souvenir Booklet, 1909. Sales brochure. Instead of the regular shaped rectangle book this sales brochure is a cut-out in the shape of a 1909 Ford Touring car cleverly designed into a catalog for the first Model Ts. Fully illustrated, 15 pages. A great and unique collector's item!	1909	7.50
FSL11	Ford Motor Cars, 1909: Watch The Fords Go By. Sales brochure with superb illustrations. 30 pages	1909	4.00
FSL12A	Ford Motor Cars, Souvenir Booklet 1910. Sales brochure. Many illustrations 13 page	1910	4.00
FSL14	Ford Motor Cars, 1911. Reprint of a sales brochure that was originally issued in limited number. Has with photos and information on the 1911 Model T. 15 pages	1911	4.00
FSL19	The Doctor and his car, 1912. Sales brochure. First piece of automotive literature written for doctors. Interesting to collectors. Fully illustrated, 15 pages.	1912	4.00
FSL21	The Car That Delivers the Goods. 1912. Sales brochure. An excellent example of early automobile marketing. Explains at length why the car is cheaper to operate than the horse. Illustrated. 21 pages in 2 colors.	1912	4.00
FSL22	Ford: The Universal Car, 1912 Model T. Sales brochure. Illustrations identify the brass work of the Model T. Includes service information, specifications, and a listing of Ford factories and their locations. 18 pages.	1912	4.00
FSL23	Ford: The Universal Car, 1913. Sales brochure. Many cut-away photos of parts. 31 pages	1913	6.50
FSL24	Ford: The Universal Car, Enclosed Cars, 1915. Sales brochure. This book includes phantom photos showing interiors of cars. 15 pages in 3 colors.	1915	4.00



FSL1




FSL2



FSL3



FSL5



FSL9



FSL10



FSL11




FSL12A



FSL14



FSL19



FSL21



FSL22




FSL23



FSL24

# MODEL T SALES BROCHURES, 1917-1927


FSL26	Ford: The Universal Car, 1919. Sales brochure. Reprint of a beautiful early day color catalog, 24 pages	1919	4.00
FSL1927	The Ford Car of Today 1927. Sales brochure. This is a Fold-Out Sales Brochure Ford passed out in 1927. It proclaims the virtues of the Tudor Sedan, Coupe and Fordor. Read why it's the "Car of Today"	1927	8.50
FSL27	Some Ignition Problems and their solution. Provides "do's" and "don'ts" for the 1910 Model T Ford owner. Fully illustrated, 14 pages in black and white	1909-27	4.00
FSL28	Story of the 20 Million Fords from 1903-1931, Brochure. This is a black and white brochure titled "The Story of The 20 Million Fords sold from 1903 through 1931." It is 6 pages long and is a great conversation starter to have around on the coffee table or in the car while on tour!	1909-31	2.95
FSLCC	Ford Closed Cars. Sales brochure. This small foldout brochure from Ford Motor Co. advertises why you should buy a closed car.	1920-23	6.95
FSLTT	FoFord Truck. A very nice reprint of a dealer sales handout from Ford Motor Co. Covers the economy and efficiencies of Ton trucks. Advertises the Ton Truck chassis. Full color.	1918-27	6.95
FTB	Ford Truck, Sales Brochure, Reprint of a Ford brochure on Model T Ton Trucks. 11-1/2 x 8-3/4. 4 pages.	1918-27	11.95
F67	Ford Sales Data Book. Sales brochure. This unique book contains many unusual and interesting facts and figures about Ford cars and the Ford dealer organization. The year of this book is 1926-27, but it is a great general interest book for any T owner. 40 pages.	1909-27	7.00
TSB2	Sales Brochure - The Hand Of A Master - The Eye Of An Expert. This foldout brochure points out the reasons why Ford servicemen & parts are right for you.	1922	9.25
TSB3	Sales Brochure - The Prominent Part Played By Genuine Parts. This small foldout brochure explains why buying cheaper counterfeit parts is not the way to go when maintaining your precious Model T purchase.	1922	4.60
TSB6	Sales Brochure - How You Can Get Your Wish, This is a foldout brochure that covers the finer points of the available Model T's & the "Ford Weekly Purchase Plan".	1923	9.25



FSL26




FSL27



FSL28



FSL1927



FSLTT



FTB



F67



KRW-CD



FSLCC



TSB2



TSB6



TSB3

## KRW TOOL CATALOG


KRW-CD	Model T Ford K. R. Wilson Service Tools & Garage Equipment, 1909-1931 - 6 Catalogs On A CD-ROM Disc. This CD is in a PDF format for Windows operation systems only.	33.75
KRW-CAT2	K.R. Wilson Product Catalog. 11 pages with drawings and descriptions of K.R Wilson tools. The cover states "Tested and approved by the Experimental Department of the Fairbanks Company"	6.95

**Used and NOS Parts  
Call for Availability**


*Lang's*

**Technical Support  
978-939-5500**

**13**



TSANTA



T31




T32

## CHILDREN'S BOOKS


**TSANTA** *The Night Henry Ford Met Santa*, written by Carol Hagen. Suggested age range: Kindergarten and up. Set just before Christmas in 1908, this charming tale finds Henry Ford puzzling over a way to make his Model T affordable for the average family. His little son Edsel suggests that Daddy write to Santa for advice. Henry writes the letter just to please his son, but Santa actually answers by taking Henry to visit his North Pole workshop. When he sees the elves working in a line, each completing just one specific task on every toy that's made, Henry Ford envisions an automobile assembly line. The story not only illustrates that children can teach adults how to dream, but it also provides an author's note with factual information about Henry Ford and the Model T. Hardcover, Full color illustrations, 32 pages, 11"X9". 21.95

**T31** *Henry Ford and the Model T*, by Michael O'Hearn, Non-Fiction, Suggested age range: 8 - 14 years. The story of Henry Ford, along with his invention, the popular Model T automobile told in cartoon format. Crisp, life-like illustrations that will capture the interest of young readers. The first chapter deals with Ford's idea to make cars affordable and useful to average people, not just the rich. The number of models made before he decided on a final one. It also illustrates how Model T was marketed to the public, changes in working conditions, the production line and even better wages. Next O'Hearn describes the impact the Model T had on America. It created a middle class. Many factory workers could now own a car. The Model T changed not just travel, but a way of life. Softcover, 32 pages, color. 6.8"X 8.8". 10.95

**T32** *Time For Kids Biography: Henry Ford* by Dina El Nabli. Suggested age range: 6-10 years. TIME For Kids® Biographies help make a connection between the lives of past heroes and the events of today. Henry Ford as a young boy on his father's farm was fascinated by technology and how objects worked. His childhood interests led him to leave the Ford family farm in Michigan in search of a career with machinery, and the rest is automotive and economic history. Non-fiction. Paperback, 48 pages, 6"X9". illustrated, historical photos. 7.95




T33



T34



T35



T36

**T33** *Who Was Henry Ford?* By Michael Burgan. Suggested age range: 8-12 years. Born on a small farm in rural Michigan, Henry Ford's humble beginnings were no match for his ambition. Ford quickly created a manufacturing dynasty, bringing affordable cars to the masses and forever changing America and the American workplace. *Who Was Henry Ford?* details his meteoric rise, and explains how the genius behind the assembly line and the Model T shaped modern American industry. Paperback, 112 pages, 5.4"X7.7", black & white. 8.95

**T34** *Henry Ford: Young Man With Ideas (Childhood of Famous Americans Series)*, By Hazel B. Aird. Suggested age range - 8-14 years. This book talks about the early life of Henry Ford. This story of begins with Ford's early years on his family's farm. Many incidents in this book are based on "Memoirs of My Brother Henry Ford" by Margaret Ford Ruddiman published in September, 1953 issue of Michigan History, by the Michigan Historical Commission. Paperback, 192 pages, black and white. 5.25"X7.5". 9.25

**T35** *The First Cars* by Roberta Baxter, Part of his "Famous Firsts" Series used in many classrooms. Suggested age range: 4-8 years. The first car with a gas engine had only three wheels. What were early cars like and who made them? Find out about the first electric car, the first car race, Henry Ford's Model T, and more. Several original early photographs. A fun read that teaches the history of the automobile. Paperback, 8.8 X 10.6 Inches, 24 pages. 11.60

**T36** *Eat My Dust! Henry Ford's First Race (Step into Reading Series)* By Monica Kulling, Illustrated by Richard Walz. Suggested age range: Kindergarten - 8 years. Readers get a taste of history plus plenty of action. It's 1901 and Henry Ford wants to build a car that everyone can own. But first he needs the money to produce it. How will he get it? He enters a car race, of course! Readers get a taste of history plus plenty of action. Color artwork, full of exaggeration, movement, and comical detail, catches the fun and excitement of Ford's history-making auto-race defeat of Alexander Winton, which brought in enough cash to allow Ford to start his famous company. 48 pages, "6 X 9" paperback. 6.75



# MTFCA RESTORATION DVDs



**The following series of DVDS were  
Prepared and edited by the staff and members  
of The Model T Ford Club of America.**



## **SERIES-1-DVD Complete set of five Series 1 DVDs (DVD-1-1 thru DVD-1-5). \$64.95**

DVD-1-1	Balancing Tires. Using modern weights to balance the tires on your Model T. A must for anyone driving a Model T over 35 mph Total Run Time: 16 min. 25 sec.	14.00
DVD-1-2	Model T Tires - Part I. Covers the types of rims and tires used by T's; Tools, repairing rims and mounting tires. How to mount a tire on a clincher rim. Run Time: 26 min. 56 sec.	14.00
DVD-1-3	Model T Tires - Part II. Covers building a tire mounting station; mounting tires on the drop center-type and split rim type rims, tools and tips on repairing rims. Total Run Time: 24 min. 12 sec.	14.00
DVD-1-4	The Model T Fuel Filter. Restoring different types of fuel filters, installing fuel line shut-off valves. Run Time: 15 min.	14.00
DVD-1-5	Model T Bands. Changing the transmission band linings. Covers the types of transmission bands and linings available; inspecting and restoring bands; adjusting bands; tips and tools needed. Total Run Time: 15 min. 2 sec.	14.00

## **SERIES-2-DVD Complete set of five Series 2 DVDs, (DVD-2-1 thru DVD-2-5). \$64.95**

DVD-2-1	Restoring the Transmission (Hogshead) Cover. Types of hogsheads, tools and tips, disassembly, pedal straightening, pedal alignment, O-rings, sealing techniques, and assembly. Run Time: 20 min. 21 sec.	14.00
DVD-2-2	Restoring the 'T' Cutout. Types of cutouts. Function of the cutout. Testing, selecting, disassembly, modernizing with a diode, assembly and testing. Total Run Time: 38 min. 10 sec.	14.00
DVD-2-3	Alignment. Tools needed, special era tools used, how to align using a tape measure, front end inspection, proper caster, camber and toe-in of the front end for T's. Also tips on rear end alignment. Run Time: 23 min. 31 sec.	14.00
DVD-2-4	Restoring the 'T' Transmission. Part I. Disassembly, tools needed, cleaning, inspecting, methods of checking for cracks, plus tips and suggestions. Total Run Time: 42 min. 6 sec.	14.00
DVD-2-5	Restoring the 'T' Transmission, Part II. Tools and special jigs, re-assembly secrets, lubrication, repair techniques, old and new clutch plates, critical measurements and testing, tips and suggestions. Run Time: 53 min. 2 sec.	14.00

## **SERIES-3-DVD Complete set of five Series 3 DVD'S (DVD-3-1 thru DVD-3-5). \$64.95**

DVD-3-1	Model T Coils I. Do you know which coil is the proper coil for your Model T? This video covers both the Ford-made coils as well as those produced for Ford by other manufacturers. Run Time 22 min. 51 sec.	14.00
DVD-3-2	Model T Coils II. Repair and rebuilding a coil. How it works. How to select a coil to rebuild. Tips and tricks. Time 40 min.	14.00
DVD-3-3	Model T Coils III. How to adjust your coils for maximum performance. What to look for when installing new points. Testing your coils. Overview of various coil testing machines available during the T era. Run Time 38 min. 14 sec.	14.00
DVD-3-4	Restoring the Generator. Covers the Model T generator—how it works, how to repair and rebuild it. Includes tips and tricks for disassembly and assembly as well as equipment used in testing. Run Time: 31 min. 36 sec	14.00
DVD-3-5	Restoration of the Starter. How the starter works, how to test and rebuild; tips on eliminating oil leaks. Run Time 19 min.	14.00

## **SERIES-4-DVD Complete set of five Series 4 DVD's, (DVD-4-1 thru DVD-4-5). \$64.95**

DVD-4-1	Electrical Overview. Overall look at the progression of the electrical system from 1909 thru 1927. Time 18 min. 52 sec.	14.00
DVD-4-2	Brush Plate Restoration. Generator and starter brush plate. Run Time 41 min.	14.00
DVD-4-3	Speedometer Restoration, Part 1. Tips on selecting a used speedometer. Restoration techniques of a Stewart Warner model 100 speedometer. Total Running Run Time 57 min. 48 sec.	14.00
DVD-4-4	Speedometer Restoration, Part 2. More restoration techniques, as well as, a restoration of a Stewart Warner model 160 speedometer. Total Running Run Time: 35 min. 8 sec.	14.00
DVD-4-5	Speedometer Restoration, Part 3. Additional restoration tips. How a speedometer works, the proper running gear and installation. Run Time 45 min. 11 sec	14.00

## **SERIES-5-DVD Complete set of five Series 5 DVD's, (DVD-5-1 thru DVD-5-5) \$64.95**

DVD-5-1	Restoration of the T Rear End, Volume 1. Covers the regular T rear axle and the Ruckstell axle. Shows the types of housings used through the years, disassembly techniques, inspection tips and more. Run Time: 48 min. 34 sec.	14.00
DVD-5-2	Restoration of the T Rear End, Volume 2. Inspection, axle rebuilding, sources and tips. Run Time: 46 min. 03 sec.	14.00
DVD-5-3	Restoration of the T Rear End, Volume 3. Drive shaft, rear end reassembly and adjustment tips. Run Time: 50 min. 37 sec.	14.00
DVD-5-4	The Model T Radiator. View each Model T radiator style from 1909-27. Tour the Brassworks manufacturing shop and learn how a radiator cools; causes of failure; see how a radiator is built. Run time: 45 min. 07 sec.	14.00
DVD-5-5	Restoration of the Model T Manifold. See how you can bring it back to original shape. Run time: 29 min. 04 sec.	14.00

# MTFCA RESTORATION DVD's, Continued



The following series of DVD'S were  
Prepared and edited by the staff and members  
of The Model T Ford Club of America.



## **SERIES-6-DVD Complete set of five Series 6 DVD's, (DVD-6-1 thru DVD-6-5). \$64.95 set**

- DVD-6-1 Restoration of the Model T Fan. Production changes. Restoration techniques. Run Time: 20 Min. 10 sec. 14.00
- DVD-6-2 Cam replacement. Replacing without removing the engine. Measuring, timing, tips and more. Run Time: 58 min. 40 sec 14.00
- DVD-6-3 Spoke Tightening, Examines fixes for loose spokes. Ever see a "T" with aluminum spokes in place of wood? Also includes handy, easy to make tools and tips. Run Time 36 min. 40 sec. 14.00
- DVD-6-4 Restoration of the Model T Steering Column. Production changes, types of steering wheels, how to disassemble and restore the column, gear ratios, altering a column to make a Torpedo column, tips, and a special section on accuracy for Model T steering Run Time 1 hour 17 min. 20 sec. 14.00
- DVD-6-5 The Model T Frame. Covers the changes during production, what to look for in choosing a frame, how to check a frame for straightness, how to correct a bent frame, frame members, painting and more. Run Time 29 min. 45 sec 14.00

## **SERIES-7-DVD Complete set of five Series 7 DVD's, (DVD-7-1 thru DVD-7-5). \$64.95 set**

- DVD-7-1 How to Start and Drive a Model T. Featuring Matt Foye. Learning the proper way to start and to safely drive a Model T. Total Run Time: 27 min., 25 sec. Available on DVD only. 14.00
- DVD-7-2 Model T Accessories. Fred Houston shows us many of the era T accessories as well as a visit to the Smith Collection where "Speedy" Bill Smith shows some of his favorites. Total Run time: 49 min., 11 sec. Available on DVD only 14.00
- DVD-7-3 Chassis Alignment. Milt Webb shows us methods to align the chassis so you will get the most out of your T. We also look at an air-conditioned Model T. Run Time: 50 min., 52 sec. Available on DVD only. 14.00
- DVD-7-4 Model T Safety 1. Fred Houston takes us through some great safety tips from seat belts to the latest in signal lights for your T. Run Time: 46 min., 51 sec. Available on DVD only. 14.00
- DVD-7-5 Model T Safety 2. The MTFCA Safety Check List. Matt Foye shows the best way to use the check list to keep our Ts in safe condition run time: 37 min., 27 sec. Available on DVD only. 14.00

## **SERIES-8-DVD Complete set of five Series 8 DVD's, (DVD-8-1 thru DVD-8-5). \$64.95 set**

- DVD-8-1 Model T Fashions – Melanie Patton shows us Model T Era fashions. Run Time: 28 min. 54 sec. 14.00
- DVD-8-2 Metal Work 101 – Larry Azevedo demonstrates the basic equipment in making replacement panels for Model T restorations. Run Time: 22 min.. 22 sec. 14.00
- DVD-8-3 Taking a Model T out of Mothballs Part 1 - By Milt Webb, What to do to get a T running after many years of sitting in a barn. He shows what should be done to make that T ready for durable touring. Run Time: 56 min. 58 sec. 14.00
- DVD-8-4 Taking a T out of Mothballs Part 2 - Milt Webb's tips and demonstrations. Run Time: 1 hr. 09 min. 08 sec. 14.00
- DVD-8-5 Taking a T out of Mothballs Part 3 - Milt Webb's tour of two old Model T's that have been revived from being stored for long periods of time. Run Time: 53 min. 09 sec. 14.00



## **SERIES-9-DVD**


### **Complete set of five Series 9 DVD's, (DVD-9-1 thru DVD-9-5). \$64.95 set**

- DVD-9-1 Restoration Welding 101. Bob Ross shows the various welding equipment available and which ones are the right ones for restoration use. Topics covered are types of welding, safety, proper storage of gas tanks, types of rods as well as an actual fender repair and a surface hole repair. Total time: 48 minutes 14.00
- DVD-9-2 Restoration Welding 102. Part 2 of Bob Ross's two part welding series. Reviews the types of metal you will encounter during the restoration process. Which welding technique you should use for these metals as well as a demonstration of typical repairs encountered by the restorer. Total time: 27:03. 14.00
- DVD-9-3 Babbitting, Part 1. Larry Azeveto demonstrates the babbitting process. He explains what is babbitt? He shows the various tools needed to babbitt and how to successfully pour your own babbitt. Total time: 34:59. 14.00
- DVD-9-4 Babbitting, Part 2. Babbitting, Part 2, Larry Azeveto continues preparation and actual babbitting of the block, 4th main and more. Total time: 34:59. 14.00
- DVD-9-5 Anatomy of a 1923 Centerdoor Restoration. A labor of love over many years, Joe Fellin gives us the history of Ford's Centerdoor as well as his techniques in this restoration project. Total time: 56:26 14.00




## GENERAL RESTORATION HANDBOOKS

- TLCA** Antique Auto Body Accessories for the Restorer. This book is a reproduction of the Automobile Equipment Company catalog from 1910-1911. You will find original pictures, descriptions, and prices for a dizzying array of early accessories, hardware, tools, fluids for every use, and even some specifications, dimensions and cutaway views. Contains hard-to-find information on a golden age of automobiles. 19.95
- TLCB** Antique Auto Body Brass Work for the Restorer. Will help you identify and date brass parts. Included are pictures with descriptions, part numbers, some specifications, dimensions, cutaway views and prices. Discusses brass lamps, horn, speedometers, clocks, windshields, and more. Includes an index by brand name, 127 pages soft bound. 19.95
- TLCD** Antique Auto Body Decoration Work for the Restorer. Find out how to stripe, ornament, or monogram your antique vehicle. There are 225 illustrations including 100 line drawings detailing striping, spoke and scroll design and early commercial car lettering, and 100 more depicting representative monograms and family crests. 127 pages, softbound. 19.95
- TLCL** Antique Auto Body Leather Work for the Restorer, by Herbert J. Butler. This guide shows you how to reupholster seats, doors, headliners, and interior trim. Details tools and materials used, including items such as leather, cloth, leatherette, padding lacing, trim hardware, etc. Learn about cutting curtains, filling cushions, and more. The publisher states that "for mastery, this practically lost art requires no more than common sense, coupled with qualified instruction. 127 pages, softbound. 19.95
- TLCM** Antique Auto Body Metal Work for the Restorer. Find out how to work on wood-framed metal bodies with this book. Text from "Practical Sheet Metal Work." by William Neubecker. This includes 150 illustrations that detail the methods and sheet metal patterns basic to the fabrication of every body panel from layout drawings. Learn construction details such as scale drawing, patterns, cutting and punching the body, fastening the body to the chassis, constructing the panels and body, soldering and smoothing the riveted joints and more. 127 pages, soft bound. 19.95
- TLCT** Antique Auto Body Top Work for the Restorer. A variety of representative tops are described, and from these the precise design and measurements of a particular top reconstruction today may be determined by the individual restorer. Information on: dimensions from body measurements, early development/construction, bows, sockets, joints, production design, the apron or storm front, oiling old straps, and much more. Includes illustrations, diagrams, drawing, design and construction of every body type. 127 pages, soft bound. 19.95
- TLCW** Antique Auto Body Wood Work for the Restorer, by C.W. Terry with Arthur Hall. Details of the principles of design from that era, rules of thumb for proportions of particular body types, and specifications for the wood & metal typically used on bodies. Learn about putting together bodies in that era, such as chassis framing, kinds of joints, materials, panel work, iron work, mounting (to allow for movement), making corners in wood, and much more. Includes illustrations, diagrams, drawing, design and construction of many different body types. 127 pages, softbound. 19.95
- TLRD** Automotive Radiator Construction and Restoration for Antique and Classic Cars, (and maintenance). This is reproduced from a 1921 book. Learn how to prevent and fix leaks, and how to clean, solder, and remove circulation obstructions. Find out about tinning (solder coating) and soldering iron & torch techniques and much more. 192 pages, hard bound. Contains information that you won't find anywhere else. 17.50
- TLUL** Essentials of Upholstery & Trim for Classic and Vintage Cars. A how-to book for upholsterers. Includes French pleating, diamond and biscuit tufting, headlining, negligee and plain work. It is detailed and supported by a collection of photographs. 176 pages/ 110 illustrations. 22.95



TLRD



TLUL



# RUCKSTELL AXLE CONVERSION KITS

## Change your standard Model T rear axle into a Ruckstell Two Speed!

The Ruckstell axle allows for an additional lower gear in the rear end. This allows you to shift into a lower gear to climb hills while the motor is in high gear for faster speed. The kit comes complete with all the parts and instructions needed to convert your existing rear end into a Ruckstell two speed rear end. All parts are made in the USA and are of the highest quality.


NOTE: An exchange core of the drivers side rear axle housing is required or a refundable core charge of \$75.00 will be added to the sale price of the 1917-25 kits and a \$90.00 charge for the 1926-27 kits. We will need your core first for 1913-1916 cores. Housing cores must have a good backing plate and not be pitted. The housing tube must be straight and not dented. The center casting can be damaged because it will be replaced.

Lead time may vary for this item. Please call our Customer Service Line for the current lead time.


RUX-KIT1A	Ruckstell axle kit. Small brake drum, machined for use with early style closed drive shaft spool.	1913-19	2530.00	kit
RUX-KIT1B	Ruckstell axle kit, use with small brake drum.	1919-25	2495.00	kit
RUX-KIT2	Ruckstell axle kit, use with large drum.	1926-27	2680.00	kit

## RUCKSTELL MANUALS

RX1	Restoring a Ruckstell for a Model T Ford, By Milton Webb, aka "Dr.T". Includes performance and safety recommendations, parts inspection, restoration, component assembly, installation into chassis, tuning up and <b>HOW TO DRIVE A RUCKSTELL EQUIPPED MODEL T FORD</b> . Soft cover, 8-1/2" x 11", 54 page spiral bound, with many color photos.	29.95
RX3	Ruckstell Rear End, Repairing and Restoring the Model T Ford by Milt Webb, Glen Chaffin, and Bruce McCalley 38 page repair manual, includes many photos, illustrations and information not previously available, very detailed, a must for rebuilding. Applies to all Model T rear axles, not just Ruckstells.	12.00
R2	Ruckstell Operating Instruction booklet, illustrated 6 page pamphlet.	5.75
R3	Ruckstell Assembly Instructions, illustrated 2 page pamphlet, instructions that came with Ruckstell when new.	3.75
R4	Ruckstell Parts List, 6 pages, fully illustrated. Reprint of original parts list, complete listing for cars and trucks.	7.95
R5	Lubrication, Adjustment and Care of the Ruckstell Axle. 23 pages	7.95
RX2	Ruckstell Service Manual, this 12 page book, with 35 illustrations. Covers all the basics of the this rear axle and includes lots of maintenance tips.	7.50



## RUCKSTELL



RX1



R2



R4




R5



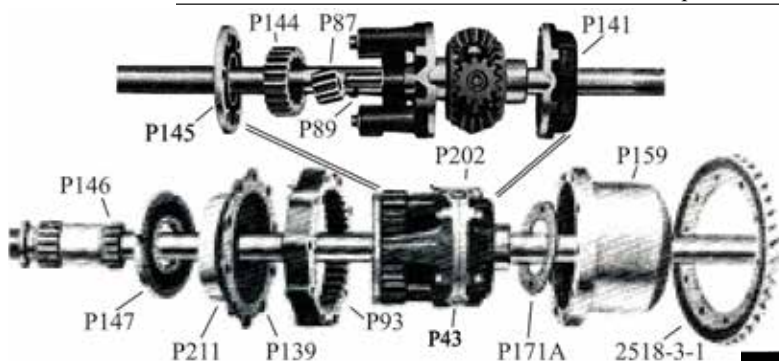
R3



RX2



RX3



1865R	Ruckstell axle data plate. Mounts to left side axle housing.	1913-25	4.95	each
1865RB	Ruckstell axle data plate. Mounts to left side axle housing.	1926-27	16.95	each
P38	Ruckstell shift rod, original style rod from shift lever to rear end, 2 piece set. It is 60" long and is designed to be cut to size before assembly.	1913-27	72.95	each
P38A	Ruckstell shift rod assembly with adjustable clevis. Allows you to fine tune location of the shift lever so it will not hit the seat or dash.	1913-37	84.95	each
P206	Shift rod support, mounts on drive shaft tube, supports shifter rod. Includes rubber grommet that protects rod from rattling and wear	1913-27	14.95	each
2518-3-1	Ring & Pinion gear set, 3 to 1 high speed ratio, (39 tooth ring and 13 tooth pinion gear), Allows your T to run at higher speeds with lower RPM.	1909-27	349.95	set
2518R	Ruckstell ring gear only, 40 tooth. Use with 12 or 13 tooth pinion gear ONLY. See "DRIVE SHAFT PINION GEARS" on page 33.	1909-27	349.95	each



P38



1865R



1865RB



2518R



2518-3-1

# RUCKSTELL, Continued

P43	Differential casing bolt and nut set for P202	1913-27	13.75	set
2564	Clevis pin for shift rod, 2 required. .310 diameter	1913-27	.20	each
2564OS	Oversize clevis pin for worn shift rod and levers. .340 diameter.	1913-27	.45	each
P87	Pinion gear, (idler), 3 piece set.	1913-27	79.50	set
P89	Pinion gear, (idler) pin set, 3 piece set.	1913-27	20.50	set
P93	Internal ring gear.	1913-27	172.95	each
P98A	Shift lock arm and spring, part of P158A.	1913-25	39.50	set
P98C	Shift lock arm and spring, part of P158C.	1926-27	49.95	set
P113	Yoke, shift clevis, part of P158A.	1913-27	68.75	each
P117	Plunger for P158A.	1913-25	23.00	each
P117B	Plunger & roller assembly, part of P158C.	1926-27	35.20	set
P117BR	Roller & pin, part of P117B.	1926-27	12.25	set
P122	Yoke, (shift fork), part of P158A.	1913-25	64.95	each
P122A	Yoke, (shift fork), part of P158C.	1926-27	95.70	each
P123	Shift Finger.	1926-27	62.50	each
P124	Shift yoke leaf spring assembly, part of P158C.	1926-27	38.95	set
P127	Shifter gasket for P158A and P158C.	1913-27	1.75	each
P128S	Ring gear bolt and washer set, 20 piece set.	1913-27	59.95	set
P138	Pin set, 2 piece, for P113.	1913-25	1.95	set
P139	Bronze thrust plate.	1913-27	179.95	each
P141	Differential housing, RIGHT (part of P202).	1913-27	88.95	each
P143.540	Thrust washer pin (for P159) 2 required per car, 0.540" long. Use with new P171A that replaces worn fiber washer or if a shim is needed with old washer. Install pins so that the ends are just under flush with the surface of both washers.	1913-27	1.45	each
P143.550	Thrust washer pin, 0.550" long, use with new P171A	1913-27	1.45	each
P144	Sun gear, (center gear).	1913-27	78.95	each
P145	Gear locking thrust plate, (with 6 holes).	1913-27	115.75	each
P146	Sliding clutch gear.	1913-27	88.95	each
P147	Gear locking notch plate, (with 2 notches).	1913-27	88.95	each
P148A	Shifter housing (for P158A).	1913-25	129.95	each
P148C	Shifter housing (for P158C).	1913-27	160.30	each
P151A	Housing Plug, 1-1/8" (for part #P158A).	1913-27	.65	each
P151C	Housing Plug, 1-1/4" (for part #P158C).	1913-27	1.25	each
P151D	Housing Plug, 1/2" (for part #P158C).	1913-27	1.00	each
P158A	Shift lock assembly, (rear housing shifter), complete. Fits all years but original on 1920-25 axles.	1909-27	269.95	each
P1031B	Lock Screw for shift lock. This 1-7/8" shank lock screw is for the shift lock assembly, part# P158 and P158A	1909-27	7.85	each
P158C	Shift lock assembly, (rear housing shifter).	1926-27	415.00	set
P158BS	Mounting bolt set for P158, early brass body.	1913-27	10.55	set
P158A-BS	Mounting bolt set for P158A, cast iron body.	1913-25	11.00	set
P158C-BS	Mounting bolt set for P158C, large cast iron body.	1926-27	11.95	set
P158CP	Spring tension adjusting plug for P158C.	1926-27	7.50	set
P158CRS	Shifting fork pin & roller set, for P158C.	1926-27	17.75	set
P159	Ring gear support housing, (bell housing).	1913-27	119.95	each
P160	Differential housing, LEFT (PART OF P202).	1913-27	169.00	each
P160BS	Bronze bushing 3 piece set, used to re-bush worn pin holes in P160.	1913-27	11.75	set
P163	Spring for shift lock plunger, P117.	1913-27	4.65	each
P163B	Spring for P117B.	1913-27	5.50	each
P164A	Locking set screw and nut, top (for P147).	1913-27	5.00	each





P171A	Thrust washer, Steel. Original fiber washers should be replaced with this steel one which provides a better bearing surface. Use the P143.550 pins in P159 which are longer pins to prevent the inner and outer steel washers from rotating. Pin ends should be just under flush with the surface of the thrust washers. NOTE: You also may need to use the following shim if your housing is worn.	1913-27	5.95	each
2529.010	Thrust plate shim, spring steel, 0.010", use to adjust clearance between the center carrier and the axle housing.	1909-27	4.25	each
2529.015	Thrust plate shim, steel, 0.015"	1909-27	4.60	each
P11-ORIG	Shift lever knob, Original shape and size knob, no script.	1913-27	30.50	each
P11R	Shift lever knob, the side view shape is oval, Ruckstell script on top of knob. This script is not original, but some people like it as a fun accessory.	1913-27	4.75	each
P189A	Hand shift lever. This is the original style that comes up through center of car. It has a cast bracket that mounts where the rear end attaches to the motor.	1913-27	158.50	each
P189B	Hand shift lever, left hand, allows you to work gas with your right hand and shift with your left. Fits emergency brake hole in floorboards. Welding is needed to lineup lever on cross shaft. Has bearing on cross shaft, easily adjusted.	1913-27	75.95	each
P189TRIM	Floor board Ruckstell shift lever trim, flat steel	1913-27	10.50	each
P193A	Shift lock arm spring, part of P98A and P98C.	1913-27	4.75	each
P200	Cup washer, Fits under spring on P98A and P98C.	1913-27	4.00	each
P200S	Felt oil seal, use with P200.	1913-27	.50	each
P202	Ruckstell differential assembly (P43, P141 & P160).	1913-27	239.95	each
P211	Ruckstell ball bearing, used with P139	1913-27	99.95	each
P1067	Ton truck, Ruckstell thrust washer, fiber	1913-27	9.40	each



## REAR END and DRIVE SHAFT TOOLS

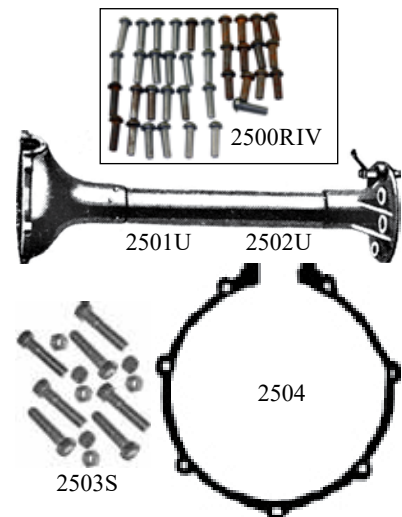
2505BMT	Rear Axle Holder. Bench Mount. This is a duplicate of the KRW rear axle tool that is bolted to your work bench. Designed to hold axles and center differential parts when working with them.	1909-27	195.00	each
2509SP	Rear axle sleeve puller, removes and installs axle sleeves without damaging them.	1909-27	15.95	each
2531BT	Thrust plate pin removal kit. If the 2531B pins have been sheared off in the rear axle housing, this is the tool you need to remove the old pins! Kit comes with drills, tap screws and instructions.	1911-27	10.95	kit
2559DR	Driver tool for hub brake cam bushing, use for installation and removal. For 1909-1925 bushing, will not work on larger 26-27 bushings.		15.95	each
2566RST	Tubular rivet setting tool for brake bands. Used on tubular style rivets. Most often used for 1926-27 emergency brake shoe linings and shoe linings on accessory brake, such as Rocky Mountain brakes. Plier-like tool holds rivet while you set the rivet into the lining and band. For added leverage it allows you to hit the back side of the pliers with a hammer.		27.95	each
2566RVTL	Riveting tool for brake linings with tubular rivets, removes old rivets, drills and countersinks lining and swedges new tubular style rivets. 1926-27 and TT truck. Instructions included. Includes anvil to hold lining and rivets in place	1926-27	19.95	each
2581DR	Drive Shaft Bushing Driver, used to assist in installing the bushing in the drive shaft torque tube.	1909-27	12.95	each
2581TPL	Drive shaft front bushing puller, removes bushing #2581 from the drive shaft tube.	1909-27	26.25	each
2581TR	Drive shaft front bushing facing reamer.	1909-27	77.95	each
2582T	Drive shaft tube installation tool. A very handy tool! It stretches across the top of each side of the frame rails and has an adjustable "J" hook that holds the drive shaft in position as you install the engine. The "J" hook has a wing nut that allows easy adjustment to get the drive shaft at the right height.	1909-27	25.50	each
352-TOOL	U-Joint installation tool. Neat copy of an original Frank Mossberg Co. tool. Makes putting the U-joint (when installing the rear end) into the back of the motor a snap. Open end to allows use from under or above the car.	1909-27	24.95	each





## REAR AXLE HOUSING

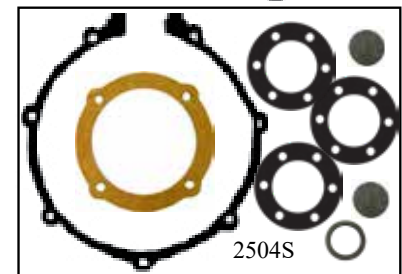
2500RIV	Axle housing rivets, attaches the axle tubes to the housings.	1911-14	9.95	set
2501U	Axle housing, right, USED, (Limited Availability)	1916-25	75.00	each
2502U	Axle housing, left, USED, (Limited Availability)	1916-25	75.00	each
2503S	Rear axle housing bolt and nut set, 14 piece. Bolts used to connect the two halves of the rear axle together.	1913-27	2.15	set
2504	Rear axle case gasket, used as a paper shim between rear axle housings to give more space if the rear end is too tight with new thrust washers.	1913-27	1.75	each
2504S	Rear end gasket set. All the gaskets and paper shims required for the rear axle, drive shaft and U-joint, 8 piece set.	1913-27	4.50	set



## REAR AXLE GREASE/OIL

LUBRIPLATE gear lube for all rear ends. This is a modern lubricant with superior lubricating qualities. It won't hurt brass thrust washers, 1 quart container

140W	Lubraplate 140W gear lube for standard rear ends.	1909-27	26.50	quart
90W	Lubraplate 90W gear lube for Ruckstell rear ends, auxiliary transmissions.	1909-27	28.95	quart
600W	Rear axle "grease", 600W Oil. Heavy weight, clinging oil specifically made for the Model T rear end. 1 quart required.	1909-27	10.50	quart
404G	Sealer Additive for Rear Axles. Add this to whichever rear axle lubricant you use. It is made with LIQUILON®, which reduces friction by coating gears and internal parts. This all-purpose lubricant and sealant is for applications that require the best lubrication available. This 2 oz. container will lubricate one Model T differential. 19.95 each			
2500SG	Suction gun for removing and replacing rear axle oil.	1909-27	19.95	each



## AXLE SHAFT

**NOTE:** You must reuse your existing axle gears with the following rear axles, they are not being reproduced at this time.

2505HS	Rear Axle shaft made of high strength Steel Alloy 4140. These axles are stronger and harder than most other modern replacements. In addition to the improved strength these axles are 1/16" longer than standard to eliminate the need to use shims to compensate for worn hubs. The extra 1/16" causes no problems if your hubs are not worn or if you use modern accessories such as floating hubs or Rocky Mountain Brakes.	1911-27	97.50	each
--------	--	---------	-------	------



**Lang's Tech Tip:** The following tapered shim tightens up a loose wheel if the hub or axle is worn. It also shims the hub out so the brake drum does not hit the side of the brake shoes or backing plate. You may need more than one shim per axle depending on amount of wear. (These are a must for use with the Rocky Mountain brakes for 1909-1925 because a larger drum is used to increase braking power.)

2505SH	Rear axle shim for worn hubs or axles, .005 thick. May require 1 or more per axle depending on amount of wear.	1911-27	.95	each
2505SHB	Rear axle shim for worn hubs or axles, .017 thick. May require 1 or more per axle depending on amount of wear.	1911-27	.85	each
2816B	Rear axle hub key, Tight fitting keys, will prevent damage to axle keyway. (2 required per car)	1909-27	.85	each
2506	Axle disc washer, fiber. A solid fiber washer that fits between the inside ends of the two axle shafts.	1909-27	.50	each
2506B	Axle disc washer, solid bronze. Solid bronze disc fits between the inside ends of the two axle shafts. This washer is 0.020 thicker than the fiber washer (Part# 2506). It will wear much better and should be easier to fit.	1909-27	4.65	each
2507	Axle shaft castle nut, (2 required per car). This nut holds wheel hub onto the end of the axle.	1909-27	1.75	each



**NOTE:** Ford made the wrench, part# 1349 to install and remove rear axle nuts. (see "HUB and HUBCAP WRENCH" on page 42). This wrench is also used on hub-caps, outside front roller bearings, spindle nuts and housing oil drain plugs.

# "SAFETY" FULL FLOATING REAR BRAKE DRUM and HUBS

**Excellent safety upgrade!** The Ford rear axle transmits the weight load from the housings, through the axle shaft and onto the wheel hub. This causes severe strain on the axle shaft. These floating hubs transfer the weight from the axle housing directly to the wheel removing load strain on the shaft. These safety hubs replace the outer roller bearings and sleeves with reliable modern bearings. In the event of an axle breaking you won't lose your wheel with these hubs!

**SPECIAL NOTE:** Adding an equalizer to these "Safety Hubs" makes a great improvement for a Model T. It will allow you to also engage both your emergency brake and drum brake by using the just your brake pedal. These parts are listed under; "EQUALIZER" on page 28.




2508SDR

**2508SDR** Heavy Duty Brake drums and Safety Hub Assembly for wooden wheels, includes a pair of new 10" outside diameter heavy duty large emergency brake drums. These increase the weight of the drum to allow them to absorb more heat and be more effective braking. **NOTE:** For wooden wheels only, these will not fit wire wheel hubs. **SOLD AS A PAIR** 1909-25 685.95 pair

Features include:

- Ball bearing floating hub made as a single unit, no nut inside the brake drum
- Stabilizing alignment roller bearing
- 10" o.d. Heavy emergency brake drums
- Best quality one piece lined brake shoes
- Dual grease seals to insure no grease gets into the brake drums. (inner and a second outer grease seal)
- Dual Sealing O-Rings
- Grease hole to allow you to easily lubricate the bearing
- Extra wide locking groove
- Chamfered bolt holes for tighter fit
- Includes mounting bolts, nuts and instructions
- The axle housing must be modified by cutting 1" off the outer tubing.



**2508SF** Floating Rear Hub, for wood Model T wheels, as above but without the new heavy duty brake drums, **SOLD EACH** 1909-27 299.95 each

**2508SFB** Floating Rear Hub, for wire Model T wheels, as above but without the new heavy duty brake drums, **SOLD EACH** 1926-27 289.95 each

**2508SFMK** Wood wheel installation kit. The tools required to correctly install the safety full floating rear hubs for wood wheels only. Includes a 6 point 9/16 modified socket used to tighten the countersunk carriage bolt nuts and a drill and tap used to install 6 safety bolts that keep the hubs firmly attached together. Includes instructions. 1909-26 42.50 set



2508SFMK


## AXLE BEARINGS

**MODERN OUTER or INNER REAR AXLE BEARING KITS.** These kits replace the standard axle shaft bearing, axle sleeve, and both inner and outer oil seals. The bearings have seals in them that eliminate grease leaks and scheduled maintenance. Two of each required per car. The outer bearing kit requires no modifications to the axle or axle housing. The axle shaft has to be machined to use the inner bearing kit.

**2508DUAL** Modern rear bearing kit with dual TIMKEN bearings. These bearings slip right into the axle housing. The bearing has a grease seal at each end and an O-ring to seal the body to the axle tube housing. Also has a ridge that allows you to remove them easily from the housing. 1909-27 189.95 each

**2508ORB** Modern outer rear axle bearing kit. 1909-27 198.95 each

**2508iRB** Modern inner rear axle bearing kit, 1909-27 125.00 each



2508DUAL



2508ORB

2508iRB

## AXLE SLEEVES and SLEEVE PULLER

Lang's Tech Tip: The sleeve wears faster than the bearing. It is recommended to use new sleeves even when using old bearings. To determine the right from the left sleeve - hold the sleeve so you are looking at the V-slot and the slot points down. If the hole is on the right it is the right sleeve - if on the left it is the left sleeve.

These Excellent quality sleeves are made according to the original Ford blueprints, duplicating the material, thickness, hardness, etc.

2509QE	Axle bearing sleeve, right, 2 per car, Best quality	1909-12	24.25	each
2509BQE	Axle bearing sleeve, left, 2 per car, Best quality	1909-12	24.25	each
2509QL	Axle bearing sleeve, right, 2 per car, Best quality	1912-27	25.95	each
2509BQL	Axle bearing sleeve, left, 2 per car, Best quality	1912-27	25.95	each
2509SP	Rear axle sleeve puller, removes and installs axle sleeves without damaging them (Ton Trucks use #2509SPTT on page 242)	1909-27	15.95	each



2509SP



2509BQE  
2509BQL

2509QE  
2509QL




2510N  
2510NB

## AXLE HOUSING CAP SETS

NEOPRENE OUTER GREASE SEALS - This is a modern neoprene seal, with two "O" rings, installed in an aluminum cap. The aluminum cap is turned (not cast as other seals) for added strength. It replaces the outer axle housing cap set (part number 2510S) and provides a simple solution to rear wheel grease leaks.

2510N	Neoprene outer grease seals for rear axle.	1909-17	45.40	set
2510NB	Neoprene outer grease seals for rear axle.	1918-27	45.40	set
2510S	Axle housing cap set. Complete set of the Parts# 2510, 2510A and 2510B. Fits on wheel end of housing and holds felts in place. Correct for 1918-27, can be used on earlier cars but will fit loosely, cap will need to be wedged to fit. Part #2510N or 2510NB are recommended for a better fit and seal. (1 set per car)	1909-27	6.95	set
2510	Axle housing cap, fits on wheel end of housing and holds felt, part #2510B in place. Correct for 1918-27, can be used on earlier cars but will fit loosely, cap will need to be wedged to fit. Part #2510N and 2510NB are recommended for better fit and seal. (2 required per car.)	1909-27	1.95	each
2510A	Axle cap steel washer only, from above set, goes between the felt washer and the axle bearing. (2 required per car.)	1909-27	.75	each
2510B	Axle cap felt washer, from above set (2 per car.)	1909-27	.95	each



2510S



2510

2510A

2510B



2511F

## INNER OIL SEAL

2511AS	Modern inner oil seal set, neoprene boot style. These seals install behind the outer bearing and sleeve and help prevent rear end oil from leaking on the brakes. NOTE: Replaces part# 2511F, felt inner oil seals and provides a better seal, plus will not damage axle like the reproductions of the original style leather, spring and washer combination.)	1909-27	19.95	set
2511F	Axle heavy inner felt, 1" thick felt seal, push into housing behind the outer roller bearing. Up to 3 needed per side. This accessory, sold in the 1920's, can be difficult to install (we recommend part# 2511AS for a better seal).	1909-27	1.85	each



2511AS

## DIFFERENTIAL CASE & STUDS

2513CNOS	Differential case, right side, NOS. New Old Stock, unused part	1914-27	95.00	each
2514	Differential case stud (3 per car) 2-3/4" long.	1909-15	1.20	each
2514B	Differential case stud (3 per car) 2-1/4" long.	1915-21	.70	each
2514C	Differential case bolt (3 per car) 3-3/8" long	1921-27	.90	each
2515	Differential case stud nut	1909-27	.85	each



2514

2514B

2514C

2515

2513CNOS

Used and NOS Parts  
Call for Availability

Lang's

Technical Support  
978-939-5500

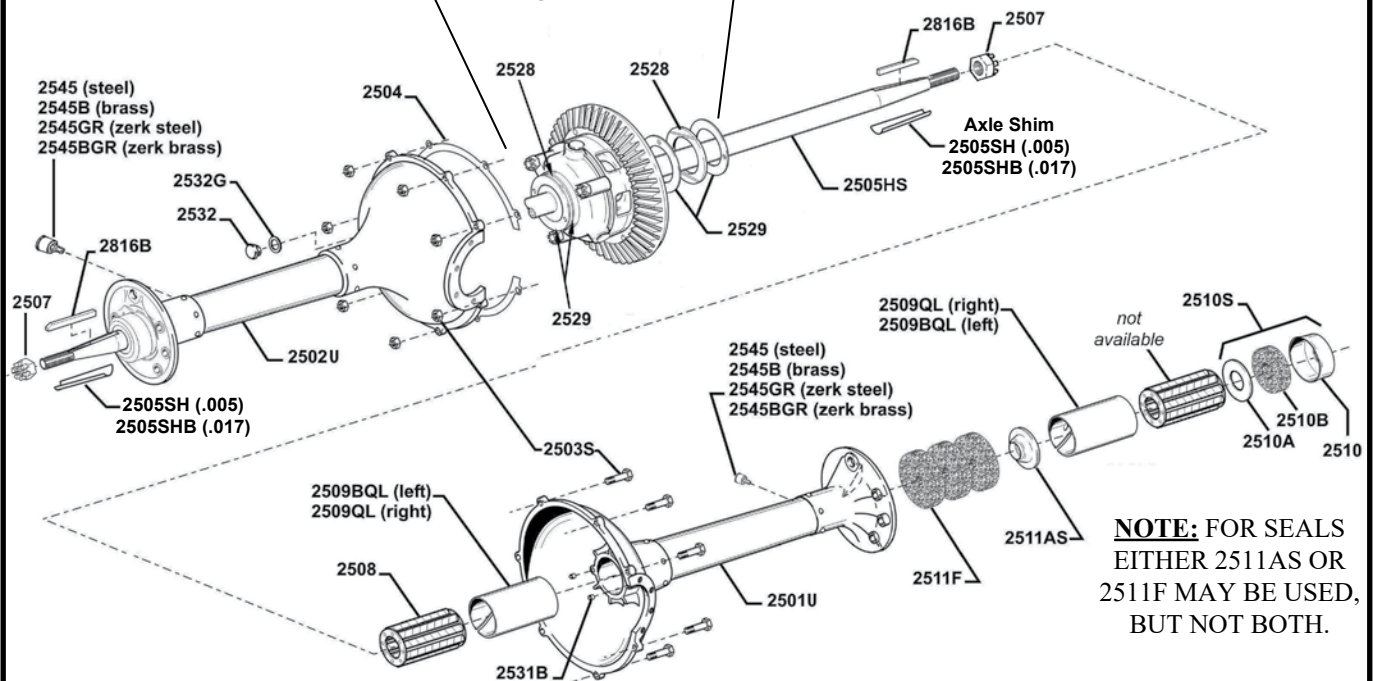
23



## Rear Axle Assembly

{Refer to Differential Assembly  
Diagram Below}

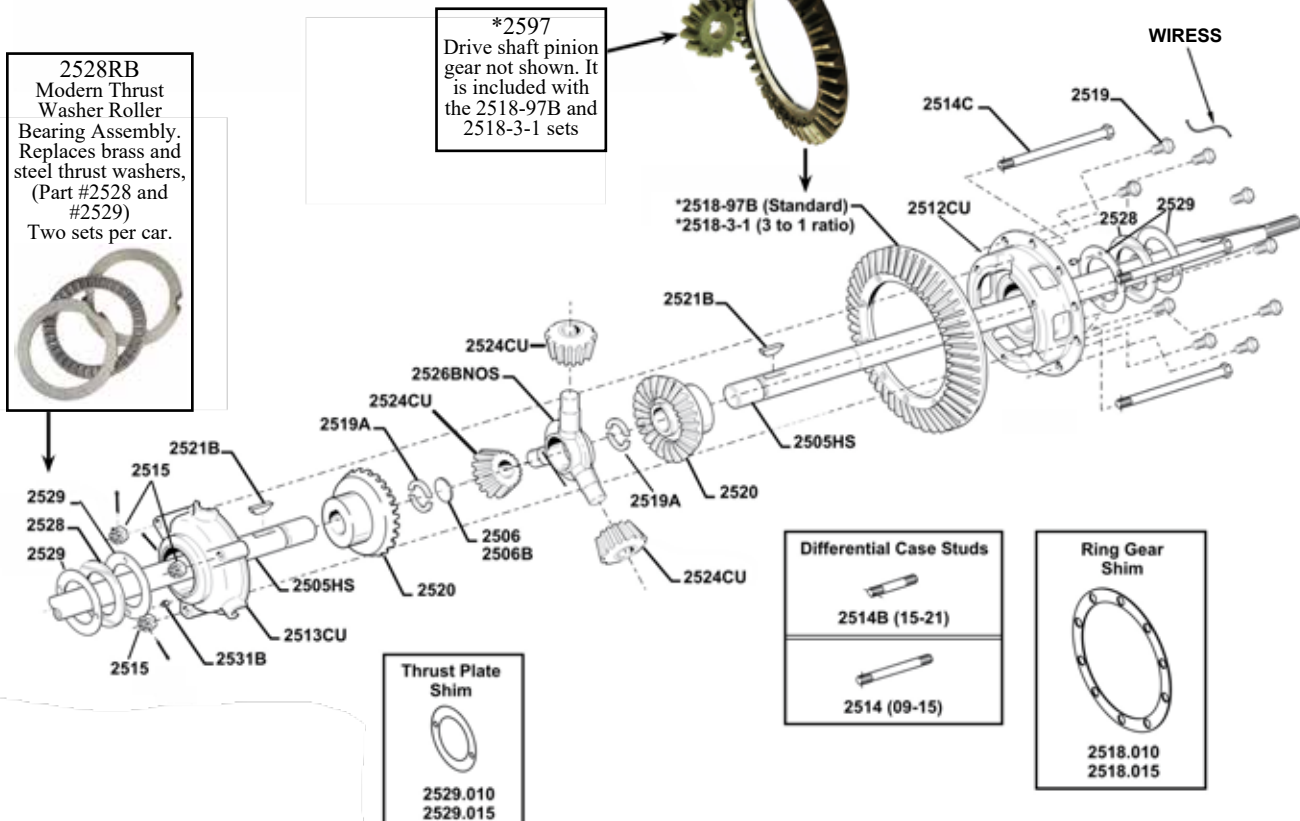
VowellArt



1919 - 1925

## Rear Axle Differential Assembly

VowellArt



## RING & PINION SETS, 1909-1927

2518-97B	Ring & pinion gear set, standard ratio, (40 tooth ring gear and 11 tooth pinion gear), (3.63 to 1 ratio).	1909-27	349.95	set
2518-3-1	Ring & pinion gear set, 3 to 1 high speed ratio, (39 tooth ring and 13 tooth pinion gear), Replaces standard ratio ring and pinion gears. Allows your Model T to run at higher speeds with lower RPM. Recommended for Ruckstells, (These gears are not recommended for heavy Model T's such as Sedans and Coupes.)	1909-27	349.95	set
2518R	Ruckstell ring gear only, 40 tooth. Use with 12 or 13 tooth pinion gear ONLY. See "DRIVE SHAFT PINION GEARS" on page 33.	1909-27	325.00	each
2519	Differential ring gear bolt. Mounts part 2518-97B or 2518-3-1. 10 per car. (Not for Ruckstells.)	1909-27	1.25	each
WIRESS	Safety wire, stainless steel, .040 o.d. This wire is used to prevent screws from loosening. Used on T's in areas such as flywheel bolts, rear axle ring gear bolts, front radius rod mounting bolts and others. Sold in 10 foot lengths.	1909-27	1.50	each

## RING GEAR SHIMS

Ring Gear Shims, spring steel. Place 1 or more shims between the center carrier and the ring gear. Allows you to adjust for proper ring and pinion clearance. (Quantity required varies for each rear end.)

2518.010	Ring gear shim, spring steel, 0.010"	1909-27	5.50	each
2518.015	Ring gear shim, spring steel, 0.015"	1909-27	6.10	each

## DIFFERENTIAL GEAR PARTS

2519A	Differential lock ring halves, sold as pair, Used to lock the differential axle gear to the axle shaft. NEW OLD STOCK. 2 pairs required per car.	1909-27	1.50	pair
2521B	Differential gear key, goes between the differential axle gear and the axle and holds the gear in place. 2 per car.	1911-27	1.50	each
2524C	Differential pinion gear. These are the 3 gears that go on the spider (part# 2526BU) and mesh against the differential axle gears inside the center carrier. (3 required per car.) Excellent reproduction.	1915-27	245.00	each
2526BNOS	Differential spider, NOS. "New Old Stock" means this is an original item made by Ford that has never been used on a car. This differential spider holds pinion gears (part# 2524CU) in place. We only have a limited quantity so you should check on the availability before ordering.	1909-27	50.00	each
2526BU	Differential spider, USED. Holds pinion gears in place, LIMITED SUPPLY AVAILABLE.	1909-27	25.00	each

## THRUST WASHERS

2528RB	Modern Thrust washer Roller Bearing assembly, replaces brass and steel thrust washers (part #2528 and #2529). This assembly greatly reduces friction and wear, maintaining the ring and pinion gear mesh, 1 set, (2 sets required per car.)	1909-27	49.95	set
2528	Differential thrust washer with oil grooves on both sides, brass, .200 thick. (2 required per car.)	1909-27	12.95	each
2529	Thrust plate, steel, hardened and precision ground to correct thickness, 4 required per car.) .090 Thick.	1909-27	5.95	each

Thrust Plate Shim, spring steel, use to adjust clearance between the center carrier and the axle housing. Available in two sizes, 0.010" and 0.015"

2529.010	Thrust plate shim, spring steel, 0.010"	1909-27	4.25	each
2529.015	Thrust plate shim, spring steel, 0.015"	1909-27	4.60	each
2531	Thrust plate pin, 6 per car 3/16" diameter shaft.	1909-16	.85	each
2531B	Thrust plate pin, 6 per car. 9/32" diameter shaft.	1916-27	.75	each
2531BT	Thrust plate pin removal kit. This is the tool you need to remove the old, sheared off thrust plate pins! Kit comes with drills, tap, screws and instructions.	1911-27	10.95	kit



**Used and NOS Parts**  
**Call for Availability**

*Lang's*

**Technical Support**  
**978-939-5500**

**25**

## OIL DRAIN PLUGS

NOTE: Wrench, part# 1349 is used to remove and install these oil drain plugs, (see "HUB and HUBCAP WRENCH" on page 42). This wrench is also used on hubcaps, outside front roller bearings, rear axle nuts and spindle nuts.

2 per car. One used for Drain Plug on engine and One on Rear Axle Housing.

2532E	Oil drain plug, early style with SLOT on head, fine thread	1909-12	4.95	each
2532	Oil drain plug, hex head, fine thread.	1913-27	2.75	each
2532M	Oil drain plug with built-in magnet that will collect loose metal particles. exact 13-25 style hex head, but will fit all T's with fine thread	1909-27	5.50	each
2532B	Oil plug, square hole drive. 1 per car, coarse thread . This coarse thread was only used on the rear end. The 1926-27 oil pans used Part# 2532	1926-27	1.50	each
2532BM	Oil plug with built-in magnet that will collect loose metal particles. Square hole drive. 1 per car, coarse thread . This coarse thread was only used on the rear end. The 1926-27 oil pans used Part# 2532	1926-27	1.85	each
2532GBR	Oil plug gasket, SOLID BRASS AS ORIGINAL	1909-27	1.10	each
2532GC	Oil plug Copper gasket	1909-27	.75	each
2532G	Oil plug fiber gasket	1909-27	.20	each



## GREASE CUPS, REAR AXLE and DRIVE SHAFT

Rear axle and drive shaft small grease cups. 1/8" pipe thread grease cup used on the rear axle, steering bracket and drive shaft tube. (Note: Brass grease cups were not originally used on Model T's but can be used on any year Model T as an accessory.) 1/8" pipe thread. The cap is 7/8" diameter, 5/8" tall, and the base is 1-1/16" tall

2545B	Rear axle grease cup, brass. 4 per car	1909-27	8.45	each
2545	Rear axle grease cup, steel. 4 per car	1909-27	3.45	each



## GREASE CUPS, U-JOINT

1/4" pipe thread. The cap is 1-7/16" diameter, 7/8" tall, and the base is 1-1/8" tall

2579	U-Joint large grease cup, steel. 1 per car	1909-27	7.50	each
2579B	U-Joint large grease cup, brass. (Note: These accessory brass grease cups were not original on Model T's but can be used on any year Model T as an accessory. 1 per car.	1909-27	10.75	each



ZERK FITTINGS

## GREASE CUP, with Modern Zerk Grease Fittings

Modern zerk grease fitting hidden inside regular grease cups. Just remove grease cup cover and use a modern grease gun to grease your Model T. No more grease mess. They look totally original from the outside and can be used on the rear axle, drive shaft and steering shaft.

2545BGR	Rear Axle small brass grease cup, with Zerk fitting	1909-27	9.95	each
2545GR	Rear Axle small steel grease cup, with Zerk fitting	1909-27	7.25	each
2579BGR	U-Joint large brass grease cup, with Zerk fitting	1909-27	14.95	each
2579GR	U-Joint large steel grease cup, with Zerk fitting	1909-27	8.50	each



## REAR RADIUS ROD

2547RE	Cast radius rod end, use to convert a later radius rod into a 1909-1913 style, 8620 cast Steel. Cut end of later radius rod, insert this early style cast end and braze into place.	1909-13	36.75	each
2548-51	Rear radius rod mounting bolt set, 16 piece. This set mounts the rear radius rod to outer rear axle housing at backing plate and to the u-joint housing on the drive shaft.	1909-27	12.75	set





## EMERGENCY BRAKE on Rear Axle

### EMERGENCY BRAKE REBUILDING KIT

This kit contains the parts used most often to rebuild emergency brakes. Set includes one pair hub brake cams, brake cam bushings and pins, 4 standard clevis pins, brake shoe springs, and the 1909-1925 kit contains 1 set lined accessory brake shoes, the 1926-27 kit contains brake shoe lining and rivets but no brake shoes.

2557KIT	Emergency brake rebuilding kit.	1909-25	105.95	kit
2557KITB	Emergency brake rebuilding kit.	1926-27	94.95	kit



### BRAKE CAM REPAIR SLEEVE

2557-8S	Brake cam repair sleeve. This sleeve slides over the oval head of the brake cam if it is worn. Some fitting is required to reset the brakes once installed.	1909-25	9.95	each
---------	---	---------	------	------

### HUB BRAKE CAM

Help improve your braking power by replacing worn out brake cams and bushings

2557	Hub brake cam, right.	1909-25	9.95	each
2558	Hub brake cam, left.	1909-25	9.95	each
2557B	Hub brake cam, right.	1926-27	16.95	each
2558B	Hub brake cam, left.	1926-27	16.95	each

**NOTE:** Replace the worn bushing for less rattle and smoother braking. Need 2 per car

2559	Hub brake cam bushing, steel	1909-25	2.25	each
2559A	Hub brake cam bushing, brass.	1909-22	5.95	each
2559B	Hub brake cam bushing, brass.	1926-27	2.95	each
3846	Emergency brake cam flip top oiler, 2 per car.	1926-27	1.75	each
2559DR	Driver tool for hub brake cam bushings. Use this tool for both installation and removal of the 1909-25 bushings.	1909-25	15.95	each



### BRAKE BACKING PLATES

2560	Brake backing plate with clips for brake shoe, passenger's side.	1926-27	36.95	each
2561	Brake backing plate with clips for brake shoe, driver's side.	1926-27	36.95	each
2560RIV	Backing plate rivet set, holds backing plate to housing.	1926-27	.95	set
2560MB	Backing plate mounting bolt set. These replacement bolts look like rivets and make attaching the backing plate to the axle housing easier. One set mounts one backing plate. (Two sets per car.)	1926-27	1.75	set
2560-1CL	Brake backing plate clip only. 4 per backing plate	1926-27	4.95	each
2562	Hub brake cam lever. Made of strong cast steel. Exact copy of original. It is riveted to the brake cam with lever pins (Part# 2563) and to the with emergency brake rod with clevis pins (Part# 2564). 2 per car.	1909-25	19.95	each

**Note:** Unfortunately the hub brake cam lever (Ford part# 2562B) is not being reproduced at this time.

2563	Hub brake cam lever pin, set of 4. Used to hold the cam shaft lever to the hub brake cams, Part numbers 2557 and 2558.	1909-25	.95	set
2563B	Hub brake cam lever pin, set of 2. For Part # 2557B and 2558B	1926-27	.40	set

### CLEVIS PINS, 4 per car.

2564E	Brake rod clevis pin, early round head, limited supply. 1909-early 1911	1909-11	2.25	each
2564	Brake rod clevis pin, standard, .310 diameter. 4 per car	1912-27	.20	each
2564OS	Brake rod clevis pin, oversize, .340 diameter, for worn clevis ends. 4 per car.	1909-27	.45	each



**Used and NOS Parts  
Call for Availability**

*Lang's*


**Technical Support  
978-939-5500**

**27**

# MODEL T FORD SERVICE MANUAL

T1 Model T Ford Service Manual, 296 pages 577 illustrations. Contains information and step-by-step instructions on mechanical repair and maintenance for all T's. This book is a must for any Model T restorer. It is sometimes referred to as the Model T man's "Bible" and is the most popular book for beginners. 1909-27 32.95

T1-CD Model T Ford Service Manual, as above but on a CD-ROM. Reformatted and enlarged reproduction. Pictures are clearer than in the printed versions 1909-27 19.95



T1-CD

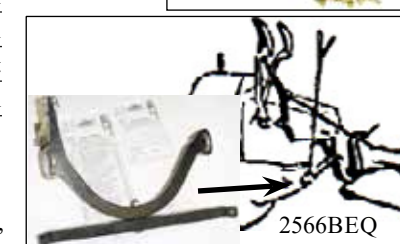

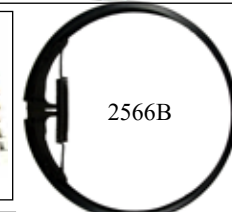
## BRAKE SHOES and SHOE SPRINGS

**Lang's Tech Tip:** When installing brake linings begin riveting with the two center holes and work toward the outer ends. The lining should be clamped tight to the shoe. After the lining is installed on the shoe, the ends of each lining material should be ground at an angle to the two end rivets.

2566AQ	Brake shoes, pair, cast iron shoes with heavy lining. NEW DESIGN. These brake shoes are a copy of the original one piece shoe design. They are an improvement over the bare cast iron shoes originally used. The heavy lining increases your braking power. This improved reproduction is excellent quality. (NOTE: These shoes are for small drum rear axles as used in 1909-1925 and will not fit Ton Trucks.)	1909-25	80.95	pair
2566AL	Brake lining only, this is lining for use with part #2566AQ style brake shoes only. Will not work on original brake shoes. Set for 2 wheels.	1909-25	27.95	set
2566B	Brake shoe with spring, sold each, two required per car. (NOTE: will not work on Ton Truck brakes.)	1926-27	37.95	each
2566D	Emergency brake lining set, 2 bands with rivets. 1 set lines both brakes. (NOTE: will not work on 1 Ton Truck brakes.)	1926-27	52.50	set
2566RST	Tubular rivet setting tool for brake bands. This tool can be used on tubular style rivet. It is most often used for 1926-27 brake band linings and linings on accessory brake bands, such as Rocky Mountain brakes. This plier-like tool holds the rivet while you apply pressure to set the rivet into the lining and band. For added leverage it allows you to hit the back side of the pliers with a hammer.		27.95	each
2566RVTL	Riveting tool for brake linings with tubular rivets, removes old rivets, drills and countersinks lining and swedges new rivets in place. 1926-27 cars and all TT trucks. Instructions included (not for split rivets) Includes a bench vise mount anvil to hold linings and rivets in place.	1926-27	19.95	each
2566-RIV	Rivets for emergency brake bands, sold each. 12 are used on each side. Tubular style	1926-27	.20	each
2567-8	Brake shoe bolt and nut, This bolt holds the brake shoe in place. Two required per car.	1909-25	3.95	each
2570B	Brake shoe spring, 4 per car 3-1/2" long	1909-25	.95	each
2570C	Brake shoe spring, 2 per car, 6-1/2" long	1926-27	1.75	each
1057-8	Ton truck Emergency brake lining set, with rivets.	1918-27	65.95	set
1059	Ton Truck emergency brake shoe return spring,	1919-27	3.75	each



T1



## EQUALIZER

### Use Brake Pedal to Activate Emergency Brake!!

2566BEQ	Equalizer, a foot brake equalizer that allows you to convert your 1926-27 stock 11" rear wheel parking brakes (or other accessory brakes) into a foot operated brake system, allowing the emergency brakes to be engaged by either the foot pedal or emergency brake handle. It is suggested that you also order a Return Spring Kit #2566BEQRS or 2566BEQRS. The year return spring kit you need depends of the year of your frame	1926-27	179.50	each
2566EQRS	Return spring kit. This kit supplies all the linkage and return springs that you will need to install the brake equalizer on 1909-19 T's.	1909-19	89.95	set
2566BEQRS	Return spring kit. This kit supplies all the linkage and return springs that you will need to install the brake equalizer on 1920-27 T's.	1920-27	51.95	set



# ROCKY MOUNTAIN BRAKES

These braking systems are located on the rear hubs and are activated by only slight pressure on the brake pedal. They are self energizing and really stop a Model T. These kits come with an equalizer, which mounts on the emergency brake controller shaft. The equalizer is designed to allow you to engage the accessory brakes when you either push down on the brake pedal or pull back on the emergency brake handle. Also included is a NEW EZ-ADJUST SLIDER! A sliding clevis, complete with spring that attaches to the brake pedal and eliminates the fine line of adjustment between neutral and braking. Also with this new slider the brake pedal will no longer move upon application of parking brake. Both sets come with instructions and the correct size brake rods, (the rod that connects the equalizer to the brakes) Optional brake pedals and original style hub bolts are listed below.

RMB	1909-25 Rocky Mountain Brakes with equalizer, Set includes new large outer drums (11 3/4" diameter) that are used in conjunction with original stock drum for more braking power. Shipped assembled, directions included. <b>NOTE:</b> You will need to use longer hub bolts, RMB-BOLT, sold separately	1909-25	969.95	set
RMB2	1926-27 Rocky Mountain Brakes with equalizer, Set uses original brake drums, shipped assembled, directions included	1926-27	795.00	set
RMB-EZ	"EZ" Adjust Slider, described above. With this new slider the brake pedal will no longer move upon application of hand parking brake.	1909-27	62.75	each

## HUB BOLTS-For use with Rocky Mountain Brakes

RMB-BOLT	Hub bolts for use with Rocky Mountain brakes, original shape head (The 1926-27 sets use the original size bolts, Part# 2825BQ. These will not work on ton trucks. 12 per car.	1909-25	2.10	each
2825B	Hub bolt nut, 6 per wheel.	1911-27	.10	each

## BRAKE PEDAL-For use with Rocky Mountain Brakes

Pedal with extension on bottom to engage brakes. Pedals have new shafts (part #3435).

RMB-PED1	Brake pedal and shaft, with oval and "B".	1909-14	142.95	each
RMB-PED2	Brake pedal and shaft, with vertical grooves.	1915-16	142.95	each
RMB-PED3	Brake pedal and shaft.	1917-25	142.95	each
RMB-PED4	Brake pedal and shaft, with wide pedal.	1926-27	142.95	each

## REPLACEMENT PARTS, For Rocky Mountain Brakes

RMB-LIN	Rocky Mountain Brake Replacement Lining set. Includes band linings and mounting rivets for both brake shoes. Metal free and asbestos free band linings, will fit all years of the Rocky Mountain Brake sets. Note: For use on Rocky Mountain Brakes only. <b>NOTE:</b> Not for use on Ton Truck Rocky Mountain Brakes.	1909-27	79.95	set
RMB-DR	Replacement Brake drum, 11-3/4" diameter	1909-27	217.50	each

## RIVETING TOOLS for BRAKE LININGS,

see "REAR END and DRIVE SHAFT TOOLS" on page 20

## SURE STOP DISC BRAKE KIT

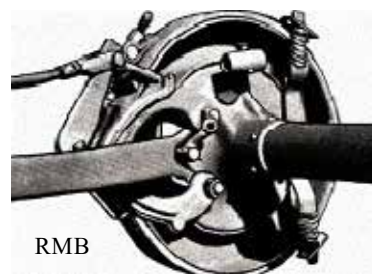
The Sure Stop Disc Brakes are custom made for Model T's with new one-piece spun steel brake drums with large 15" brake discs for substantially increased braking power.

These brakes proved to have better braking power even under WET conditions. Unlike some of the other accessory brake systems, these still work when rolling backwards. This braking system is used in addition to the original Ford transmission brake which remains active. "Bolt-on" installation requires no cutting, drilling or welding. The kit only requires modifying the brake pedal to allow linkage for a master cylinder. We will need you to send in the appropriate brake pedal for your car for us to attach the tab for activating these brakes. The location of this tab is critical to the operation of the system and we cannot provide disc brake systems without this procedure. Once your order is placed, we will advise you where to send your brake pedal so that it can be modified and sent back with the brake kit.

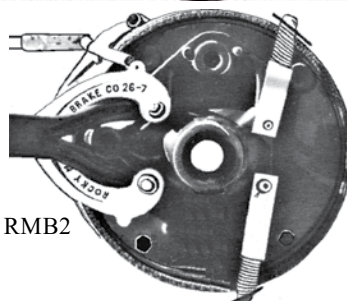
The kit includes all the parts you will need to install the brakes on both of your wheels, including; 2 New Brake drums with the discs attached, Master cylinder and bracket, 2 Calipers and brackets, Brake Pads, Steel Lines, and Mounting Hardware and instructions. It also includes a reliable brake light switch.

**NOTE:** Be sure to let us know if you have Safely Floating Hubs when ordering Disc Brake Kit.

2565	Sure Stop Disc brake Kit, replaces small brake drums (8-1/4" o.d.) For use with Wood wheels	1909-25	1125.00	2565PAD
2565B	Sure Stop Disc brake Kit, replaces large drums (11-1/4" o.d.). For use with Wood wheels.	1926-27	1125.00	
2565C	Sure Stop Disc brake Kit, replaces large drums (11-1/4" o.d.). For use with Wire wheels.	1926-27	1125.00	
2565PAD	Replacement pad set for Sure Stop Disc Brakes	1909-27	89.95	



RMB



RMB2



RMB-EZ

RMB-BOLT

RMB-PED3

RMB-PED4

RMB-LIN



2565  
2565B  
2565C



## UNIVERSAL JOINT INSTALLATION TOOL

352-TOOL Universal Joint installation tool. A neat copy of an original Frank Mossberg Co. tool that makes putting the U-joint (when installing the rear end) into the back of the motor a snap. An open end to allow it to be used from under or above the car.

1909-27 24.95 each

## UNIVERSAL JOINT, All New

2571A U-Joint, Complete New forged unit, NO core needed! Original style

1909-27 109.95 each

## UNIVERSAL JOINT MOUNTING BOLTS and PIN

2571MB U-Joint mounting bolt set. Bolts, nuts, cotter pins and wire.

1909-27 6.50 set

2574 U-Joint knuckle pin, holds the U-Joint onto the drive shaft.

1909-27 .25 each

## U-JOINT HOUSING PLUG

Screws into torque tube and used to access the U-joint pin, Part#2574. 2 required.

2578E Housing plug, domed head, screws into housing.

1909-18 1.75 each

2578 Housing plug, 2 per car.

1919-27 2.85 each

## U-JOINT GREASE CUPS

2579 U-Joint large grease cup, steel.

1909-27 7.50 each

2579B U-Joint large grease cup, brass. A period accessory Model T's.

1909-27 10.75 each

2579BGR U-Joint large brass grease cup, with Zerk fitting

1909-27 14.95 each

2579GR U-Joint large steel grease cup, with Zerk fitting

1909-27 8.50 each

## U-JOINT GASKET AND SHIM

2580 U-Joint gasket, one per car, used between ball cap and motor.

1909-27 1.15 each

2581SH U-Joint housing shim, used to tighten play between U-joint housing and rear universal ball cap.

1909-27 4.95 each

## UNIVERSAL BALL CAP, REBABBITED

Available in standard, .003, .005, and .010 oversize. Best quality available on market. Fits any year Model T. A rebuildable exchange core required or a \$25.00 refundable core charge will be added. Core charge will be refunded for cores received within 90 days. (We will pay 7.50 for extra core).

3369STD Ball cap, rebabbitted, Standard size. Best quality available on market. (For shaft size from 1.558 - 1.561, Ball cap inside diameter from 1.564.) Requires .004 to .006 clearance for oil.

1909-27 89.95 each

3369.003 Ball cap, rebabbitted, .003 oversize. Best quality available on market. (For shaft size from 1.555 - 1.558, Ball cap inside diameter from 1.561.) Requires .004 to .006 clearance for oil.

1909-27 89.95 each

3369.005 Ball cap, rebabbitted, .005 oversize. Best quality available on market. (For shaft size from 1.553 - 1.556, Ball cap inside diameter from 1.559.) Requires .004 to .006 clearance for oil.

1909-27 89.95 each

3369.010 Ball cap, rebabbitted, .010 oversize. Best quality available on market. (For shaft size from 1.548 - 1.551, Ball cap inside diameter from 1.554.) Requires .004 to .006 clearance for oil.

1909-27 89.95 each

3369BBD Ball Bearing Universal ball cap, uses a high quality sealed bearing to eliminate oil leaks, vibration and crankshaft fatigue. Can be installed without removing the transmission to machine the tail shaft!! Has new cast silicone bronze housing, no need for an exchange core. Ball on drive shaft tube has to be cut 3/8" and the sleeve that is supplied in this kit has to be machined to fit your tail shaft.


1909-27 179.95 each

3369RB Ball Bearing Universal ball cap, uses a sealed ball bearing, requires transmission tail shaft to be turned. Has new cast silicone bronze housing, no need for an exchange core. Ball on drive shaft tube has to be cut 3/8".

1909-27 143.95 each



352-TOOL



2571A



2571MB



2574



2578E



2578



2579GR  
2579BGR



2579  
2579B



2581SH

2580



3369STD  
3369.003  
3369.005  
3369.010



3369BBD



3369RB


## DRIVE SHAFT 2-PIECE UNIVERSAL JOINT HOUSING ASSEMBLY

- 2577-82 Universal Joint Housing Assembly for Two-Piece Drive Shaft. This three piece set allows you to convert a later style (1914-1919) drive shaft into the rare two-piece drive shaft that was used on 1909-1913 Model T's. It is an excellent show quality reproduction. Includes the following three pieces: 2576 coupling ring, 2577 ball end, 2582FC drive shaft end and 2577MB U-joint to drive shaft tube bolt set. **NOTE:** This requires a rebuildable front casting from a later one piece drive shaft housing as an exchange core or a \$30.00 refundable core charge will be added. Core charge will be refunded for cores received within 90 days. (We will pay 10.00 for extra core). 1909-13 295.00 each
- 2576 Coupling Ring for Drive Shaft Ball to Transmission, Early style coupling ring for the two piece style driveshaft with the correct raised embossing for the grease cup to thread into. This holds the ball of the driveshaft housing to the back of the transmission. 1909-13 33.50 each
- 2577 Ball end, (U-joint housing) for two-piece drive shaft housing, **NOTE:** This requires a rebuildable front casting from a later one piece drive shaft housing as an exchange core or a \$30.00 refundable core charge will be added. Core charge will be refunded for cores received within 90 days. (We will pay 10.00 for extra core). 1909-13 209.95 each
- 2582FC End to Convert later Drive shaft to early 2-piece style. This is the end that you can rivet to the end of a 1914-1919 style drive shaft tube and make the a correct 2-piece drive shaft for 1909-1913 Model T's. The rivets that hold the ball onto later driveshaft tube need to be drilled out. This is then riveted in its place. 1909-13 54.95 set
- 2577MB Mounting bolt set, mounts the universal joint housing for a two-piece drive shaft housing (part number 2577) to the end of the drive shaft tube 1909-13 8.75 each



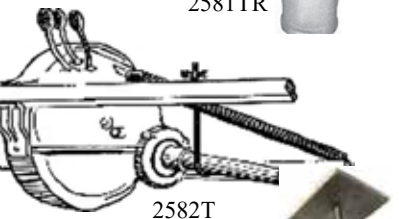
## DRIVE SHAFT FRONT BEARING

- 2581 Drive shaft housing front bushing, brass. 1909-27 9.15 each
- 2581DR Drive Shaft Bushing Driver, used to assist in installing the bushing in the drive shaft torque tube. 1909-27 12.95 each
- 2581TPL Drive shaft front bushing puller, removes #2581 1909-27 26.25 each
- 2581TR Drive shaft front bushing facing reamer. 1909-27 77.95 each



## DRIVE SHAFT TUBE

- 2582T Drive shaft tube installation tool. This stretches across the top of the frame rails and has an adjustable "J" hook that holds the drive shaft in position as you install the engine. A wing allows easy height adjustment during installation. 1909-27 25.50 each



## DRIVE SHAFT HOUSING SPOOL

- 2583G Roller bearing housing shim, paper gasket for use on both sides of the drive shaft bearing housing. More than one may be needed to set the proper clearance for ring and pinion. 1911-27 .50 each
- 2584 Roller bearing stud, use with closed bearing housing, holds drive shaft spool to the rear end. 6 per car 1911-21 2.50 each
- 2584C Special castle nut for roller bearing studs. 1911-21 3.95 each
- 2584B Roller bearing cap screw, for open bearing housing, 6 per car 1922-27 3.95 each
- 2586 Drive shaft roller bearing sleeve set screw. Goes into hole in sleeve Part# 2593 inner sleeve to hold it in place. 1911-21 1.75 each




## DRIVE SHAFT BEARING

- 2587 Drive shaft roller bearing, close to original, however, this reproduction does not have the important oil grooves that are needed on the rollers (and were on the original rollers). **NOTE: NOT RECOMMENDED** for high use cars, does not hold up well. Use one of the other drive shaft bearings beginning with part 2587 on the following page. 1911-27 37.95 each



## Modern ADJUSTABLE Drive Shaft Bearing

These Modern Drive Shaft Pinion Bearing Assemblies, include a full shim set that allows an easy yet precise control of ring and pinion gear mesh of 0.0005"! Modern roller bearing reduces drag. This kit replaces parts #2587, 2589B, and 2596. Installs in minutes - no machining required. No lost "show points" - invisible after installation! Uses a tapered lower roller bearing and a sealed upper bearing which prevents drive shaft housing debris from entering pinion bearing or differential gear. Eliminates all drive shaft end play. Complete instructions provided to make a breeze even for non-experienced person.



**CORE NOTE:** An unpitted spool core of the appropriate year required or refundable core charge will be added. The core must have no cracks. The core charges are as follows:

- 1909-13 Closed spool, Stamped T-191 or T-191B. MUST have your core first to rebuild
- 1913-21 Closed spools, 75.00 refundable charge. (We will pay 20.00 for extra good cores.)
- 1921-27 Open spool cores, 25.00 refundable charge. (We will pay 7.50 for extra good cores.)

2587ADJE	ADJUSTABLE Modern Drive Shaft Pinion Bearing Assembly, with early spool (with no bumps, see photo, stamped T-191), MUST have your core first to rebuild. (see core note above)	1909-10	129.95	each
2587ADJE1	ADJUSTABLE Modern Drive Shaft Pinion Bearing Assembly, with early spool (with no bumps, stamped T191B), (see core note above)	1911-13	129.95	each
2587ADJ	ADJUSTABLE Modern Drive Shaft Pinion Bearing Assembly, with closed spool, (see core note above)	1913-21	129.95	each
2587ADJ2	ADJUSTABLE Modern Drive Shaft Pinion Bearing Assembly, with open spool, (see core note above)	1921-27	129.95	each



## Modern Drive Shaft Bearing (Non-Adjustable)

These assemblies are similar to the previously listed Adjustable Drive Shaft Pinion Bearing Assemblies, however, this kit DOES NOT include the shim set that allows you to adjust the bearing.

Modern roller bearing technology reduces drag. These assemblies replace parts #2587, 2589B, and 2596. Installs in minutes with no machining required. Invisible after installation! Includes a tapered lower roller bearing and a sealed upper bearing which prevents drive shaft housing debris from entering pinion bearing or differential gear. Eliminates all drive shaft end play. Complete instructions provided to make a breeze even for non-experienced person.

**CORE NOTE:** An unpitted spool core of the appropriate year required or refundable core charge will be added. The core must have no cracks. The core charges are as follows:

- 1913-21 Closed spools, 75.00 refundable charge. (We will pay 20.00 for extra good cores.)
- 1921-27 open spool cores, 25.00 refundable charge. (We will pay 7.50 for extra good cores.)

2587PB1	Modern Drive Shaft Pinion Bearing Assembly, with closed spool, as described above. (See core note above)	1913-21	109.95	each
2587PB2	Modern Drive Shaft Pinion Bearing Assembly, with open spool, as described above. (See core note above)	1921-27	109.95	each



## DRIVE SHAFT ROLLER BEARING & SLEEVE

2588	Washer (spacer plate) for drive shaft roller bearing.	1911-21	3.00	each
2811	Ball bearing for drive shaft race. (15 per race).	1911-21	.55	each
2591	Drive shaft ball thrust collar, (washer). Model T's require 2 of these per car, one on each side of ball bearing & retainer assembly part #2591B.	1921-27	13.85	each
2591B	Drive shaft thrust ball & retainer assembly	1921-27	13.45	each
2593	Drive shaft roller bearing outer steel sleeve (bushing). The sleeve is placed inside the drive shaft spool and the drive shaft bearing Part# 2587 rides inside it.	1910-21	29.95	each
2596	Drive shaft inner sleeve. Presses on the drive shaft and forms bearing surface for drive shaft roller bearing (#2587), hardened	1911-27	18.25	each





## DRIVE SHAFT

2595B Drive shaft, American made, This is an excellent copy of the original drive shaft. 1911-27 129.75 each



## DRIVE SHAFT PINION GEARS

Lang's Tech Tip! If you have pits or wear on your current large ring gear, it is not recommended to change only the pinion gear. It will cause noise and accelerated ring gear failure. If you have any question it is best to change the set.

NOTE: See: "RING & PINION SETS, 1909-1927" on page 25. (NOTE: 39 Tooth ring gear and 40 tooth Ford Factory standard gear are not sold separately.)

These are the Pinion Gears ONLY that mounts to the end of the drive shaft. Made with high quality, 4140 heat treated steel. Excellent quality.

2597B-9 Drive shaft pinion gear only. 9 tooth pinion gear. 4.44-1 ratio. Most commonly used for racer or hill climbing. USE ONLY WITH Standard Ford Factory 40 tooth large ring. 1909-27 329.95 each

2597B-10 Drive shaft pinion gear only. 10 tooth pinion gear. 4-1 gear ratio. Higher torque for better climbing and acceleration, but spins the engine quicker. This is an ideal gear ratio for climbing hill and cars that have a Warford transmission with overdrive. USE ONLY WITH Standard Ford Factory 40 tooth large ring. 1909-27 179.95 each

2597B-11 Drive shaft pinion gear only. 11 tooth gear. 3.63-1 gear ratio. USE ONLY WITH Standard Ford Factory 40 tooth large ring. 1909-27 179.95 each

2597B-12 Drive shaft pinion gear only, 12 tooth pinion gear. Use with 39 tooth ring gear for 3.25-1 gear ratio OR #2518R 40 tooth ring gear for 3.33-1 ratio. Slows the engine speed down, reduces power but causes less wear and tear at higher driving speeds. ideal for use with Ruckstells (NOT FOR USE with a Standard Ford Factory 40 tooth ring gear. 1909-27 179.95 each

2597B-13 Drive shaft pinion gear only. 13 tooth pinion gear. Use with 39 tooth ring gear for 3-1 ratio, Often used with Ruckstells OR use with a #2518R 40 tooth ring gear for a higher gear ratio of 3.0769-1. (NOT FOR USE with a Standard Ford Factory 40 tooth Ford ring gear.) 1909-27 215.00 each

2518R Ruckstell ring gear only, 40 tooth. Use with 12 or 13 tooth pinion gears ONLY. 1909-27 325.00 each

<b>Pinion gear ratio with 39 Tooth Ring gear:</b>	
2597B-12	3.25 to 1
2597B-13	3 to 1
<b>Pinion gear ratio with STANDARD FORD FACTORY 40 Tooth Ring gear</b>	
2597B-9	4.44 to 1
2597B-10	4 to 1
2597B-11	3.63 to 1
<b>Pinion gear ratio with 2518R Ruckstell 40 Tooth Ring Gear</b>	
2597B-12	3.33 to 1
2597B-13	3.0769 to 1



## DRIVE SHAFT PINION KEY and CASTLE NUT

2598 Drive shaft castle nut, special nut that holds pinion gear to shaft 1911-27 2.50 each

2598B Drive shaft pinion key. Holds the pinion gear to the drive shaft. 1911-27 1.65 each



## FRONT AXLES

2691AU Front axle, USED, limited quantity available. We have a constantly rotating stock of used parts. 1911-18 125.00 each

2691BU Front axle, USED, Ford Script, limited quantity available 1919-27 125.00 each

2691RB Repair Kit for Worn Spindle Holes and Threads. Repairs the diameter of the hole and lower threads for the spindle bolt. Includes 2 top steel bushings and 2 lower threaded steel bushings. The top hole for the spindle bolt needs a tapered opening machined into it. Bushing is then inserted into it. The bottom hole is drilled out and threaded to accept the second steel bushing to repair threads for bolt. 1909-27 21.95 each

2691AU / 2691BU



## FRONT AXLE STRAIGHTENING TOOL

2691AW Front axle caster adjusting wrench, 48" long. Copy of an original Ford tool used to bend (tilt) the axle to get the correct caster angle for the front wheels. (Two of the these tools can be used to repair a twisted axle) 1909-17 107.95 each

2691AW



Used and NOS Parts  
Call for Availability

Lang's

Technical Support  
978-939-5500

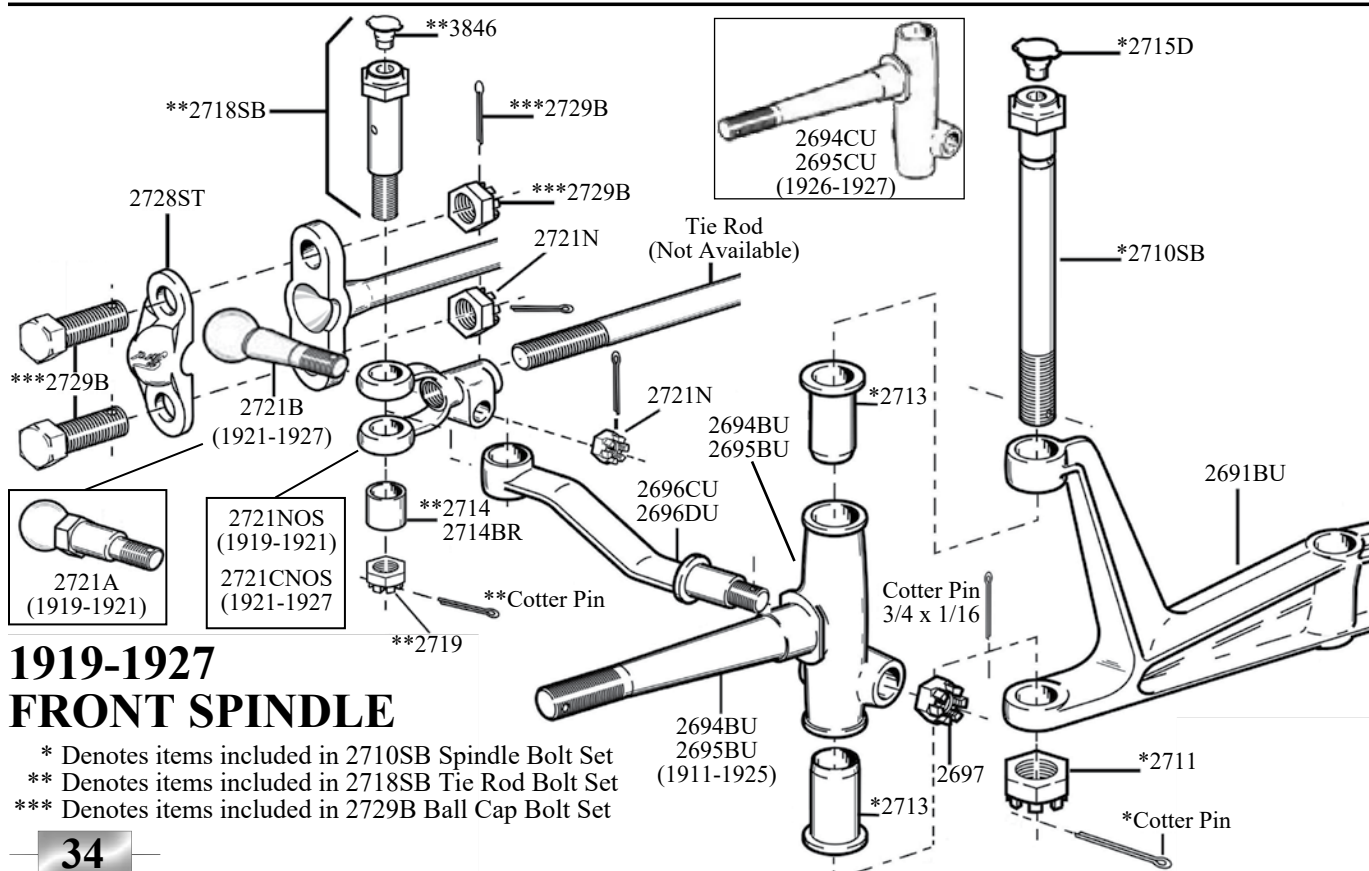
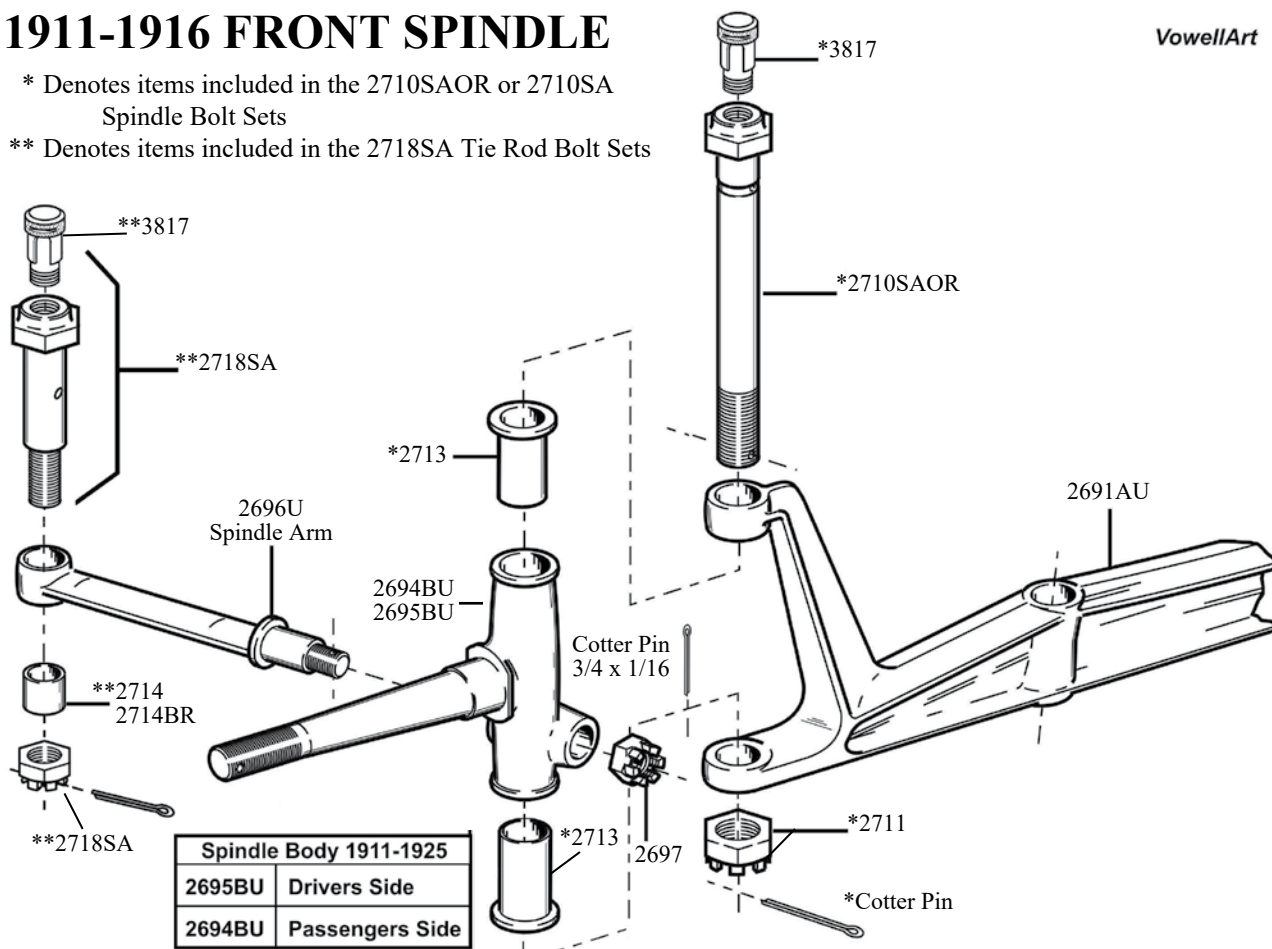
33

# 1911-1916 FRONT SPINDLE

VowellArt

\* Denotes items included in the 2710SAOR or 2710SA Spindle Bolt Sets

\*\* Denotes items included in the 2718SA Tie Rod Bolt Sets



## 1919-1927 FRONT SPINDLE

\* Denotes items included in 2710SB Spindle Bolt Set

\*\* Denotes items included in 2718SB Tie Rod Bolt Set

\*\*\* Denotes items included in 2729B Ball Cap Bolt Set

# SPINDLES

**Lang's Tech Tip!** Very important! To insure that the spindles are on the correct sides of the car, note that one side of the hole for spindle arm is flat and the other side has a slight taper. The side that has a flat face points forward.

To determine the correct side for bearings and nuts note that as you put on the outer bearings (#2837 and 2838) and the spindle nuts (#2707 and 2708), be sure that you thread them on in the opposite direction from the direction the wheel turns when driving forward. If the bearings and nuts will not thread on in the correct direction, it means you have the spindles on the wrong sides. Putting them on the wrong side will cause them to tighten when driving and jam the wheel ruining the bearings.

2694BU	Spindle body, right, USED, limited availability	1911-25	35.00	each
2695BU	Spindle body, left, USED, limited availability	1911-25	35.00	each
2696U	Spindle arm, USED, same for right or left, straight arm	1911-18	35.00	each
2696CNOS	Spindle Arm Right, NOS, New Old Stock original unused part	1919-27	50.00	each
2696DNOS	Spindle Arm, Left, NOS, New Old Stock, original unused part	1919-27	50.00	each
2696CU	Spindle arm, right, USED	1919-27	35.00	each
2696DU	Spindle arm, left, USED	1919-27	35.00	each
2697	Spindle arm castle nut, attaches spindle arm to spindle body	1911-27	1.85	each
2705	Adjustable cone right thread for left ball bearing hub	1909-19	5.00	each
2706	Adjustable cone left thread for right ball bearing hub	1909-19	5.00	each



## SPINDLE BUSHING TOOLS

2713SPL	Split end spindle bushing remover. Fast and easy. Squeeze the end together and slide it into first bushing. It will open up to push the other bushing out when hit with a hammer. It then easily removes the second bushing.	1909-27	22.75	each
2713RM	Spindle bolt reamer, specially made reamer that is designed to ream both the top and bottom spindle bushings, (part 2713), at the same time to insure proper alignment of the spindle bolt. Use part 2713RMT to align the reamer.	1909-27	99.75	each
2713RMT	Spindle bolt reamer alignment tool. This tool is used to align the reamer (2713RM) in the spindle body while reaming the spindle bushing.	1909-27	13.50	each
2713BBT	Body bushing installation tool. Drives bushing into the spindle.	1909-27	27.75	each
2714DR	Spindle arm bushing remover and installation tool. This tool prevents damage to the spindle when installing or removing the steel bushing part# 2714		13.50	each



## SPINDLE BOLTS and NUTS

2707	Spindle castle nut, special nut with right thread for use on drivers side (left) spindle.	1909-27	4.45	each
2708	Spindle castle nut, left thread, passenger's side (right) spindle.	1909-27	4.45	each

**NOTE:** Ford made the wrench, part# 1349 to install and remove these spindle nuts. (see "HUB and HUBCAP WRENCH" on page 42). The wrench is also used on hubcaps, outside front roller bearings, rear axle nuts and housing oil drain plugs.

2709E	Spindle washer, a special thin spindle washer. Provides a better fit for early shorter spindles when using Timken bearings high quality 1095 steel	1909-19	17.95	each
-------	--	---------	-------	------


2709	Spindle washer, used behind the castle nut on the front spindle.	1909-27	1.05	each
------	--	---------	------	------

2710SAOR	Spindle bolt set. ORIGINAL STYLE, These spindle bolts have been made from the original Ford prints. The shape and size of the heads are exact copies of the originals. Made of 1041 hardened steel with the correct .502 diameter shaft. These are correct for late 1909-1914. Includes threaded style brass oilers, bushings, castle nuts and stainless steel cotter pins.	1909-14	161.95	pair
----------	---	---------	--------	------

2710SA	Spindle bolt set, bolts, nuts, brass thread-in oilers, bushings and cotter pins. Includes best quality hardened and ground bolts, castle nuts, brass bushings and cotter pins. (1915-16 original used "man-hole" oilers which are no longer available. These will work in their place.)	1909-16	64.95	set
--------	---	---------	-------	-----


2710SB	Spindle bolt set, as above, with press-in flip top oilers. Includes best quality hardened and ground bolts, castle nuts, brass bushings and cotter pins.	1917-27	42.95	set
--------	--	---------	-------	-----

2711	Spindle bolt nut only.	1909-27	1.20	each
------	------------------------	---------	------	------



2711





## SPINDLE BUSHINGS and OILERS

2713	Spindle body bushing, "hat shaped", 4 per car.	1909-27	4.75	each
2714	Spindle arm bushing, steel. These are bushings for the tie rod bolts and are included in the tie rod bolt sets	1909-27	.85	each
2714BR	Spindle arm bushing, brass.	1909-27	3.75	each
3817	Brass oiler, threaded twist type, used on spindles, tie rod bolt and shackles (12 per car) 1/8" pipe threads.	1909-16	11.95	each
3817S	Brass oiler set, 12 piece set for the spindles, tie rod bolts and shackles. Threaded twist type oiler. 1/8" pipe threads.	1909-14	139.95	set
2715D	Flip top, press in type oiler, plated steel. This is the original style oiler that is used on both the spindle bolts and the tie rod bolts. 4 required per car. Fits into a 3/8" hole. Note: Oiler, part# 3846 fits into a 5/16" hole.	1917-27	1.20	each
3846S	Oiler set, flip top, press in style, plated steel as original, complete 12 piece set for car, (4 large oilers for spindle and tie rods bolts and 8 small oilers for front and rear spring shackles.)	1917-25	17.95	set
3846SB	Oiler set, flip top, press in style, plated steel as original, complete 14 piece set for car, (4 large oilers for spindle and tie rods bolts and 8 small oilers for front and rear spring shackles, plus the 2 hub cam oilers)	1926-27	21.95	set



## TIE ROD BOLT SETS

2718E	Tie rod bolts, original style slotted head that was only used in 1909-11 cars with one piece spindle front axles. Does NOT include bushings Part# 2714BR or castle nuts #2719. These bolts are excellent copies of the original. (This year bolt does not use oilers.)	1909-11	42.00	pair
2718SA	Tie rod bolt set. Original style. Oilers, castle nuts, bushings, cotter pins, and best quality hardened and ground bolts. (1915-16 original used "man-hole" oilers which are no longer available. These will work in their place.)	1911-16	51.95	set
2718SB	Tie rod bolt set, with flip top oilers.	1917-27	26.95	set
2719	Tie rod bolt nut only.	1909-27	.70	each



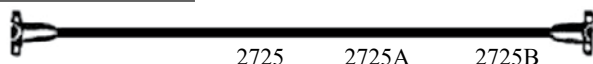
## SPINDLE TIE ROD YOKE AND BALL

2721ENOS	Yoke for tie rod ball, NOS, Ford original stock, Never used. This rare part was used from Dec. 1916-early 1918, with rod that has ball attached.	1916-18	45.00	each
2721NOS	Yoke for tie rod ball, NOS, Ford original stock, Never used. For straight shaft ball, #2721A	1918-21	45.00	each
2721A	Tie rod yoke ball, straight shaft, replace your old worn balls for a better fit to prevent loose steering.	1916-21	12.75	each
2721B	Tie rod yoke ball, tapered shaft, old balls cause loose steering.	1921-27	12.95	each
2721CNOS	Yoke for tie rod ball, NOS, Ford original stock, Never used. For tapered shaft ball, #2721B	1921-27	45.00	each
2721N	Tie yoke ball nut only.	1919-27	.70	each
2722	Steering yoke bolt set, 3 pieces.	1919-27	2.25	set




## STEERING GEAR CONNECTING ROD (Drag Link)

2725	Steering connection rod, (drag link), fine thread.	1909-10	199.95	each
2725A	Steering connection rod, (drag link), course, thread	1911-13	199.95	each
2725B	Steering connecting rod, (drag link), riveted.	1913-16	199.95	each



## HYDRAULIC STABILIZER

269STAB	Hydraulic stabilizer for front axle, stops car from shimmying and darting. Complete, installs in minutes. Hidden out of view behind the front axle.	1909-27	88.95	kit
---------	---	---------	-------	-----



## BALL CAP for STEERING GEAR ROD (Drag Link)

2728ST	Steering gear rod ball cap, steel.	1909-27	11.75	each
2729B	Steering gear rod ball cap bolt set.	1909-27	4.25	set

## BALL CAP, SPRING LOADED, Accessory

**Lang's Tech Tip!** - Replacing the radius rod and steering rod ball caps with the original style caps will help with slightly worn balls. BUT: The Spring loaded accessory ball caps allow you to tighten up the play on old worn steering rods and radius rods.

2728APCO APCO accessory spring loaded ball cap. This is an excellent reproduction of a Model T era item that replaces Part# 2728. It is a spring loaded and adjustable cap that compensates for wear on the drag link and the balls it attaches to. When these parts wear it can cause shimmying and steering problems. This adjustable cap applies continuous tension on the ball and will take up the play in these parts making a safer, more enjoyable ride. Includes one cap, inner spring, cup and adjustable plug. Two used per car one on each side of drag link.

1909-27 29.95 each

**The following parts can be used with original or reproduction APCO caps.**

2728C	Cup only, this is the part that puts pressure on the drag link ball to eliminate loose steering.	1.50	each
2728S	Spring for accessory spring loaded drag link ball cap.	.95	each
2728ADJ	Adjusting screw for spring loaded drag link ball cap.	1.95	each

## FRONT RADIUS ROD and DRAG LINK SHIMS

2728SH Front radius rod (wishbone) and steering rod (drag link) shim set. 3 steel cup shaped shims (2 small and one large) that take up wear on worn balls 1909-27 10.45 each

## EARLY WISHBONE SUPPORT

2733S Early wishbone support. Used to help support the bottom of the axle on earlier cars with the wishbone mounted above of the axle, giving better support. EXCELLENT SAFETY ACCESSORY!

1909-18 162.95 each

## FRONT RADIUS ROD (Wishbone)



**Lang's Tech Tip!** - If the socket in your oil pan is severely worn and the ball of the wishbone goes too deep into the socket, an easy fix is to purchase a freeze plug to shim the wishbone out. Make sure you only put it between the wishbone and the oil pan (not the cap and wishbone) so the front end alignment will not be thrown off

**Lang's Tech Tip!** - Replacing the radius and steering rod caps with the original style caps will help with slightly worn balls. BUT: The Spring loaded accessory ball caps allow you to tighten up the play on old worn steering rods and radius rods.

2734	Castle nut for threaded ends of front radius rod, 2 per car	1909-19	1.85	each
2736APC	Spring loaded accessory ball cap, ALL NEW, APCO style. This is an adjustable cap that replaces Part#2736ST. Includes inner spring, cup and adjustable plug. The original ball cap, radius rod ball and engine pan socket all wear over time. Loose ball cap can cause shimmying and steering problems. This adjustable cap applies continuous spring tension on the ball and will take up the play in these parts and make a safer more enjoyable car to drive.	1909-27	49.95	set

**The following parts can be used with original or reproduction APCO radius rod caps.**

2736APCS	Spring only for APCO spring loaded radius rod cap	1909-27	7.50	each
2736APCC	Cup only for APCO spring loaded radius rod cap	1909-27	7.50	each
2736APCP	Threaded plug only for APCO spring loaded radius rod cap	1909-27	7.50	each
2736ST	Front radius rod ball cap, Steel as original.	1909-27	14.25	each
2737N	Front radius rod ball socket, Original Ford NOS, New Old Stock. Engine oil pan support front radius rod ball cap, 2 rivet mount, for 3-dip oil pans. Limited supply	1911-21	49.95	each
2737BN	Front radius rod ball socket, Original Ford NOS, New Old Stock. Engine oil pan support front radius rod ball cap, 4 rivet mount, for 3-dip oil pans. 1922-24	49.95	each	
2742S	Radius rod ball cap mounting bolt set. Complete 7 piece set.	1909-27	5.45	set



## HICKORY SPOKES

NOTE: Hickory spokes, high quality, exact copy of originals. The same strong wood that Ford used originally. Very little fitting required to use these spokes. (12 per wheel / 48 for car). The tenon is the doweled end of the spoke that inserts into the wheel felloe. Ford used two sizes, 1/2" and 5/8", make sure you order the correct size.

NOTE: **FORD** wood wheel felloe inside diameter is 20 3/4" while **KELSEY or HAYES** felloes i.d. is 20 13/16" so these spokes are 1/32" longer than the spokes for the Ford wheels.

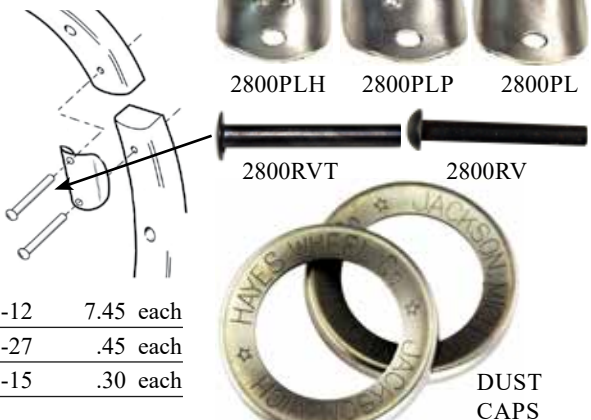
2800HS	Hickory Spoke for 30 x 3-1/2" wood wheel with 1/2" tenon.	1909-26	11.50	each
2800HS-5/8	Hickory spoke for 30 X 3-1/2" wood wheel, 5/8" tenon	1909-26	11.50	each
2800HS-HY	Hickory spoke for Kelsey - Hayes wheels 30 X 3 1/2" with 1/2" tenon.		11.50	each
2800HSB	Hickory spoke for 21" wheel, with .530 tenon holes. 1/2" tenon	1925-27	11.50	each
2800HS-500	Hickory spoke for 21" wheel, with .500 tenon holes. 1/2" tenon	1925-27	15.95	each
2800HSB-5/8	Hickory spoke for 21" wood wheel, 5/8" tenon	1925-27	11.50	each



## FELLOE JOINING PLATES

These plates are used for joining the wood felloes on non-demountable round felloe wheels. There are two needed per wheel, sold each.

2800PLH	Joining plate, stamped with an H, used on early style Hayes wood felloe wheels. Two per wheel.	1912-17	7.45	each
2800PLP	Joining plate, stamped with a P, used on early style Prudden wood felloe wheels. Two per wheel	1912-17	7.45	each
2800PLK	Joining plate, stamped with a K, used on early style Kelsey wood felloe wheels. Two per wheel..	1912-17	7.45	each
2800PL	Joining plate, plain, NOT stamped with any letter.	1909-12	7.45	each
2800RV	Wood felloe rivet. Oval head. Attaches joining plate to rim.	1909-27	.45	each
2800RVT	Wood felloe rivet. Truss head. Attaches joining plate to rim.	1909-15	.30	each



## FRONT DUST CAPS

Dust caps fit inside the front hubs and keep dirt out of bearing

ORIGINAL STYLE DUST RINGS. Front Hub dust rings, steel. Stamped with the wheel makers name. Used with felt# 2809. (The fellow joining plates should have a letter stamped on them to match the name on these original style dust rings.)

2808H	Front Hub dust ring, original style, steel, for Hayes wheels	1909-18	48.95	pair
2808P	Front Hub dust ring, original style, steel, for Prudden wheels	1909-18	48.95	pair
2808K	Front Hub dust ring, original style, steel, for Kelsey wheels	1909-18	48.95	pair
2809	Front or rear hub felt washer, only.	1909-27	.70	each
2841	Front dust cap assembly, original felt style, includes both the dust ring and felt. Does not have manufacturers name on it.	1909-27	13.45	each



## MODERN NEOPRENE DUST CAP ASSEMBLY

2841N	Front dust cap assembly, modern neoprene seal.	1909-27	5.50	each
-------	--	---------	------	------

## FRONT HUBS

2803	Front wheel hub, new steel hub for wood wheels.	1912-25	289.95	each
------	---	---------	--------	------

## BALL STYLE WHEEL BEARING PARTS

**Lang's Tech Tip!** Ball bearings were originally used on 1909-19 front hubs. However they are most often replaced with Ford's later bearing style that has stronger, and more reliable tapered roller bearings, (see "TIMKEN ROLLER BEARINGS" on page 41.)

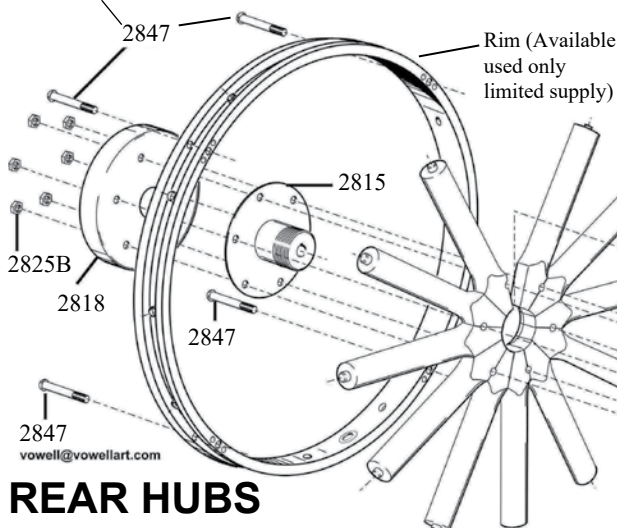
2806	Outer race retainer.	1909-19	.85	each
2807	Inner race retainer.	1909-19	.30	each
2809	Front or rear hub felt washer.	1909-27	.70	each
2810	Large ball bearing, (12 per wheel). For inner front bearing.	1909-19	.85	each
2811	Small ball bearing, Drive shaft race uses 15 small ball bearings and the front outer bearing uses 11 per wheel	1911-21	.55	each





## REAR WHEEL ASSEMBLY-1919-1926

\*\*2848S Complete 32 piece bolt & nut set for all 4 wheels



SPOKES	
Part#	Wheel Size
2800HS	30 x 3-1/2" wheel, with 1/2" tenon
2800HS-5/8	30 X 3-1/2" wheel, 5/8" tenon
2800HSB	21" wheel, 1/2" tenon, .530 tenon hole
2800HS.500	21" wheel, 1/2" tenon, .500 tenon hole
2800HSB-5/8	21" wheel, 5/8" tenon
2800HS-HY	Kelsey - Hayes wheels 30 X 3-1/2", with 1/2" tenon.



## REAR HUBS

### "SAFETY" FULL FLOATING REAR BRAKE DRUM and HUBS

**Excellent safety upgrade!** The Ford rear axle transmits the weight load from the housings, through the axle shaft and onto the wheel hub causing severe strain on the axle shaft. Floating hubs transfer the weight from the housing directly to the wheel removing load on the shaft. In the event of an axle breaking you won't lose your wheel with these hubs! **SPECIAL NOTE:** Adding an equalizer to these "Safety Hubs" will allow you to also engage both your emergency brake and drum brake by using the just your brake pedal. The features of these hubs and equalizer parts are listed on page 22.

**2508SDR** Heavy Duty Brake drums and Safety Hub Assembly for wooden wheels, includes a pair of new 10" outside diameter heavy duty emergency brake drums. These increase the weight of the drum to allow them to absorb more heat and have more surface for more effective breaking. 1909-25 685.95 pair

**2508SF** Floating Rear Hub, for wood Model T wheels, as above but without the new heavy duty brake drums, SOLD EACH 1909-27 299.95 each

**2508SFB** Floating Rear Hub, for wire Model T wheels, as above but without the new heavy duty brake drums, SOLD EACH 1926-27 289.95 each

**2508SFMK** Wood wheel installation kit. The tools required to correctly install the safety full floating rear hubs for wood wheels only. Includes a 6 point 9/16 modified socket used to tighten the countersunk carriage bolt nuts and a drill and tap used to install 6 safety bolts that keep the hubs firmly attached together. Includes instructions. 1909-26 42.50 set



## REAR WOOD WHEEL PULLERS and TOOLS

Wheel Pullers prevent damage to the axle threads and differential while removing the hubs.

**2800WP** Rear Wheel Puller, reproduction of original Ford tool #5Z-287. Prevents damage to axle threads. Screws onto the hubcap threads, the center bolt then threads down against the axle shaft and keeps outward pressure on the hub while you turn the center bolt with a wrench. 1909-27 62.95 each

**2800WPTT** Ton Truck rear wheel puller with center bolt. 1918-27 96.95 each


**2815T** Thread repair tool, repairs damaged hubcap threads on hub. Designed to chase hubcap threads only, will not cut new threads. 1909-26 95.95 each

**2800KO** Knock off rear wheel puller, threads on end of axle shaft to protect threads as you tap the axle. Also used for perch knock off tool that protects threads when pressing or hammering out front perch. 1911-27 3.25 each

**1349** Hubcap wrench, used on the hubcaps, outside front roller bearing, spindle nuts, rear axle nuts and housing oil plugs. This is a copy of the wrench that originally came with the car when new. 1909-27 6.45 each

**1349U** Hub and hubcap wrench, original wrench in used condition. 1909-27 12.50 each

**A-SB** Spoke brush for cleaning wire and wood wheels. Convenient and time saving brush. 6.25 each



## REAR WHEEL HUB, for WOOD WHEEL

2815 Rear wheel hub for WOOD wheel, New hub to replace your worn key way and worn hub taper with a new threads and a tight keyway for your axle key. (NOT for wire wheels) 1911-27 159.95 each

## REAR HUB KEY and SHIM

2816B Rear axle hub key, will prevent damage to keyway. 1909-27 .85 each

2505SH Rear axle shim for worn hubs or axles. This tapered shim tightens up a loose wheel if hub or axle is worn. Also shims the hub out so the brake drum does not hit the side of the brake shoes or backing plate. .005 thick. May require 1 or more per axle 1911-27 .95 each

2505SHB Rear axle shim, .017 thick 1911-27 .85 each

## EMERGENCY BRAKE DRUM

Excellent reproduction! Made to Ford specifications from original.

2818 Emergency brake drum for wood wheel. 1909-25 34.95 each

2818B Emergency brake drum for wood wheel. 1926-27 65.95 each

2889 Emergency brake drum for wire wheel 1926-27 64.95 each

## HUB FLANGE, FRONT and REAR

2827U Hub flange, USED, sandblasted, for front and rear hubs 1911-27 19.95 each

## HUB BOLTS and NUTS, Wood Wheels

2825E Hub bolt, front or rear, 5/16" shaft, round head, with no square under head, 6 per wheel. 1906-10 5.95 each

2825EN Hub bolt nut, 5/16", 6 per wheel. 1906-10 2.85 each

2825BQS Hub bolt & nut set, exact reproduction, small diameter head with high crown, 2-1/8" long (can be used as they are or trimmed to 2" for front hub bolts.) Complete 48 piece for 4 wheels. 1911-27 38.95 set

2825BQ Hub bolt, for front and rear wood wheels. Exact reproduction, small diameter head with high crown, 2-1/8" long (for front hub bolts can be used as is or trimmed to 2") 6 per wheel. 1911-27 1.65 each

2825B Hub bolt nut, 6 per wheel. 1911-27 .15 each

1114 Ton truck rear wheel hub bolt and nut, (6 per wheel). 1918-27 7.50 each

## DEMOUNTABLE RIM BOLTS

2847 Demountable rim bolt ONLY, 4 per wheel, 16 per car. 1919-27 1.15 each

2848 Demountable rim bolt NUT, 4 per wheel, 16 per car. These special nuts have tapered shoulder where they press against the rim lug. 1919-27 2.10 each

2848S Demountable rim bolt and nut SET, 32 piece set for 4 wheels. Special bolt and nuts have tapered shoulder where they press against the rim lug. 1919-27 42.95 set

2848B Demountable rim bolt nut, square shoulder, (flat where it is pressing against the rim lug). For Kelsey wheels and rims only, NOT PLATED. 1919-24 2.95 each

2846B Demountable rim removable lug (clamp). For Kelsey metal felloe wheels that have a raised stop for the lug. Strong steel billet 1919-24 16.75 each

## TT DEMOUNTABLE RIM BOLTS

1108B Rim bolt for Ton Truck rear 20" rims. Carriage style bolt. Coarse thread, grade 5 bolt. 4" long from under the head of the bolt. (For use with nut Part# 1108D nut) 6 per wheel. 1918-27 6.75 each

1108C TT rear rim bolt, 7/16 x 20 fine thread, grade 5. 3-3/8" long. Will only work with original wheel clamp with built in rim nut which is not being reproduced yet. Use with rim bolt nut #2848 1918-27 5.95 each

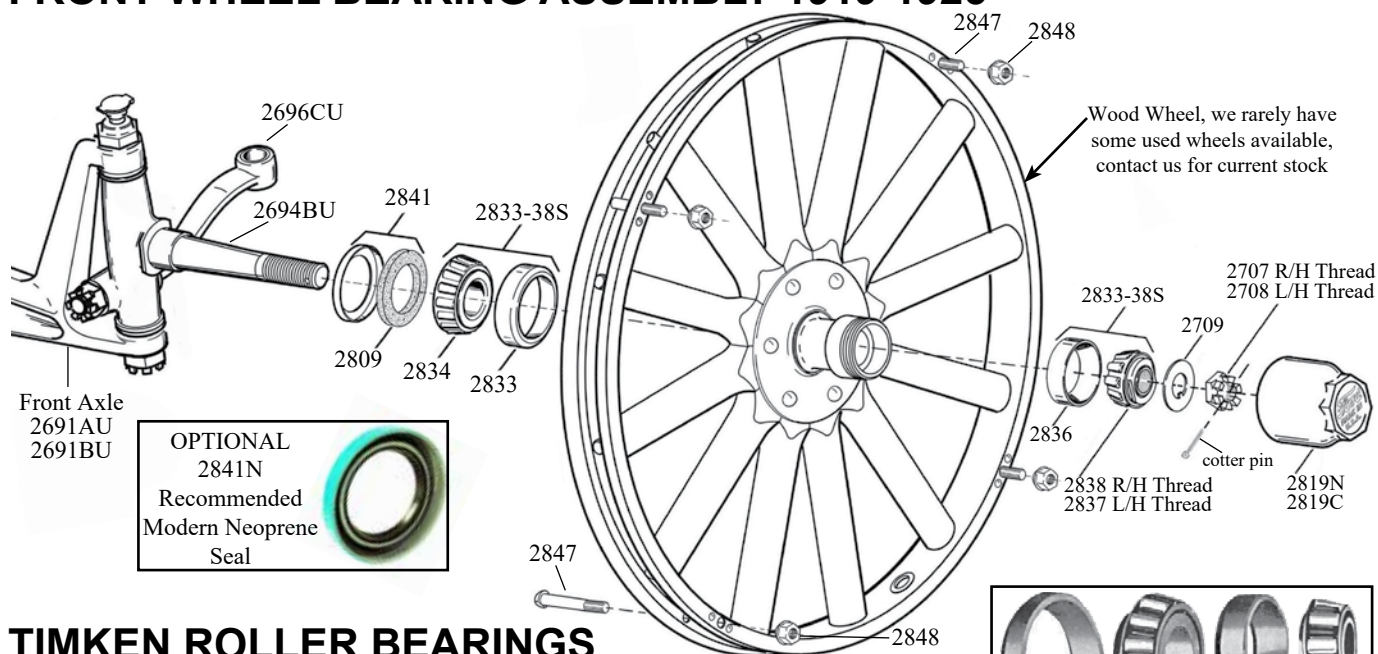
1108D TT Demountable rim nut, coarse thread. used with #1108B bolt 1918-27 4.95 each

2848 Demountable rim bolt NUT, 4 per wheel, 16 per car. These special nuts have tapered shoulder where they press against the rim lug. 1919-27 2.10 each





# FRONT WHEEL BEARING ASSEMBLY 1919-1925



## TIMKEN ROLLER BEARINGS

NOTE: These roller bearings were originally used on 1919-27 front hubs. However they can be used on 1906-18 Ford's to replace the ball bearings with stronger, and more reliable tapered roller bearings. The 2709E thinner spindle washer should be used when converting early ball bearings to roller bearings.

## TIMKEN ROLLER BEARINGS SETS

2833-38S	Front hub bearing & race set, complete set of Timken bearings and races for both hubs.	1909-27	239.95	set
2833-38RS	Front hub bearing and race set, complete set. This set is the same as the 2833-38S set, however, the outer roller bearings have been replaced with two piece bearings that have a threaded insert pressed into a roller bearing. This is a reasonable alternative to the expensive stock Timken bearing set.	1909-27	162.95	set


## TIMKEN ROLLER BEARINGS, Single Pieces

2833	Cup for front hub inner roller bearing, Timken.	1909-27	17.75	each
2834	Front hub inner roller bearing, Timken.	1909-27	23.95	each
2836	Cup, outer front wheel, roller bearing type, Timken.	1909-27	9.50	each
2837	Outer roller bearing for left front hub, Timken	1909-27	78.95	each
2838	Outer roller bearing for right front hub, Timken.	1909-27	69.95	each

**NOTE:** Ford made the wrench, part# 1349 to install and remove the 2837 and 2838 outer bearings.

1349	Hubcap wrench, used on the hubcaps, outside front roller bearing, spindle nuts, rear axle nuts and housing oil plugs. This is a copy of the wrench that originally came with the car when new.	1909-27	6.45	each
1349U	Hub and hubcap wrench, original wrench in used condition.	1909-27	12.50	each
2709E	Spindle washer. It provides a better fit for early shorter spindles when using Timken bearings, high quality, 1095 steel.	1909-19	17.95	each
2837-38R	Outer right and left bearings with threaded inserts, a reasonable alternative to the expensive stock Timken outer bearings.	1909-27	69.95	pair
2837-38TOOL	Bearing Installation Tool for 2837-38R Front wheel bearings with threaded insert. Makes installation much easier. Lets you get a good grip on the bearings.		34.95	

2833GRT	Wheel Bearing Grease, Timken Brand 1 lb tub. Timken automotive wheel bearing grease is specifically formulated to operate in light to medium duty bearing applications	1909-27	6.75	each
---------	--	---------	------	------



**NOTE: See also "FRONT DUST CAPS" on page 38**

2833GRT

41



## HUB and HUBCAP WRENCH

1349	Hubcap wrench, used on the hubcaps, outside front roller bearing, spindle nuts, rear axle nuts and housing oil plugs. This is a copy of the wrench that originally came with the car when new.	1909-27	6.45	each
1349U	Hub and hubcap wrench, original wrench in used condition.	1909-27	12.50	each

## HUBCAP THREAD REPAIR TOOL

2815T	Thread repair tool, repairs damaged hubcap threads on hub. Designed to chase hubcap threads only, will not cut new threads.	1909-26	95.95	each
-------	---	---------	-------	------

## BRASS, Hubcaps for Wood Wheels

2819	Hubcap, solid brass, stamped with Block Script "FORD".	1906-10	15.50	each
2819S	Hubcap, solid brass, block script "FORD", set of 4.	1906-10	59.95	set
2819ES	Hubcap, solid brass, stamped with the early style "FORD" script. This style cap has no raised outer rim.	1911-12	16.75	each
2819ESS	Hubcap, solid brass, early script "FORD", no rim, set of 4.	1911-12	65.95	set
2819-12	Hubcap, solid brass, early script "FORD". Has raised outer rim. 1912 only	1912 only	15.95	each
2819-12S	Hubcap, solid brass, early script with rim, set of 4.	1912 only	59.95	set
2819B	Hubcap, solid brass, stamped "Ford made in USA"	1913-16	15.95	each
2819BS	Hubcap, solid brass, "Ford made in USA", set of 4	1913-16	59.95	set
2819PL	Hubcap, solid brass, NO SCRIPT, originally used on 1903 Fords but can be used on any vehicle that wants a plain hubcap.	1903-27	17.95	each

## CHROME PLATED, Hubcaps for Wood Wheels

2819C	Chrome plated brass hubcap, stamped "Ford made in USA".	1917-27	17.75	each
2819CS	Chrome plated brass hubcaps, "Ford made in USA", set of 4.	1917-27	66.95	set

## NICKEL PLATED, Hubcaps for Wood Wheels

2819N	Nickel plated brass hubcap, stamped "Ford made in USA".	1917-27	17.75	each
2819NS	Nickel plated brass caps, "Ford made in USA", set of 4.	1917-27	66.50	set

## TON TRUCK, Hubcaps

NOTE: Front hubcaps used on TT trucks are same as the wood wheel caps used on cars

2819T	Ton truck rear hubcap, chrome plated (Not available in nickel)	1917-27	21.95	each
-------	--	---------	-------	------

## HUBCAPS -Canadian-Stamped "FORD Made in Canada"

2819CANB	Canadian hubcap, brass, set of 4.	1913-16	63.50	set
2819CANBE	Canadian hubcap, brass, each	1913-16	17.25	each
2819CANC	Canadian hubcap, chrome plated, set of 4.	1917-26	69.95	set
2819CANCE	Canadian hubcap, chrome plated, each	1917-26	19.25	set
2819CANN	Canadian hubcap, nickel plated, set of 4.	1917-26	75.95	set
2819CANNE	Canadian hubcap, nickel plated, each	1917-26	19.95	set

## WIRE WHEEL HUBCAPS, "FORD Made in U.S.A."

2885B	Wire wheel hubcaps, brass, set of 5, Stamped Ford Made in U.S.A	1926-27	69.95	set
2885BE	Wire wheel hubcap, brass, as above.	1926-27	14.95	each
2885C	Wire wheel hubcaps, chrome plated, stamped "Ford, Made in USA" Originally T's used nickel plated caps, but, these require less polishing, set of 5	1926-27	78.95	set
2885CE	Wire wheel hubcap, chrome plated, as above.	1926-27	16.95	each
2885N	Wire wheel hubcaps, nickel plated, stamped "Ford, Made in USA" Model T's originally used these nickel plated hubcaps. Set of 5	1926-27	78.95	set
2885NE	Wire wheel hubcaps, nickel plated, as above.	1926-27	16.95	each



1349  
1349U



2815T



2819



2819ES

2819-12



2819B

2819PL



2819C  
2819N



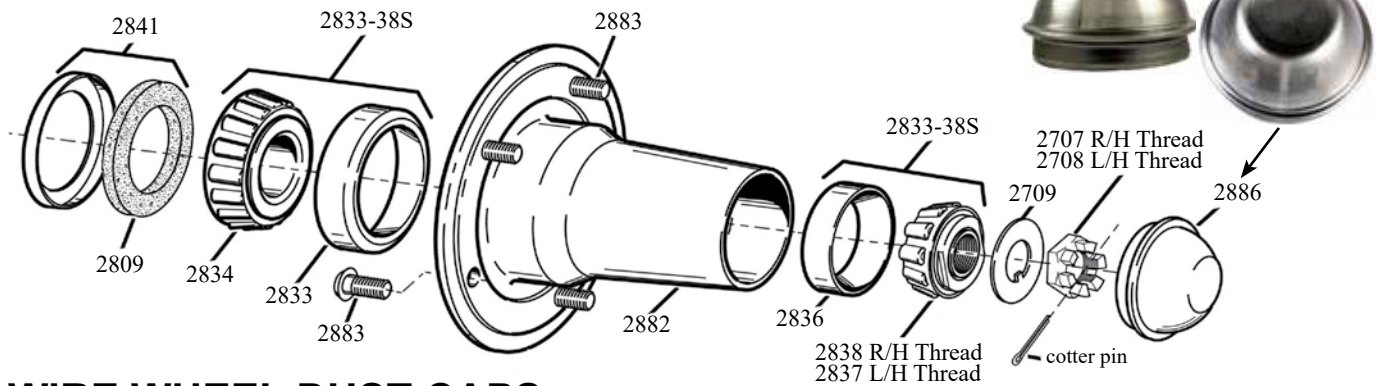
2819CANB  
2819CANC  
2819CANN



2819T

2885B  
2885C  
2885N

## WIRE WHEEL BEARING ASSEMBLY 1919-1925



## WIRE WHEEL DUST CAPS

2886 Wire wheel dust cap, for front hubs. 1926-27 10.50 each

## WIRE WHEEL HUB BOLTS, (Stud)

2883RT Removal tool for wire wheel studs. Carbide tipped drill slides over the threaded end of studs and cuts the swaged shoulder off of the stud. Necessary tool when changing brake drums. A damaged flange will prevent your wire wheel from mounting properly and will cause it to wobble. Used for front and rear wheels. 1926-27 99.95 each

2883T Installation tool for wire wheel studs. Used with a hydraulic press to swedge the studs in place. 1926-27 7.95 each

2883 Wire wheel hub bolt, (stud), front, 5 per hub. 1926-27 3.50 each

2888 Wire wheel hub bolt, (stud), rear, 5 per hub. 1926-27 5.25 each



2883T



2883

2888

## WIRE WHEEL LUG NUTS and WASHERS

NOTE: These lug nuts fit all original style Model T wire wheels.

2884CS Wire wheel lug nut set, Chrome plated, 23 piece. This set includes 5 nuts for each wheel. Plus 2 nuts and one locking nut for the spare tire. Chrome looks similar to nickel, but requires less polishing. 1925-27 189.95 set

2884C Wire wheel lug nut, Chrome plated 1925-27 9.50 each

2887S Wire wheel lug nut washer set, polished stainless steel cup protects paint from the damage while tightening the lug nut. 23 Pieces. 1926-27 9.95 set

2887E Wire wheel lug nut washer, polished stainless steel. 1926-27 .50 each



2884CS

## WIRE WHEEL SPARE TIRE LOCK NUT

2890C Spare tire lock nut for wire wheel. Has an eye on top for a padlock so you can lock your spare tire. NOTE: This is included in the complete wire wheel lug nut set, part# 2884CS 1926-27 10.95 each



2884C

2887E

## SPLIT RIM TIE PLATE and LOCK SCREW

2877TP Rim tie plate with rivets, for 21" split rims. This plate ties the split in the rim together. One side is riveted in place and the other side is then fastened with bolt #2877B. 1926-27 10.95 each

2877B 21" Split rim lock screw. This is the screw that holds the two halves of the split rim together. 1926-27 4.95 each



2877S



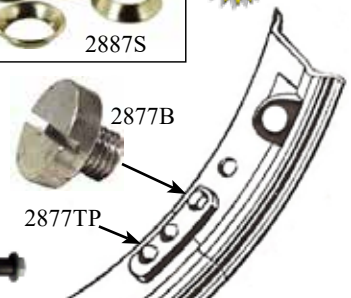
2890C

## WIRE SPOKE STRAIGHTENING TOOL

2881TOOL Wire Wheel Spoke Straightening Tool. This is a copy of an original tool. It has a slide hammer that hooks onto the spoke to allow you to help get bent spokes back into position. (Similar to an old screw style dent removal tool.). Will work on any wire wheel. 75.95 each



2881TOOL



2877B

2877TP

Used and NOS Parts  
Call for Availability

*Lang's*

Technical Support  
978-939-5500

43



## WIRE WHEEL & HUBS - ORIGINAL STYLE 1926-27

2881	Wire Wheel, reproduction of Model T wire wheel made by Ford. Excellent quality with correct bead and size. Wheels are painted with primer only.	1926-27	429.95	each
2882	Wire Wheel Hub, Front. Solid Steel. Does NOT come with timken races or studs	Part# 2883	1926-27	299.95 each
2887	Wire Wheel Hub, Rear. Solid Steel. Does NOT come with timken races or studs	Part# 2888	1926-27	299.95 each



## WIRE WHEELS, Accessory Non-Demountable Clincher Wheels

Excellent reproduction of original aftermarket wire wheels. The wheels are machined to a perfect fit on any Ford Model T wood wheel hub. The rims are made of heavy, rolled stock and electrically welded. Includes mounting studs, wheel nuts, and brass hubcap. (Wood wheel hub is not included.) These wheels require a fifth wire wheel for your spare tire. They can easily be changed on the car by unbolting them from the hub.

280WW	Wire Wheel, 30 X 3, with clincher rim.	1909-19	895.95	each
280WWB	Wire Wheel, 30 X 3-1/2, with clincher rim.	1909-19	895.95	each
280WWST	Spare Tire Carrier, use with 280WW and 280WWB only. Mounts on the rear crossmember.	1909-19	295.95	each



## WIRE WHEELS, For use with Demountable rim

Replace your wooden wheels with sharp looking accessory wire wheels that use your Ford demountable rims. Excellent reproduction of original aftermarket wire wheels. The center of the wheels are machined to a perfect fit on any Ford Model T wood wheel hub. Includes mounting studs, wheel nuts, and chrome hubcap. (Wood wheel hub and rim are not included.) You only have to buy 4 of these wheels because you can use your original demountable rim for a spare tire.

280WWD	Wire Wheel, 30 X 3-1/2, for use with demountable rims.	895.95	each
280WW21	Wire Wheel, 21", for use with demountable rims	825.00	each



280WW  
280WWB



## WIRE WHEEL ADAPTERS

An economical alternative for hard to find Model T wire wheels and hubs. These sets allow you to put wire wheels on any standard Model T wood wheel hub. Model A wheels look almost identical to Model T wire wheels. These adapters are very strong, using the best quality steel and grade #8 bolts & studs. No modification required, and the tread width stays the same. Instructions included. Wire wheels add safety and style to your car. One set does all 4 wheels on your car.

### WOOD MODEL T HUB to MODEL A WIRE WHEEL

2888A	Wire wheel adapters. Allow you to use 1928-29 Model A 21" wire wheels on Model T wood wheel hubs. Set of 4 hubs.	1909-27	665.00	set
-------	--	---------	--------	-----

### WOOD MODEL T HUB to MODEL T WIRE WHEEL

2888T	Wire wheel adapters to mount 1926-27 original 21" Model T wire wheels on to Model T wood wheel hubs. Set of 4 hubs.	1909-27	545.00	set
-------	---	---------	--------	-----



280WWD  
280WW21



## RIMS - NON-DEMOUNTABLE

American made, Excellent Quality - NO Sharp Edges to Cause Tire Bead Cuts!! The following three rims are for use non-demountable wood felloe wheels only.

2844	30 X 3 Clincher rim, (also used on Model S and S Roadster)	1908-18	145.00	each
2845	30 X 3-1/2 Clincher rim	1909-18	145.00	each
2843-NRS	28 X 3 clincher rim only, Model N and R,	1906-07	235.00	each

Non-Demountable Rims



## RIMS - DEMOUNTABLE

American made, Excellent Quality. Exact reproduction of the original demountable rims! NO Sharp Edges to Cause Tire Bead Cuts! 30 X 3-1/2 Hayes style clincher rim. Made with correct wheel bolt lugs, beads and clincher rolled edges. The lugs are fitted into a slot welded as original, not just butt-welded. Can be used on original wood or new wire wheels.

2845L	30 X 3-1/2 Demountable clincher rim with lugs	1919-27	255.00	each
-------	---	---------	--------	------

## 21" SPLIT RIMS

2845SR	Split rim, 21", with bolt style rim latch. Original style. The lugs are fitted into a slot and welded as original, not just butt-welded on as you find on cheaper reproduction rims.	1925-27	255.00	each
--------	--	---------	--------	------





## SPARE TIRE BRACKET, Accessory Wire Wheels

This spare tire carrier can be modified to be used with any styl e accessory wire wheel by adding a spare hub that matches your wire wheel set. It mounts to the rear spring U-bolts. (It does not include the hub for mounting to your specific brand wire wheel.)

NOTE: It is NOT for use with Ford original 21" wire wheels or reproduction wire wheels part# 280WW and 280WWB.)

2840T	Spare accessory wire wheel bracket for all touring cars and sedans. Does not include hub for mounting your specific brand of wire wheel. (Not for use with reproduction wire wheels. or Ford original 21" wire wheels.)	1909-27	254.95	each
2840R	Spare tire brackets for all roadsters, coupes and sedans. Does not include hub for mounting your specific brand of wire wheel. (Not for use with reproduction wire wheels. or Ford original 21" wire wheels.)	1909-27	254.95	each
2881WM	Spare tire carrier wheel adapter (dummy hub) for mounting Dayton wire wheels to bracket. The same wheel adapter is used for both style brackets, 2881DTR and 2881DST).	1909-27	112.00	each



DAYTON CAP BADGES

## DAYTON TIRE BRACKET and CAP BADGES

See "DAYTON SPARE TIRE BRACKET and CAP BADGE" on page 218

## SPARE TIRE COVERS

All spare tire covers have sewn in heavy drawstring for a tight fit. They are made of a Naugahyde vinyl with Ford script.

STC1	Spare tire cover, Black 30 X 3-1/2".	1909-26	39.95	
STC2	Spare tire cover, Tan 30 X 3-1/2".	1909-26	39.95	
STC3	Spare tire cover, Black 21".	1926-27	39.95	
STC4	Spare tire cover, Tan 21".	1926-27	39.95	



## SPARE TIRE CARRIER

2849B	Spare rim carrier clamp bolt. Holds spare tire with clamp #2849D and nut #2848B. Mounts bottom spare rim carrier bracket, (#2849C)	1919-25	4.95	each
2849C	Spare rim carrier bracket, NOS, new old stock. Mounts on the bottom of the spare tire carrier and holds bolt #2849B.	1919-25	25.00	each
2849D	Spare rim carrier outer clamp. Holds the spare tire to the carrier, stamped steel. Mounts onto the bracket bolt #2849B and is held in place with a square shoulder rim bolt nut (part# 2848B) NOTE: The bolt and nut are not included.	1919-25	10.95	each
2848B	Demountable rim bolt nut, square shoulder,	1919-24	2.95	each
2875	Spare tire carrier mounting stud, 1 per car, this is the single stud on the bottom of the Y mounting bracket for wood wheel spare tire	1926-27	4.95	each
2875B	Spare tire carrier mounting stud. Studs to mount the "Y" for the spare tire carrier and to mount the wire wheel on spare tire mount, 3 per car (two of these are also used on the 26-27 wood wheel spare tire brackets	1926-27	4.75	each
2876	Spare tire carrier mounting stud nut, 1 per car, for 2875.	1926-27	4.75	each
ST-BRC	Brass spare tire carrier with leather straps, mounts tire on running board, 3 piece bracket holds one tire, either 30 X 3 or 30 X 3-1/2. Holes for mounting and straps need to be drilled.	1909-27	192.95	set
ST-LS	Leather strap for spare tire carrier, black with brass buckle, 5/8" x 36"		8.75	each



## SPARE TIRE LOCK NUT

2890C	Spare tire lock nut for wire wheel. This is the same thread and wrench size as lug nut but it has an eye on top of it for a padlock so you can lock your spare tire. NOTE: This is included in the complete wire wheel lug nut set, part# 2884CS	1926-27	10.95	each
-------	--	---------	-------	------



# TIRES & Lang's Tech Tip

**Lang's Tech Tip!** 90% of tire failure can be attributed to tire under-inflation. Under-inflation can result in rim cuts on the best of rims. The following is a list of minimum recommended tire pressures.



Tire Size	Rim Size	Inflation pressure
28 x 3	for 1906-1907, 22" diameter Clincher rim	45 psi
30 x 3	for 1908-1918, 24" Clincher Rim	60 psi
30 x 3-1/2	for 1909-25, 23" Clincher Rim	60 psi
21"	for 1925-27, 21" Split rims or Wire wheels	32 psi
32 x 4-1/2	for 1919-24, 23 Split rim	55 psi
33 x 5	for 1919-24, 23 Split rim	55 psi
600 x 20	for 1924-27, 20 Split rim with snap ring wheels- - 36-42 psi depending on weight in truck	

**NOTE:** Some foreign countries do not allow the smooth tires.

## UNIVERSAL T DRIVER TIRES, BLACK

### Very Popular Tire

TIRE1T	30 X 3 Universal T Driver tire, black	160.00
TIRE2T	30 X 3-1/2 Universal T Driver, black	160.00



**NOTE: ALL WHITE TIRES**, have a limited 2 year warranty. They require our new tubes to be used with ALL White tires. Our tubes have been tested and approved for use. Thus, they are acceptable under the terms of the warranty. (The cheaper versions have been known to cause discoloration to the tires). When making a warranty claim on the All White tires, we will need to submit proof to our manufacturer that new tubes were purchased and used in the tires.

**ALL BLACK TIRES**, have a 5 year manufacturer's defects warranty

## UNIVERSAL SMOOTH, WHITE

TIRE-NRS2W	28 X 3	256.00
TIRE1SM	30 X 3	256.00
TIRE2SM	30 X 3-1/2	263.00



## UNIVERSAL, SMOOTH, ALL GRAY

TIRE-NRSGY	UNAVAILABLE
TIRE1GY	UNAVAILABLE
TIRE2GY	UNAVAILABLE

## UNIVERSAL STRAIGHT RIB, BLACK

TIRE-NRS1	28 X 3	171.00
TIRE1SR	30 X 3	171.00
TIRE2SR	30 X 3-1/2	171.00



## UNIVERSAL STRAIGHT RIB, WHITE

TIRE-NRS1W	28 X 3	198.00
TIRE1WSR	30 X 3	235.00
TIRE2WSR	30 X 3-1/2	235.00

## FIRESTONE BLACK, WITH TREAD

TIRE1	30 X 3	172.00
TIRE2	30 X 3-1/2	180.00



## FIRESTONE WHITE, WITH TREAD

TIRE1W	30 X 3	264.00
TIRE2W	30 X 3-1/2	264.00

## FIRESTONE, NON-SKID, BLACK

TIRE-NRSNSB	28 X 3	239.00
TIRE1NS	30 X 3	264.00
TIRE2NS	30 X 3-1/2	264.00



## FIRESTONE NON-SKID, WHITE

TIRE-NRSNSW	28 X 3	320.00
TIRE1NSW	30 X 3	320.00
TIRE2NSW	30 X 3-1/2	320.00

## FIRESTONE, SMOOTH, BLACK

TIRE-NRS2	28 X 3	285.00
TIRE1SF	30 X 3	UNAVAILABLE
TIRE2SF	30 X 3-1/2	264.00



## FIRESTONE SMOOTH WHITE

TIRE-NRSFW	28 X 3	320.00
TIRE1WF	30 X 3	320.00
TIRE2WF	30 X 3-1/2	320.00

## WARDS RIVERSIDE TIRES, BLACK

TIRE1WARD	30 X 3	151.00
TIRE2WARD	30 X 3-1/2	152.00



## 21" TIRES

### FIRESTONE 21"

TIRE3	21 X 4.40-450 Firestone tire, black, for split rims and wire wheels.	159.00
TIRE3WW	21 X 4.40-4.50 Firestone tire, 2-3/8" white wall, split rim & wires.	197.00

### UNIVERSAL 21" BLACK WITH TREAD

TIRE3U	21 X 4.50-4.75 Universal tire, black, for use with any 21" wheels.	99.00
--------	--	-------

### B.F. GOODRICH TIRE

TIRE3BG	21 X 4.40-4.50 All black tire	167.95
---------	-------------------------------	--------

### LUCAS TIRE and OLYMPIC

TIRE3L	21 X 400/450 All black tire. Recreation of 1920's "Olympic" tread.	99.00
--------	--	-------



TIRE3




TIRE3WW



TIRE3U



TIRE3BG



TIRE3L

## TON TRUCK TIRES

### TT Truck Rear Wheels, (front tires use the same tires as cars)

TIRE5B	23 X 5.00 (32 X 4-1/2) Lucas tire, black	1918-24	239.00
TIRE5BG	23 X 5.00 (33 X 5) BF Goodrich Cord blackwall tire	1918-24	318.00
TIRE5	20 X 600 Lucas tire, black	1924-27	159.00



TIRE5



TIRE5B



TIRE5BG

## COUNTERACT BALANCING BEADS

Counteract Balancing Intelligence™ beads are free floating inside the tube to provide continuous self-adjusting balance; they last the complete life of the tire and can even be reused in your next set of tires. Best of all, anyone can install them. Trouble free and guaranteed.

- \* Reduce vibration, Increase tire life and improve fuel economy, contains no lead.
- \* Will not absorb moisture and clump found with other style beads
- \* Will not break down into a dust, causing mounting and demounting problems
- \* Will not damage inside liner of tire as this product is a non-abrasive micro-bead with no edges, Will not react to any metal, alloy, rubber or other materials

CA-4KIT	Counteract Bead Wire Wheel Kit. 4 ounce bead bags for wire wheels. Includes: four 4 bead bags, injector bottle with hose, valves caps and cores	1909-1931	30.75	set
CA-4	Individual 4 ounce bag of beads.	1909-1931	7.75	bag
CA-6KIT	Counteract complete 6 ounce bead bag kit for wood wheels. Includes: four 6 ounce bags, injector bottle with hose, valves caps and cores set	1909-1931	32.50	set
CA-6	Individual 6 ounce bag of beads.	1909-1931	11.45	bag



CA-4KIT  
CA-6KIT

## TIRE PUMP, TIRE IRONS and JACK HANDLE

2338PBL	Tire pump with hardwood handle, painted with black enamel paint. It has the later 1920's style stamped steel base that had no Ford Script on them. The pump does not have a seamed cylinder like the originals did. Includes the original style hose, hose clamps and brass end. Like the originals, this pump does not have a check valve built into it making difficult to use.	54.95	each
---------	---	-------	------

NOTE: The following tire check valve adapter, part# 2338CV will allow the air to only flow one direction making this pump functional.

2338CV	Tire pump check valve. Both original and reproduction tire pumps do not have a check valve built into them, making them difficult to use. This adapter goes between the tire pump hose and your inner tube and allows the air to travel in only one direction. It makes the pumps more functional.	1909-27	33.50	each
2338RK	Tire pump rebuilding kit. Exact reproduction of every part except the cylinder tube and base. For T tire pumps with pressed steel or cast iron bases. Most parts will also fit earlier pumps. Includes hardwood handle, rod, leather plunger, washer, spring, hose, air chuck, threaded cap, nuts and washer. (Has no check valve as original, see part# 2338CV)		25.75	kit
2338H	Tire pump hose only, black rubber	1909-27	7.20	each
2338CS	Tire pump hose clamp and end set, includes 2 clamps for hose and end that attaches tube valve stem, (has no check valve as original).	1909-27	9.50	set
2340	Tire iron, copy of tool originally supplied by Ford in tool kit 10"	19.50	each	
2340-18	Tire iron, 18" long, for changing clincher tires.	33.95	each	
2340-24	Tire iron, 24" long, for changing clincher tires.	39.95	each	
2344	Jack handle only for late style stamped steel jack.	19.95	each	



2338RK

2338PBL

2338CV

2338H

2338CS

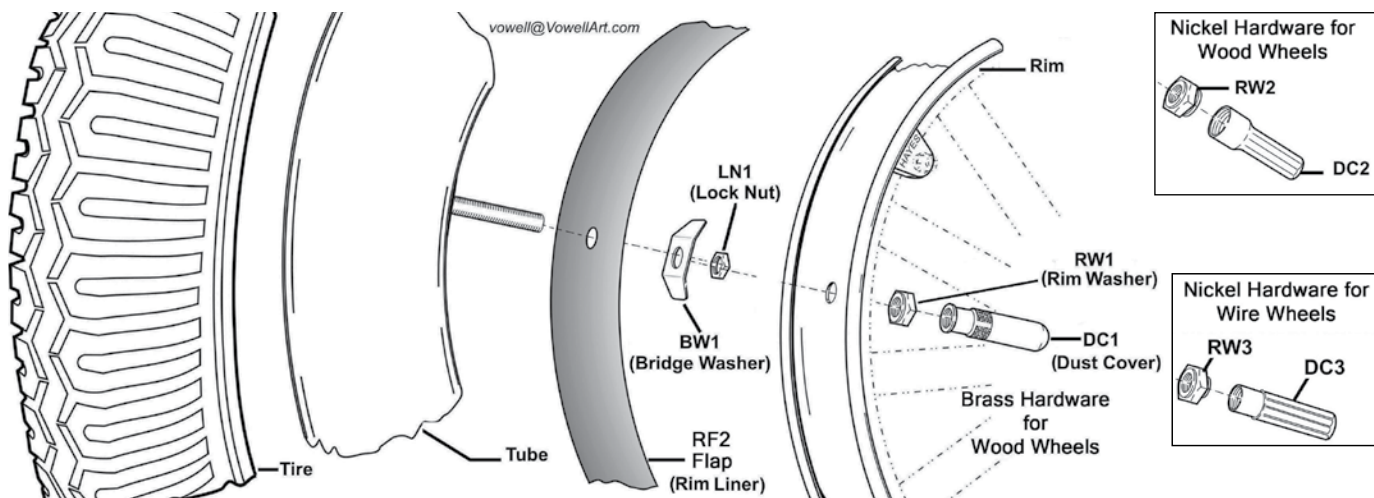
2340

2340-18

2340-24

2344





## COMPLETE Inner Tube & Hardware Sets For One Wheel

MTS-NR	28 X 3 Metal stem tube for wood wheel with brass hardware.	1906-08	66.95	set
MTS1	30 X 3 Metal stem tube for wood wheel with brass hardware.	1909-16	62.95	set
MTS2	30 X 3-1/2 Metal stem tube for wood wheel with brass hardware.	1909-16	64.95	set
MTS3	30 X 3 Metal stem tube for wood wheel with Nickel plated hardware.	1917-19	64.95	set
MTS4	30 X 3-1/2 Metal stem tube for wood wheel with Nickel plated hardware	1917-25	64.95	set
MTS5	21" Metal stem tube for wood wheel with Nickel plated hardware.	1925-27	62.95	set
MTS6	21" Metal stem tube for wire wheel with Nickel plated hardware.	1926-27	67.95	set
MTS7	20 X 5" Metal stem tube for wood wheel with Nickel plated hardware.	1926-27	79.95	set
MTS8	23 X 5" Metal stem tube for wood wheel with Nickel plated hardware.	1926-27	79.95	set



**Lang's Tech Tip!** Don't forget your protective rim flaps, see  
"RIM FLAPS and RIM BANDS" on page 49

## METAL STEM TUBE - for wood wheels

MT-NR	28 X 3 tube, metal stem, for wood wheel.	39.95	each
MT1	30 X 3 tube, metal stem, for wood wheel.	35.95	each
MT2	30 X 3-1/2 tube, metal stem, for wood wheel.	37.95	each
MT3	21" tube, metal stem, for wood wheel.	37.95	each
MT7	20 X 6.00 tube, metal stem, for wood wheel.	52.95	each
MT8	23 X 5.00 tube, metal stem, for wood wheel.	52.95	each



## METAL STEM TUBE - for wire wheels

MT4	21" tube, metal stem, for wire wheel.	40.95	each
MT5	30 X 3-1/2 tube, metal stem, for wire wheel.	39.95	each
MT6	30 X 3 tube, metal stem, for wire wheel	37.95	each



## HARDWARE for METAL STEM TUBES

### BRASS ERA WOODEN WHEELS

DC1	Brass dust cover, wooden wheel.	1909-16	17.95	each
RW1	Brass rim washer, wooden wheel, hex shaped.	1909-16	5.95	each
RW1-OR	Brass rim washer, wooden wheel, original style and shape knurled nut for brass cars.	1909-16	7.50	each
BW1	Bridge washer, wooden wheel.	1909-26	1.35	each
LN1	Lock nut, wooden wheel.	1909-26	1.35	each
DCLW	Dust Cap Leather Washer. Mounts under the rim washer (part# RW1-OR). Protects the wood on the rim from being damaged by the rim washer and helps keep the mud and water out of the tire.	1909-14	2.05	each



## NICKEL ERA WOODEN WHEELS

DC2	Dust cover, Nickel plated brass	1917-26	17.85	each
RW2	Rim washer, Nickel plated brass, hex shaped.	1917-26	11.25	each
BW1	Bridge washer.	1909-26	1.35	each
LN1	Lock nut.	1909-26	1.35	each

## NICKEL ERA WIRE WHEELS

DC3	Dust cover, Nickel plated brass.	1926-27	18.95	each
RW3	Rim washer, Nickel plated brass, hex shaped.	1926-27	11.25	each
BW3	Bridge washer.	1926-27	1.35	each
LN3	Lock nut.	1926-27	1.35	each

## ORIGINAL LOOKING HARDWARE for RUBBER STEM TUBES

Authentic looking dust covers and lock nut assemblies, secures to the valve stems by the thread that is normally covered by the plastic dust cap. This is a time and money saver when compared to replacing all your rubber stem tubes with metal stem tubes and hardware.

DC-RSBR	Brass dust cover and lock nut assembly, for rubber stem tubes.	1909-16	22.95	each
DC-RSN	Nickel plated dust cover and lock nut assembly, for rubber stem tubes.	1917-27	27.95	each

## RIM FLAPS and RIM BANDS

**Lang's Tech Tip!** Flaps are wide bands of heavy rubber. They greatly increase the life of your tubes, help prevent pinching when mounting and protect the tube from chaffing on the rim as well as from mounting tools!

RF-NR	28 X 3 Rim flap for 22" wood wheel, (22" X 4" Flap)	37.50	each
RF1	30 X 3 Rim flap for 24" wood wheel, (24" X 4" Flap)	29.95	each
RF2	30 X 3-1/2 Rim flap for wood wheel, (23" X 4 1/2" Flap)	29.95	each
RF3	21" rim flap for wood wheel, 5" wide, (21" X 5" Flap)	29.95	each
RB1	21" wire wheel rim liner, 1-1/2" band, covers the ends of spokes in a wire rim	3.95	each
RF4	20" rim flap for TT Ton Truck, 5" wide (20" X 5" flap)	35.95	each
RF2	23 X 5.00 (32 X 4-1/2) TT Ton Truck rim flap (23"X4 1/2" Flap)	29.95	each

## RUBBER STEM INNER TUBES

Rubber stem tubes with plastic caps, fit either wood or wire wheels.

RSHNR	28 X 3 Heavy duty tube, rubber stem, (Use with rim flap, part# RF-NR)	27.00	each
RSH1	30 X 3 Heavy duty tube, rubber stem, (Use with rim flap, part# RF1)	24.95	each
RSH2	30 X 3-1/2 Heavy duty tube, rubber stem, (Use with rim flap, part# RF2)	22.50	each
RSH3	21", Heavy duty tube, rubber stem. For wooden or wire wheels. (Use with rim flap, part# RF3)	24.95	each
RSH4	20 X 6.00 tube, rubber stem, (30 X 5). For 20" split rim Ton Truck wooden wheels (Use with rim flap, part# RF4)	44.95	each
RSH5	23 X 5.00 (32 X 4-1/2) rubber stem tube (Use with rim flap, part# RF2)	36.95	each

## REPLACEMENT PARTS, for TUBES

ST-CAP	Value stem cap. Nickel plated, small dome head style top that threads on top of rubber or metal stem tubes.	1.50	each
ST-CAPR	Value stem cap. Black plastic, small dome head style top that threads on top of rubber or metal stem tubes.	.30	each
ST-CAPT	Value stem cap. Nickel plated prong head style for rubber or metal stem tubes. Top end of cap can be used to remove value stem core to deflate the tube.	1.50	each
ST3-3/8	Metal stem only, (brass stem): 3-3/8" stem replacements for wooden wheels Ready to vulcanize to your tubes	9.25	each
ST2	Metal stem only, (brass stem): 2" stem for wire wheels	9.25	each



**RIM  
FLAPS**



**RUBBER  
STEM  
TUBES**



## GAS TANKS

2900	Gas tank, end outlet, with attached mounting brackets. 10-3/4" diameter X 28" long. 10 gallon capacity.	1909-11	TEMPORARILY UNAVAILABLE
2900T	Gas tank, end outlet with attached sediment bowl and mounting brackets 10-3/4" diameter X 28" long. 10 gallon capacity.	1911-12	TEMPORARILY UNAVAILABLE
2900TA	Gas tank, center outlet, with attached mounting brackets, 10-3/4" diameter X 28" long. 10 gallon capacity.	1912-13	TEMPORARILY UNAVAILABLE
2900TB	Torpedo gas tank & cap, with attached mounting brackets, 14" diameter X 23" long. 10 gallon capacity.	1911	TEMPORARILY UNAVAILABLE
2900TC	Torpedo gas tank & cap, 14" diameter X 23" 10 gallon capacity. Brackets sold separately. Brackets (part# 2900SS) sold separately.	1912	TEMPORARILY UNAVAILABLE
2900TD	Coupe and Sedan tank, 8" high, 18-3/4" wide, 17" long. 10 gal.	1916-25	179.95 each
2900TE	Round gas tank, 10-3/4" diameter X 28" long. 10 gallons	1913-20	169.95 each
2900TF	Oval gas tank, 9" high, 13" wide, 28" length. 9-1/2 gallon capacity. (Used on cars from 1920-1925 but was also used on 1926-27 Fordor sedans and all Ton Trucks).	1920-25	169.95 each

## SPEEDSTER GAS TANKS

2900FSR	Speedster steel gas tank, round, unpolished brass filler neck, cap, and threaded outlet. 10-1/2" dia, 28" long, 10 gallon, 1909-27	TEMPORARILY UNAVAILABLE
2900FSO	Speedster steel gas tank, oval, with unpolished solid brass filler neck, cap, and outlet, Accessory, NOTE: shipped unassembled so the individual restorer can decide where best to place the filler neck and outlet. American made, All tanks are excellent quality reproductions. (For use with mounting blocks #NO813 and straps #NO827) 16-5/8" high, 10-1/4" wide, 28-1/4" long 1912-13 gallon capacity.	1909-27 445.00 each
NO813	Gas tank mounting blocks, For use with #2900FSO	70.00 pair
NO827	Gas tank support straps, For use with #2900FSO	85.00 pair
2900BR19	Brass Speedster Gas Tank, 19 Gallon. All new reproduction, polished brass gas tank with brass mounting straps. Polished brass low fin gas cap. Length - 28", Diameter - 14". Polished brass mounting straps, brass with bead strengthening ribs, Recessed filler neck fits Model T size hi-fin, low fin or accessory wing caps. Mounting bracket feet are 21-3/4" apart, center-to-center. Special order, call on lead time.	1909-27 1499.00
2900BR9	Brass Speedster Gas Tank, 9 Gallon. All new reproduction, polished brass gas tank with brass mounting straps. Polished brass low fin gas cap. Length - 28", Diameter - 9-3/4". Polished brass mounting straps, brass with bead strengthening ribs, Recessed filler neck fits Model T size hi-fin, low fin or accessory wing caps. Mounting bracket feet are 21-3/4" apart, center-to-center. Special order, call on lead time.	1909-27 1299.00
2900ST19	Speedster Steel Gas Tank, 19 Gallon. Same tank as above but made of steel. Special order, call on lead time.	1909-27 599.00
2900ST9	Speedster Steel Gas Tank, 9 Gallon. Same tank as above but made of steel. Special order, call on lead time.	1909-27 499.00

## GAS TANK SUPPORT BRACKETS

**Lang's Tech Tip!** When mounting the tank support brackets to the frame be sure to only tighten the bolts to point where they are snug but won't rattle. If you over-tighten them bracket will not be able to slightly move as the car frame flexes which can cause the bracket to dent the gas tank.

2900SS	Torpedo brackets, saddles and straps.	1912	TEMPORARILY UNAVAILABLE
2900SBO	Oval tank support brackets for gas tank	1920-25	30.50 pair
2900SBR	Round tank support brackets for gas tank	1913-20	27.50 pair
2900MS	Gas tank nut and bolt set, for mounting brackets to frame. Set of 3 bolts and 3 castle nuts used on all 1909-25 tanks plus 26-7 fordor and chassis	1909-25	6.75 set
2900CB	Bolt set for Oval and Round gas tank brackets, used to tighten the brackets around the gas tank.	1913-25	.70 set







290PAD



2917



2918A



2925



2900CVG

## COWL VENT GASKET

2900CVG Cowl vent gasket, rubber, mounts under cowl door. 1926-27 3.85 each

## GAS TANK PADS

290PAD Strap pads for cowl mounted gas tanks. Rubber pads placed between the tank and mounting straps. (1 pair required per car). 1926-27 9.85 pair

2925 Special cupped washer that slides on the gas tank support strap against the firewall for all cowl gas tanks, 2 per car. 1926-27 2.50 each

2902-COV1 Tudor Sedan Gas Tank Cover. This is a hard cardboard cover that goes on top of the gas tank under the drivers seat. These pads were originally included with these cars at time of purchase. Stops rattling and keeps out the dust and dirt. 1924-25 16.95 each

2902-COV2 Coupe or Fordor Sedan Gas Tank Cover. Hard Cardboard. 1924-25 20.75 each

2917 Gas tank pad, webbed material. Upper pad for gas tank which goes between tank and upper part of cowl. 1926-27 6.45 each

2918 Gas tank pad, original style cardboard pad that goes between the gas tank and cowl, used on all 1926-27 except fordor and trucks. 1926-27 24.95 each

2918A Front pad for 1926 gas tank, webbing strip style pad that goes between the tank and the firewall. 1926 9.95 each



2918



2902-COV1



2902-COV2

## FUEL LINE FILTER

2902FiLT Fuel filter kit, in-line fuel filter kit a must for old dirty gas tanks, stops rust and debris from going into the carburetor. This is a good safety item for your T. It prevents loss of fuel supply to engine. This will work well on any year vehicle. Filter drum is approx. 2-3/8" long x 1-5/8" diameter 1909-27 11.95 set



2921  
2921E



2902FiLT

## OVERFLOW VENT and PIPES

2921E Overflow pipe set for cowl tanks only, complete with special mounting screw that holds this pipe to the tank outlet and a hook shaped clamp that holds the pipe to the bottom of the cowl. 3 piece set. Painted black. Early 1926 39.95 set

2921 Overflow pipe set for cowl tanks only, complete with special mounting screw that holds this pipe to the tank outlet and a hook shaped clamp that holds the pipe to the bottom of the cowl. 3 piece set. Unpainted Late 1926 and 1927 33.95 set



2901BR



2901E



2901T

## GAS CAPS

2901E Gas Cap, Original style. This cast brass gas cap has the exact correct shape of the 1909 through early 1911 gas caps 1909-11 31.50 each

2901BR Gas cap, early recessed style, solid brass, less expensive reproduction style. (shaped like the 1911-23 caps, can be used on all years) 1909-27 8.75 each

2901T Gas Cap, winged cap for torpedo roadsters, solid brass. 1911-12 65.95 each

2901Ci Gas Cap, cast iron, originally used cars from Nov.. 1911 through Jan. 1912 and then again from Nov. 1915 thru Dec. 1917. 1911-17 44.95 each

2901 Gas Cap, NEW REPRODUCTION, early recessed style, made exact to the original Ford print! Zinc die cast as original. Includes gasket. (1912-14 was this shape but it was originally made of aluminum) 1912-14 and 1918-23 7.85 each

2901BQ Gas cap, 2 piece with air vent splash guard as original, die cast metal, excellent quality. 1924-27 41.50 each

2901G Gas cap gasket. 1909-27 .35 each



2901



2901CI



2901BQ



2901G

## SEDIMENT BOWL



**NOTE:** 1906-1925 Sediment bowls do not include the drain valve (petcock.)

2902	Brass sediment bulb (bowl), threaded style.	1909-10	69.95	each
2902NRS	Sediment bowl (bulb) for gas tank, brass	1906-08	66.95	each
2902AB	Torpedo and open runabout sediment bowl, brass.	1911-12	69.95	each
2902B	Sediment bowl (bulb) and shut off, AMERICAN MADE, Made of brass to be correct for early cars, but can be painted to look correct for the later cars that were cast iron. This sediment bulb mounts under the gas tank. It fits all 1912-25 models and 26-27 fordor, sedans, and trucks that have frame mounted tanks. It WILL NOT work on cowl mounted tanks. Includes lead gasket and sediment bowl screen. NOTE: sold without drain petcock	1912-27	63.95	each
2902CBQ	Sediment bulb and shut off for gas tanks mounted in the cowl. Cast Brass and black powder coated to prevent corrosion. This is a excellent reproduction made in USA. Complete, assembled and ready to install, includes 2902C-PACK, 2905B 2903CSC and 2908B. NOTE: 1926-27 fordor sedans and commercial chassis use Part# 2902B.	1926-27	59.95	each

## SEDIMENT BOWL REPAIR PARTS

2902HT	Sediment bowl handle remover, prevents mushrooming the end.	1912-25	4.95	each
2902C-PACK	Replacement packing for 1926-27 sediment bowl handle	1926-27	3.50	each
2903SC	Sediment bowl screen. This screen is soldered onto the outlet of the sediment bowl. Keeps dirt and sediment from entering the fuel line.	1912-25	.95	each
2903CSC	Sediment bowl screen, for firewall mounted (cowl) cast iron sediment bowl only. Used on all 1926-27 cars except the fordor sedans. This screen fits inside of the bowl. Simply unscrew the drain valve and insert. Prevents dirt and sediment from getting into your carburetor.	1926-27	5.25	each
2905	Sediment flange lead gasket.	1912-25	1.20	each
2905B	Sediment flange lead gasket.	1926-27	1.50	each

## PETCOCKS for SEDIMENT BOWL (Drain Valve)

2907	Stopcock, fuel line shut off, brass, excellent quality. For early bowls.	1909-12	58.95	each
2908OR	Petcock, drain valve for bottom of the sediment bowl, brass, original style. For gas tanks that mount under the seat only. Excellent reproduction.	1909-27	12.95	each
2908B	Petcock, drain valve for bottom of the sediment bowl, brass, original style. For gas tanks that are mounted in the cowl only. This is an excellent reproduction.	1926-27	32.95	each
2908RE	Petcock, brass, not an original style but less expensive. Only for gas tanks that mount under the seat.	1909-27	7.95	each

## FUEL FITTING LUBE AND SEALANT

2902LUB	Fuel fitting lube and sealant, high quality aviation fuel valve lubricant. Perfect for gas line sediment bowls. Helps stop leaks at shut off valves, radiator & oil pan petcocks and gas line pack nuts. five ounce tube.	1909-27	19.95	each
TIMESAV-Y	Lapping Compound, "TimeSaver" Brand, Yellow #100 Very Fine FOR SOFT METALS. Recommended for fitting babbitt bearings, brass shut off valves, and bronze bearings, powdered form to be mixed with oil. Guaranteed not to embed, 3 ounce can.	1906-27	10.25	each

## INTERNAL FILTER FOR GAS TANK

2903BSC	Internal filter screen for gas tanks that are mounted under the seat. Presses into the gas shut-out valve where it goes into the gas tank. Prevents sucking gas off the bottom of the tank, and keeps dirt and sediment out of the gas lines. (This is not for use on gas tanks that are mounted in the cowl)	1909-27	8.25	each
---------	---	---------	------	------



## ELECTRONIC FUEL VALVE SHUT OFFS

Electronic fuel valve shut off, modern style. Shuts off the fuel to the carburetor with the ignition switch, battery disconnect switch, or an under the dash toggle switch. No more forgetting to turn off the manual valve. Easy to install, includes everything needed for installation and instructions. Mounts under the hood. Splices into the 1/4" fuel line that runs from the firewall to the carburetor.

A-EFV-6	Electronic fuel valve shut off, modern style, 6 volt.	76.95	each
A-EFV-12	Electronic fuel valve shut off, modern style, 12 volt.	79.95	each

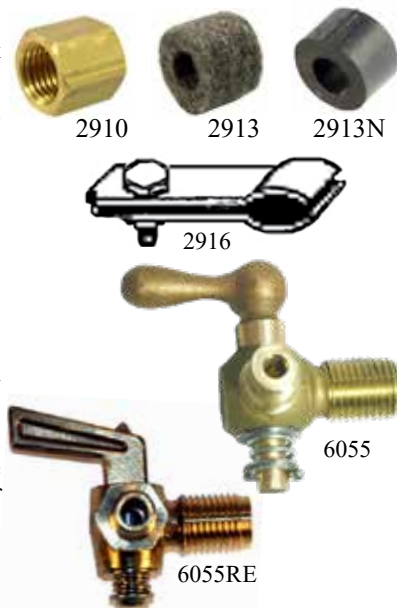


2909 2909BR

## FUEL LINE and Parts

2909BR	Gas fuel line only, original brass, line from tank to carburetor.	1909-17	19.95	each
2909	Gas fuel line only, steel as original, from tank to carburetor. Used on cars with gas tank under seat. Used with oval or round tanks.	1917-27	3.95	each
2909B	Gas fuel line only, steel as original, from tank sediment bowl to carburetor. This 1926-7 gas line is only to be used on T's with the gas tank in the cowl.)	1926-27	2.95	each
2909V	Vaporizer fuel line, steel, with bending instructions.	1926-27	2.95	each
2910	Gas feed pipe pack nut, brass, 2 per car.	1909-27	1.75	each
2913	Feed pipe felt, with part# 2910 pack nut to prevent leaks	1909-27	.75	each
2913N	Feed pipe gasket, neoprene, replaces felt gasket #2913.	1909-27	.50	each
2916	Gas line clamp, steel. 2 piece clamp with bolts and nuts. Holds gas line in place. Attaches to the front bolt inside the frame where the emergency brake cross shaft attaches to the frame.	1921-25	3.75	each

2909B 2909V



## GAS LINE SHUT OFFS

6055	Gas line shut off valve, brass. Excellent quality vintage looking accessory. Replaces the right angle inlet connection (elbow) going into the carburetor with a safety shut off valve. Requires no modifications! A must to prevent leaks when T's are in garages.	1909-27	41.95	each
6055RE	Gas shut off valve, brass. Modern looking accessory. Replaces the right angle inlet connection going into the carburetor. Excellent safety accessory to shut off fuel when storing your T.	1909-27	19.95	each



## GAS TANK SEALER

2901TS	Gas tank sealer, 1 quart can, compatible with modern gasoline that contains ethanol. NOTE: Hazardous material, can not be shipped via air.	1909-27	44.95	each
--------	--	---------	-------	------

## GAS TANK RESTORATION KIT

This kit provides you with everything to clean, prep and seal an old gas tank. More thorough than just the tank sealer, the kit gives you a specific cleaner to remove the gummy sludge normally left over in a old gas tank, a cleaner to remove rust, the gas tank sealer and fuel preservative. Kit Contains:

- #POR-MC -POR-15 CLEANER DEGREASER™ to remove gum, sludge, varnish
- #POR-MR - METAL PREP™ to remove rust & prepare tank for sealer
- #2901TS - Gas Tank Sealer to permanently seal tank
- #FUEL-STABLE - Preserves gas so it will not go bad and keeps system clean
- DETAILED INSTRUCTIONS

GAS-TRK	Gas tank restoration kit.	1909-27	85.15	kit
---------	---------------------------	---------	-------	-----

## METAL READY PREP

Gently etches metal surfaces including steel, aluminum and polished surfaces. Provides the best adhesion for paint and primer. Ideal surface for coatings such as POR-15® and other paints and primers. Neutralizes any rust. Not caustic, corrosive, toxic or flammable.

POR-MR	Metal Prep, 1 quart spray container	18.95	quart
POR-MRGAL	Metal Prep, 1 gallon jug	33.50	gal



POR-MR

POR-MRGAL



## POR-15 CLEANER - DEGREASER, All Surface

POR-15 CLEANER - DEGREASER™ removes grease, oil, mildew, algae, soap, wax, etc., leaving no residues. Clean canvas, vinyl, nylon, auto parts and more. Water based.

POR-MC	POR-15 Cleaner - Degreaser, 1 quart container	13.95	quart
POR-MCGAL	POR-15 Cleaner - Degreaser, 1 gallon container	25.50	gal



## FUEL PRESERVATIVE AND STABILIZER

**FUEL-STABLE** Gas preservative and stabilizer for gas/ethanol. When fuel sits for weeks or months at a time it breaks down chemically. Bad fuel will cause varnish and gum that can cause problems in your carburetor and fuel system. This product prevents that, keeping fuel fresh for up to 2 years. This 8 ounce container does 20 gallons. 8.75 each



FUEL-ADD



48103X

## FUEL ADDITIVE -LEAD SUBSTITUTE

**FUEL-ADD** Lead Substitute. Prevents valve & seat damage in engines designed for leaded gasoline (before mid 70's). Prolongs life of engines without updated valve seats and cleans carburetor deposits. 12 ounce bottle, treats up to 25 gallons. 11.95 each



FRAME RIVET SETS




## FRAME PARTS

48103X	Anti-Squeak pad for under body of coupe, roadster and pickup.	1926	5.50	each
2853RIVE	Front cross member rivet set, 25 piece set. Includes the early style with round head rivets. Used on cars that use leather radiator mounting pads	1909-1918	8.25	set
2853RIVL	Front cross member rivet set, 25 piece set. flat head rivets.	1919-25	8.25	set
2854RIV	Rear cross member rivets. 22 piece set	1909-27	8.25	set

The 2859, 2860 and 1125 frame brackets mount to the front top corners in front of the cross member. They stiffen the connection from the frame side rail to the front cross member and form the cap on the end of the frame side rail.

2859E	Frame front corner bracket, driver's (left) side. Car chassis	1909-19	34.95	each
2859L	Frame front corner bracket, driver's (left) side. Car chassis	1920-25	34.95	each
2860E	Frame front corner bracket, passenger's (right) side. Car chassis	1909-19	34.95	each
2860L	Frame front corner bracket, passenger's (right) side. Car chassis	1920-25	34.95	each
1125B	TT, Ton Truck, Frame front corner bracket, passenger's side	1918-27	34.95	each
1125C	TT, Ton Truck, Frame front corner bracket, driver's (left) side	1918-27	34.95	each
2861E	Frame space bracket, for inside rear cross member, left	1909-13	33.25	each
2862E	Frame space bracket, for inside rear cross member, right.	1909-13	33.25	each



## FRAME BODY MOUNTING BRACKET

2863	Body bracket that rivets on frame, pressed steel. 1909 uses 6, 1910-25 uses 4, 1926-7 uses 6 (riveted to frame with #2863RIV)	1909-27	19.95	each
2863U	Body bracket that mounts on frame, USED.	1909-27	18.50	each
2863RIV	Body bracket to frame rivets. 8 piece set	1909-27	3.00	set
3601	Rear frame to body brackets, pair. Mount to rear cross member and side rail, cast. The body mounting bracket then bolts to this.	1909-10	59.95	pair
3601C	Rear frame to body brackets, rear cross member mount, cast	1911-13	59.95	pair

## BODY MOUNTING BRACKET on BODY SILL

3601AC	Body bracket, cast steel, curved style, 1909 uses 4, 1910 uses 6.	1909-10	42.95	set
3601T	Body bracket, front right and left, 2 per car, torpedo roadster	1911	34.95	each
3601A	Body bracket, 6 per car. stamped steel, curved style	1911-16	25.75	each
3601B	Body bracket, used 4 or 6 depending on body	1917-25	21.50	each
3601D	Body mounting bracket, Front, Driver's side	1921-25	34.95	each
3601E	Body mounting bracket, Front, Passenger's side	1921-25	34.95	each



## BODY MOUNTING BOLT SETS

3602E-FS	Body bracket to frame bracket bolt and nut set, 12 piece.	1909-13	3.95	set
3602S	Body bracket to frame bracket bolt and nut set, 12 piece.	1913-25	3.75	set
3603BS	Body bracket to wood sill mounting bolt, nut and lock washer.	1909-16	.35	each
3603S	Body bracket to wood sill mounting bolt, nut and lock washer.	1917-25	.25	each



## FRAME TO BODY SHIMS

**BSHK** Body to frame shims. These adjust body on frame so doors open and close properly. Use between frame and body mounting brackets. Package of ten 1909-27 6.25 pkg

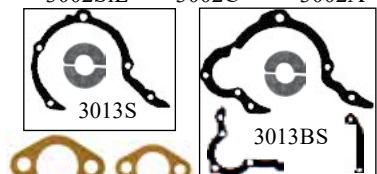
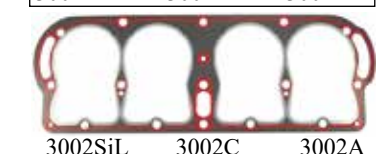
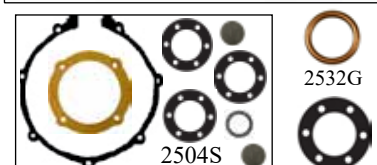
## BODY BLOCK SETS

3600A	Touring body block set.	1926-27	44.95	set
3600B	Coupe and Roadster body block set.	1926-27	51.95	set
3600C	Tudor body block set.	1926-27	58.95	set



## GASKETS

2504	Rear axle case paper gasket	1913-27	1.75	each
2504S	Rear end gasket set, 8 piece set.	1913-27	4.50	each
2532GBR	Oil drain plug gasket. Solid brass as original.	1909-27	1.10	each
2532GC	Copper differential housing oil plug gasket.	1909-27	.75	each
2532G	Differential housing oil plug gasket.	1909-27	.20	each
2580	U-Joint gasket, one per car	1909-27	1.15	each
2583G	Roller bearing housing gasket	1911-27	.50	each
2901G	Gas cap gasket.	1909-27	.35	each
3002SiL	Premium Head gasket, Steel/Silicone. A solid steel core inside heavy-duty high density gasket material coated with silicone and high temperature silicone sleeves around all water passages. Install with NO additional sealants. (Will not work with "Z" high compression heads part#3001H-14 or 3001HCH)	1909-27	25.50	each
3002SSiL	Gasket set with Premium Steel/Silicone Head Gasket, see 3002SiL above, includes all gaskets for motor, transmission, pan, and manifold, 30 piece	1909-27	56.95	set
3002C	Copper head gasket	1909-27	28.95	each
3002SC	Gasket set with copper head gasket, includes all gaskets for motor, transmission, pan, and manifold, 30 piece	1909-27	59.95	set
3002A	Steel asbestos head gasket	1909-27	17.95	each
3002SA	Gasket set as above but has a steel asbestos head gasket	1909-27	48.95	set
3002NH	Gasket set as above but without head gasket	1909-27	34.95	set
3005	Cylinder outlet connection gasket	1909-27	.35	each
3013S	Timing cover (cylinder cover) gasket set, 3 piece.	1909-18	3.65	set
3013BS	Timing cover (cylinder cover) gasket set, 5 piece.	1919-27	3.50	set
3018	Cylinder water lower inlet gasket.	1909-27	.35	each
3063MC	Manifold copper clad gasket set, 3 in 1 style. 8 piece set. This also includes glands that set into the exhaust and manifold ports for excellent quality and fit. This gasket set is recommended because it is easier to install than the original style. The gland rings hold the manifold in place to help prevent the manifold from bending as it is constantly being heated and cooled. This can be used on straight or slightly bent manifolds.	1909-27	16.75	set
3063-64	Manifold gasket set, original type with gland rings. The gland rings go into all the engine block ports holding them in place to help prevent the manifold from bending as it is constantly being heated and cooled. Will only work with straight manifolds.	1909-27	8.65	set
3063-3	Manifold gasket set, 3 in 1 type. Made from a stamped, flat asbestos like material. Recommended for use with bent manifolds because the glands on the other styles of gaskets will not allow a bent manifold to line up properly.	1909-27	2.75	set
3063	Manifold gasket copper ring only, set of 6	1909-27	4.75	set
3064	Manifold gasket gland ring only	1909-27	.80	each
3070-71B	Crankcase to cylinder gaskets, 2 piece set.	1909-27	2.50	pair
3080BC	Copper drain plug gasket,	1909-27	.75	each
3080B	Crankcase drain plug gasket, fiber	1909-27	.20	each
3102B	Crankcase lower cover gasket.	1912-24	3.75	each
3102C	Crankcase lower cover gasket.	1924-27	3.65	each
3111B	Cylinder valve cover gasket, 2 piece.	1912-21	2.25	pair
3111C	Cylinder valve cover gasket, 1 piece.	1921-27	2.45	each








# ENGINE REPAIR AND RESTORATION BOOK

RM3 The Ford Engine, Repairing and restoring the Model T Ford, 54 pages, many photos and illustrations. Prepared by the Model T Ford Club of America. 1909-27 12.00 each



RM3

## VACUUM DIAGNOSTIC GAUGE for MODEL T

Helps diagnose many of your Model T's performance issues without having to rely on trial and error guesswork! It will help you find the cause of such problems as why your car runs erratically, won't idle, low compression and more.

This tool allows you to diagnosis: worn intake valve guides, burned valves, sticking valve(s), clogged or restricted exhaust, intake manifold leak, late valve timing, worn, leaking or bad rings and several other engine related problems. The kit includes the gauge and everything needed for installation. It also includes a diagnostic chart.

It fits between the carburetor and intake manifold. Simply loosen the bolts without actually removing the carburetor and slide it in place. Nothing needs to be removed, replaced or modified. It can be used temporarily or left in place as a diagnostic tool.

It allows you to perform maintenance and repairs based on what your car actually needs and not what you guess it needs.

T-VAC Vacuum Diagnostic Gauge for Model T. 1909-27 67.50 kit



T-VAC

## HEAD GASKETS and ENGINE GASKET SETS

**NOTE:** the manifold gaskets that are included in the following sets are the 3-in-1 two piece style, Part# 3063-3

3002SIL Premium Head gasket, Steel/Silicone. This head gasket has a solid steel core inside heavy-duty high density gasket material coated with silicone and high temperature silicone sleeves around all water passages. Install with NO additional sealants. (Will not work with "Z" high compression heads part# 3001H-14.) 1909-27 25.50 each

3002SSiL Gasket set with Premium Steel/Silicone Head Gasket, (see the description of part# 3002SIL). Includes all gaskets for motor, transmission, pan, and manifold, 30 piece 1909-27 56.95 set

3002SC Motor and transmission gasket set with copper clad head gasket Part#3002C, includes all gaskets for motor, transmission, pan, and manifold, 30 piece set. 1909-27 59.95 set

3002C Copper head gasket only, Copper clad with copper fire rings, gray filler made from modern head gasket material. 1909-27 28.95 each

3002SA Gasket set as above, with steel head gasket. 1909-27 48.95 set

3002A Steel head gasket only. 1909-27 17.95 each

3002NH Gasket set as above, without head gasket. 1909-27 34.95 set

3002OH4 Overhead head gasket, fits Rajo 4 valve head, Copper clad 1909-27 175.00 each

3002OH8C Overhead head gasket, fits Rajo, Frontenac, and any 8 valve overhead set-up, copper clad. 1909-27 59.95 each



3002SC 3002SSiL 3002SA



3002SiL 3002C 3002A



3002OH4



3002OH8C

## GASKET SEALER

GASK-SEAL Gasket sealer, use to replace any gaskets including felt and other cut gaskets, forms a leak proof seal. Resists oil, grease, water, antifreeze, and transmission fluid. More flexible than conventional gaskets. It is also a hi-temp sealant and can be used on manifolds, mufflers and exhaust pipes. 3 ounce tube. 1909-27 9.75 each

S-SEAL Silicone sealant, used on gaskets to end engine oil leaks. 3 oz. 1909-27 7.75 each



GASK-SEAL

S-SEAL

## MOTOR NUT SET

3000NS Motor and transmission castle nut set, 36 piece set. Mounts oil pan to the engine and transmission. 1909-27 14.95 set



3000NS

Used and NOS Parts  
Call for Availability

*Lang's*

Technical Support  
978-939-5500

57

## HEADS

Note: Low heads are 2" tall and high heads are 2-11/16" tall, from the head gasket surface to under the head of the head bolt.

3001U Cylinder head, USED, high style, but can be used on any year engine, ford script, (original on 1918-25), glass bead blasted. 1918-25 99.00 each




3001U

## HIGH COMPRESSION HEADS

High Compression Aluminum Head, 8-1. Modeled after the proven old Sherman Head style combustion chamber which had a compression ratio of 8 to 1. This is a "High" style head for use with 1918-1927 T's. U.S.A.

- Increases your horsepower, more power to go up hills.
- Casting is made from 356 Aluminum and specially heat-treated.
- Holds approximately one quart of extra water for cooling.
- Requires no modifications to your engine, just remove your old head and bolt this on. Uses standard head gasket.
- This head is built to be used only with standard pistons,
- Outside is similar to the original Model T heads, Has no Ford Script like 1926-1927 heads. Only weights 12-1/2 pounds




3001HP-14

3001HP High Compression Aluminum Head, 8-1, Sherman style, uses standard spark plugs 1918-27 400.00 each

3001HP-14 High Compression Aluminum Head, 8-1, Sherman style, uses 14MM spark plugs for a better heat range for the higher compression. 1918-27 400.00 each

High Compression Aluminum Head, "Z" style combustion chamber. High Style. Head has complete original appearance when installed. Use only with stock pistons and stock T spark plugs. This head cannot be used with high compression pistons. 6 to 1 compression ratio, extra water capacity, adds approximately 7 Hp. No modifications to your engine are required. Uses standard Model T head gasket.



3001HCH AND 3001H-14

3001HCH High Compression Aluminum Head, "Z" style chamber. High Style 1918-27 375.95 each

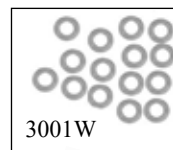
3001H-14 Aluminum high compression head, same as above high style head, but for use with 14mm modern style spark plugs. 1918-27 375.95 each

3001MBH Bolt & washer set: for installation of any HIGH style aluminum head. Part# 3001HCH and 3001H-14. 1909-27 22.95 set

3001MBL Bolt & washer set: for installation of any LOW style aluminum head, The low style head is no longer available. 1909-27 20.95 set

3001W Special washers only for use with original head bolts on any aluminum head. They prevent the bolts from digging into the head. 1909-27 2.10 set

3001AHS Aluminum Head Saver. This is recommended to be installed in coolant system, this sacrificial anode will dissolve instead of your aluminum head. 1909-27 9.50 each



3001W



3001MBH



3001AHS



3003

3003B

3003C

## HEAD BOLTS

3003 Low cylinder head bolt, original size and shape. Heat treated bolt, 2-3/4" from under the head to the end of the bolt. 1909-17 1.95 each


3003S Low cylinder head bolt, set of 15 bolts. 1909-17 25.95 set

3003B High cylinder head bolt, original size and shape. Heat treated, 3-1/4" from under the head to the end of the bolt. 1918-27 1.55 each

3003BS High cylinder head bolt, set of 15 bolts. 1918-27 23.95 set

3003C Nickel plated cylinder head bolt, domed head, heat treated, 3-1/4". Original for 1926-27 cars, but can be used as an accessory on any high cylinder head 1926-27 1.75 each

3003CS Nickel plated cylinder head bolt, set of 15. 1926-27 23.95 set



3003S

3003BS

3003CS



2335U

## SPARK PLUG & HEAD BOLT TOOLS

2335U Spark plug & head bolt wrench, USED. 1909-27 20.00 each

3003T Head Bolt Removal Kit. Reproduction of a Stevens tool. Use to drill out broken head bolts using special drill guide. (Includes drill and drill guide) 1909-27 24.95 kit



3003T



## ACCESSORY THERMOSTAT

Mounts between the head and water outlet connection, no modifications required. Not visible after installation. Thermostat mounting include gasket.

A-TH60	160° Thermostat, for cars without water pump, includes gasket	1909-27	8.25	each
A-TH80	180° Thermostat, for cars with water pump, includes gasket	1909-27	8.25	each
A-THGASK	Gasket only for use with thermostat.	1909-27	1.95	each


## WATER OUTLET CONNECTIONS

3004	Cylinder head water outlet, for use with a brass radiator, upper connection, cast iron. Connects radiator hose to cylinder head at top of the engine.	1909-16	23.95	each
3004B	Cylinder head water upper outlet connection, reproduction	1917-25	24.50	each
3004E	Cylinder head water upper outlet connection with fan bracket. This assembly is complete with the outlet, the eccentric, and the eccentric plate which allows you to adjust your fan belt. The Eccentric Plate is laser cut steel. The castings are bronze and will never rust out like the originals. Excellent quality.	1926-27	104.00	each
3005	Cylinder upper outlet connection gasket.	1909-27	.35	each
3008E	Cylinder upper outlet connection bolts, special thick head bolts.	1909-13	11.95	pair
3008	Cylinder upper outlet connection bolts.	1914-27	1.05	pair
3008-3112D	Domed head engine bolt set for august 1926 to end of production in 1927. 13 piece set which includes; 2 water inlet bolts, 2 water outlet bolts, 2 front motor mount bolts, 1 Generator bracket mounting bolt, 4 Manifold Mounting bolts, 2 Valve Cover Bolts. Originally these were nickel plated steel bolts but are now offered in stainless steel.	1926-27	49.95	set
3008D	Domed head cylinder upper outlet connection bolt. Stainless steel. Used from August 1926-1927	1926-27	7.90	pair



## TIMING GEAR COVERS

3009	Timing gear cover, used with 2- piece timer only, cast iron	1909-11	345.95	each
3009CU	Timing gear cover, USED, bead blasted.	1919-25	29.00	each
3009DU	Timing gear cover, USED, bead blasted.	1926-27	29.00	each
3009BS	Timing gear cover bolt set. For cars with NO generator	1912-21	8.95	set
3009CS	Timing gear cover bolt set. For cars with generator	1919-21	11.95	set



## FRONT SEALS, REPAIR SLEEVE and GASKETS

3012	Crankshaft front seal, original felt style, 2 piece.	1909-27	1.00	pair
3012RE	Crankshaft front seal, ROPE STYLE. This is a narrower rope for the early Fords. Ford switched to this style seal in 1928 for a better seal than the felt style. 2 piece set allows easy installation	1909-13	10.75	each
3012R	Crankshaft front seal, ROPE STYLE, Better seal than the felt style, Ford switched to this style seal in 1928. Two piece set allows easy installation.	1913-27	3.25	pair
3012M	Crankshaft front seal, modern neoprene style, requires removal of lower crankshaft pulley and crankshaft to install.	1909-27	5.95	each
3012SL	Crankshaft Front Seal Repair Sleeve. Thin sleeve that slides over front of the crankshaft (under where the front seal rides) to give a smooth surface to a worn crank. Helps prevent oil leaks. Presses on and held in place with lock-tight. Use a length of pipe or tubing to press in place.	1909-27	39.95	each
3013S	Timing cover (cylinder cover) gasket set, 3 piece for engines without generator. Includes part# 3012 (2 piece) and 3013.	1909-18	3.65	set
3013BS	Timing cover gasket set, 5 piece set for engines with generator. Includes part# 3012 (2 piece), 3013B, 3013C, and 3017C.	1919-27	3.50	set
3013	Timing cover gasket, for engines without generators	1909-18	1.75	each
3013B	Timing cover gasket, for engines with generator.	1919-27	1.75	each
3013C	Timing cover, half cover gasket. Goes between the front timing cover and the timing gear side cover.	1919-27	.95	each
3017C	Timing gear side cover gasket. The gasket that goes between the front timing side cover and the block.	1919-27	.60	each





## WATER INLET and TIMING SIDE COVER

577	Water Pump Inlet Connection Assembly, Goes between the radiator and the original water pump on first 2500 Model T's. Rough casting, undrilled	1908-09	120.00	each
3015	Cylinder water lower inlet connection	1909-27	34.95	each
3016E	Cylinder inlet connection bolts, special thick head bolts.	1909-13	12.95	pair
3016	Cylinder water inlet connection bolts.	1914-27	1.05	pair
3016D	Domed head cylinder inlet bolt. Stainless steel. Used from August 1926-27	1914-27	7.90	pair
3017C	Timing gear side cover gasket, the gasket that goes between the front timing side cover and the block.	1919-27	.60	each
3017U	Timing gear side cover, USED, bead blasted. This is the side cover where the generator is mounted.	1919-27	28.95	each
3018	Cylinder water inlet gasket.	1909-27	.35	each



## FREEZE PLUGS

3019	Freeze plugs, square drive hole, set of 3. steel	1909-13	3.75	set
3019BR	Freeze plugs, Solid Brass, set of 3.	1914-27	2.95	set
3019B	Freeze plugs for water jacket, Cadmium plated steel, set of 3.	1914-27	1.15	set

## PISTON BUSHINGS

3022-1/2	Piston pin bushing, .934 outside diameter, set of 8.	1909-23	14.95	set
3022C	Piston pin bushing, .872 outside diameter, set of 8.	1923-27	19.95	set

## PISTON POSITION SENSING KIT

3021SK	Piston Position Sensing Kit. A neat, inexpensive tool used to find top dead center for ignition timing and for bending timer rods..	1909-27	4.50	set
3021SKLED	Ignition timing indicator with LED. Makes finding TDC (top dead center) simple when adjusting your timing and bending your rods. Calibrated scale in 360 degrees. LED indicates when the timer is firing.	1909-27	85.50	each

## RING COMPRESSOR TOOL

3023X	Ring compressor tool	1909-27	18.75	each
-------	----------------------	---------	-------	------

## ALUMINUM PISTONS and RINGS



**Lang's Tech Tip:** When installing aluminum pistons the slot faces away from the camshaft.

Aluminum pistons, same style as original cast iron pistons, however the lighter weight reduces wear and tear on your engine. Complete with wrist pins. Sold in sets of four, fits all Model T engines from 1909-27.

Piston rings for these original style aluminum pistons. These rings have a one piece ring for easy installation. They are for pistons with a 1/8" ring groove. (Will not work with high compression pistons or pistons for use with Model A style connecting rods)



### PISTONS

3021STD	Pistons, standard size	1909-27	83.95	set
3021.020	Pistons, .020 oversize	1909-27	83.95	set
3021.030	Pistons, .030 oversize	1909-27	83.95	set
3021.040	Pistons, .040 oversize	1909-27	83.95	set
3021.060	Pistons, .060 oversize	1909-27	83.95	set
3021.080	Pistons, .080 oversize	1909-27	83.95	set



### GRANT BRAND RINGS

3023ASTD	Grant rings, standard size	1909-27	49.95	set
3023A.020	Grant rings, .020 oversize	1909-27	49.95	set
3023A.030	Grant rings, .030 oversize	1909-27	49.95	set
3023A.040	Grant rings, .040 oversize	1909-27	49.95	set
3023A.060	Grant rings, .060 oversize	1909-27	49.95	set
3023A.080	Grant rings, .080 oversize	1909-27	49.95	set



# HIGH COMPRESSION PISTONS and RINGS

High compression aluminum pistons, complete with wrist pins. These pistons will increase the power and pickup of any Model T engine. The lighter weight not only increases power, it will also save wear and tear on your engine. Available in standard, .020, .030, .040, .060, and .080 oversize. These pistons can not be used with accessory high compression aluminum heads. Fit all engines from 1909-27. NOTE: High compression pistons require special rings.

High compression piston rings, for use only with high compression pistons with 5/64" compression rings and 3/16" oil rings.

## High Compression Pistons

3021HCSTD	High compression pistons, standard	145.75	set
3021HC.020	High compression pistons, .020 o.s.	145.75	set
3021HC.030	High compression pistons, .030 o.s.	145.75	set
3021HC.040	High compression pistons, .040 o.s.	145.75	set
3021HC.060	High compression pistons, .060 o.s.	145.75	set
3021HC.080	High compression pistons, .080 o.s.	145.75	set



3021HC

## Rings for High Compression Pistons Only

3023HCSTD	Rings, standard	47.95	set
3023HC.020	Rings, .020 o.s.	47.95	set
3023HC.030	Rings, .030 o.s.	47.95	set
3023HC.040	Rings, .040 o.s.	47.95	set
3023HC.060	Rings, .060 o.s.	47.95	set
3023HC.080	Rings, .080 o.s.	47.95	set

# RINGS for CAST IRON PISTONS

Rings for original **CAST IRON PISTONS ONLY**, one piece oil ring for easy installation. For pistons with 1/4" ring groove.

3023CSTD	Rings, standard size.	45.95	set
3023C.010	Rings, .010 oversize.	45.95	set
3023C.020	Rings, .020 oversize.	45.95	set
3023C.030	Rings, .030 oversize.	45.95	set
3023C.040	Rings, .040 oversize.	45.95	set
3023C.060	Rings, .060 oversize.	45.95	set

# CONNECTING RODS, X-ed

Connecting rods, rebabbitted, These rods are X'ed (grooved) for better lubrication. For best lubrication use with 3024OD oil dip set. (One hole needs to be drilled in the cap to use the oil dip set.). Fit all engines from 1909-27.

NOTE: A rebuildable exchange rod core required for all connecting rods or a \$30.00 refundable core charge will be added. Rods must be the light weight style and complete with matched cap. Charges will be refunded for cores received within 90 days. Do not send your connecting rod wrist pin bolts. We pay \$10.00 for additional good cores.

3024RXSTD	Connecting rod, X'ed, standard.	1909-27	89.95	each
3024RX.010	Connecting rod, X'ed, .010 oversize.	1909-27	89.95	each
3024RX.020	Connecting rod, X'ed, .020 oversize.	1909-27	89.95	each
3024RX.030	Connecting rod, X'ed, .030 oversize.	1909-27	89.95	each



3023HCSTD

# CONNECTING RODS, NON X'ed

Connecting rod, NOT X'ed, Set of 4 are matched by weight Rebabbitted and machined as original. (NOT X'ed ) For best lubrication use with 3024OD oil dip set. (One hole needs to be drilled in the cap to use the oil dip set.

NOTE: A rebuildable exchange rod core required for all connecting rods or a \$30.00 refundable core charge will be added. Rods must be the light weight style and complete with matched cap. Charges will be refunded for cores received within 90 days. Do not send your connecting rod wrist pin bolts. We pay \$10.00 for additional good cores.

3024RNSTD	Connecting rods, NOT X'ed standard.	1909-27	89.95	each
3024RN.010	Connecting rods, NOT X'ed .010 oversize.	1909-27	89.95	each
3024RN.020	Connecting rods, NOT X'ed .020 oversize.	1909-27	89.95	each
3024RN.030	Connecting rods, NOT X'ed .030 oversize.	1909-27	89.95	each
3024OD	Connecting rod oil dips, improves oil lubrication by forcing oil into rod caps.	1909-27	13.75	set
3025S	Connecting rod cap bolt and nut set. Holds the cap to the rod. Can use with or without oil dippers. Check clearance of bolt to camshaft, these can hit the camshaft when using heavy early style rods. 16 piece set.	1909-27	73.50	set
3025	Connecting rod bolt and nut, 1 bolt and nut only.	1909-27	9.25	each
3027	Connecting rod shim set, 8 piece set, shims are the laminated style that can be peeled for fitting.	1909-27	6.45	set
3029	Wrist pin bolt. (Connecting rod clamp screw). Holds rod to wrist pin in piston. Has a thick head bolt with a hole. Requires 1 per rod.	1909-27	2.25	each




3024RN



3024OD



3025



3027

# FORGED CONNECTING RODS, See page 214

## SCAT CRANKSHAFTS:

One of the most respected and innovative manufacturers in the automotive aftermarket. The company has over 50 years of experience in design, manufacture, and engine building for the street and the track. The company's products are manufactured from the finest forgings, castings, and billet materials using the latest technologies and state-of-the-art equipment.

### SCAT COUNTERBALANCED CRANKSHAFT, Standard

Made of forged 4340 steel for grain flow direction which provides added strength and allows the crank to withstand higher torsional twist. Fully counterbalanced which cancels out much of the engine vibration and dampens the rest. Machined and heat treated.

This crank has the original 4" stroke with 1.2485" main journals and will bolt into your engine using the same pistons, rings, standard size connecting rods and standard size crankshaft main bearings as any Model T. Made in U.S.A.

3030CB SCAT Crankshaft, NOT drilled for pressurized oil 1909-27 1495.00 each

3030CBD SCAT Crankshaft, counter balanced. Standard stroke. This is drilled with straight shot oiling holes for pressurized oil. Requires an oil pump and internal piping to be added to the car. A Volkswagen oil pump adapter, VWS1, (sold separately), will allow you to use a VW oil pump being driven off the end of the cam shaft. 1909-27 1695.00 each



### SCAT STROKER

### COUNTERBALANCED CRANK, Increased Power

Scat STROKER counterbalanced crankshaft provides increased power. Increases the horse power of each stroke of the engine by increasing the length of stroke to 4.25" with 1.4985" rod journals and 1.590" main journals.

**NOTE:** This new design SCAT STROKER CRANKSHAFT now uses stock or high-compression Model T size pistons and rings.

Made of forged 4340 steel for grain flow direction which provides added strength and allows the crank to withstand higher torsional twist. Fully counterbalanced which cancels out much of the engine vibration and dampens the rest. Machined and heat treated. U.S.A.

Must be used with Scat H-beam connecting rods and heavy-duty crankshaft main bearing caps. Also requires an added spacer (part# 3102SPND) or deep sump oil pan (T4DP).

3030CBA SCAT Stroker Crankshaft, fully counter balanced. Increased stroke. NOT drilled 1909-27 1495.00 each

3030CBDA SCAT Stroker Crankshaft, fully counter balanced. Increased stroke length. This is drilled with straight shot oiling holes for pressurized oil. Requires an oil pump and internal piping to be added to the car. The adapter, Part #VWS1, will allow you to use a VW oil pump being driven off the end of the cam shaft. 1909-27 1695.00 each



3024CBT



### SCAT CONNECTING RODS

Connecting rods, for use with SCAT Stroker Cranks, part numbers 3030CBDA, and 3030CBA. All new, no core required. Model T bushed. These improved style lightweight rods have a H-Beam design and provide the strongest design with the lightest weight. Set of 4, Made in the USA.

- 100% machined and treated Chromoly High Tensile 4340 Forged Steel.
- Professionally Match Balanced into sets of 4 in house at SCAT.
- Rod length, 6.875 - Crank pin, 1.500 - Wrist Pin, .74 - Big end width, 1.000
- Cap screws are strong 3/8" ARP 8740.
- Includes Teflon buttons for the wrist pins which may require machining to fit.
- You can either rebabbitt your connecting rods or use new improved design modern insert bearings which are sold separately. They are available in four different sizes and can be easily replaced.



3025SCB

3024CBT Connecting Rods for SCAT STROKER CRANK, H-Beam 1909-27 595.00 set

3025SCB Replacement cap bolt for SCAT connecting rods only 1909-27 10.95 each

3026TB Teflon Buttons for SCAT connecting rod wrist pin. Replacement teflon button set, for ends of piston wrist pins, same lightweight button originally supplied with SCAT rods. They may require machining to fit. Set of 8. 1909-27 19.95 set




3026TB



## SCAT INSERT BEARINGS for CONNECTING RODS

These insert bearings are for use the SCAT connecting rods only, part# 3024CBT. Made from high-grade materials they provides efficient performance and ensures long lasting service life of connection rods. Easily replaceable. NOTE: These are not suggested to be used unless using a pressurized and filtered oil system.

3026STD	Insert Bearing set for Scat rods, Standard, 1.500 journal.	1909-27	85.00	set
3026.010	Insert Bearing set for Scat rods, .010 oversize, 1.490 journal.	1909-27	85.00	set
3026.020	Insert Bearing set for Scat rods, .020 oversize, 1.480 journal.	1909-27	85.00	set
3026.030	Insert Bearing set for Scat rods, .030 oversize, 1.470 journal.	1909-27	85.00	set



3026STD



3031STROKER

## SCAT HEAVY DUTY MAIN BEARING CAPS

3031STROKER Heavy duty main bearing cap set, for use with SCAT STROKER crankshaft ONLY. unbabbitted for use with only with a new SCAT STROKER crankshaft, part numbers 3030CBA or 3030CBDA). CNC machined from 1018 steel. No core required. You will need to babbitt these caps when you do the block to match the size of your new crankshaft. Set of 3. **Note:** These heavy duty main bearings require longer cap bolts, part number 3031SBS.

3031SBS	Bolt set for heavy main bearing caps.	1909-27	99.95	set
---------	---------------------------------------	---------	-------	-----



3031SBS

## OIL PAN SPACERS for USE WITH SCAT or MODEL A CRANKS

3102SPND Oil pan spacer for 4 dip oil pans. For use with a Scat Stroker or Model A crankshaft., Bolts between the oil pan inspection cover and the oil pan. Provides added clearance so the crank will not hit the inspection cover. Made of 5/8" thick, cast aluminum. Heat treated. Not drilled for bolts, some fitting required. NOTE: This is for use only with the later engines with a 4 dip pan.

T4DP-2	4 dip deep sump oil pan, extra oil capacity, aluminum. This is good for use with pressurized oil engines.	1924-27	109.95	each
		1924-27	96.95	each



3102SPND



T4DP-2

See More "SPEED EQUIPMENT" on page 211

## BEARING TOOLS and BABBITT

3024BT	Rod bearing babbitt mold. Allows you to pour your own babbitt.	1909-27	89.95	each
3024BJ	Rod boring jig.	1909-27	124.95	each
3031BT	Main bearing babbitt mold allows you to pour your own babbitt.	1909-27	89.95	each
3030T	Main bearing and connecting rod scraping tool, same tool as used in the 20's for fitting bearings to the crankshaft. Hollow ground with triangle blade.	1909-27	14.95	each

KRW-BBT Babbitt pouring blocks, set of 6. Place on engine block and use as a funnel when you are pouring babbitt. Reproduction of an original KRW tool.

R-BAB Babbitt for Model T engines, "Power Nickel" babbitt, very close to Ford's original recipe. 2 lb. ingot, 2 needed for one engine.

R-PLG3 Flexigauge, range .001-.003, takes the guess work out of measuring rod and main bearing clearance

R-PLG6 Flexigauge, range .002-.006

R-PLG9 Flexigauge, range .004-.009

R-PTX Permatex Prussian blue, marking dye for detecting high spots when fitting babbitted bearings.

TIMESAV-Y Lapping Compound, "TimeSaver" Brand, Yellow #100 Very Fine FOR SOFT METALS. Recommended for fitting babbitt bearings, brass shut off valves, and bronze bearings, powdered form to be mixed with oil. Guaranteed not to embed, 3 ounce can.



3024BT



3024BJ



3031BT



3030T

KRW-BBT



3030T



R-BAB

R-PLG9



R-PLG6



R-PLG3



R-PTX



TIMESAV-Y

## COUNTER WEIGHTS

3030CW Crankshaft Counter Weights, bolts on to stock diamond web crankshaft only. Mount between number 1 and 2 rod and between number 3 and 4 rods. Used to help engine run smoother. Crank and counter weights then must be balanced for proper use. This is a copy of an original accessory that was very popular in its day. 1909-27 149.50 set

## CRANKSHAFT SHIM

3030SHIM Crankshaft end play repair shim. Copy of an original accessory. This part bolts onto the front of the block and behind the crankshaft pulley and will help stop the crank from sliding back when the rear main thrust surface is worn. It will need to be machined to fit your engine. 1 per car 1909-27 19.75 each

## CRANKSHAFT MAIN BEARINGS

**NOTE:** A rebuildable exchange core required for all main bearing caps or a \$25.00 core charge will be added. Core charge will be refunded for cores received within 90 days. All these crankshaft bearings fit 1909-27 Model T's. Front main bearings are 1-5/16" long. Center main bearings are 2-1/32" long. Rear main bearings are 3-5/32" long.

### REAR MAIN BEARING CAPS

3031STD	Crankshaft rear main bearing cap, rebabbitted, standard	72.95 each
3031.003	Crankshaft rear main bearing cap, rebabbitted, .003 oversize	72.95 each
3031.005	Crankshaft rear main bearing cap, rebabbitted, .005 oversize	72.95 each
3031.010	Crankshaft rear main bearing cap, rebabbitted, .010 oversize	72.95 each
3031.020	Crankshaft rear main bearing cap, rebabbitted, .020 oversize	72.95 each

### FRONT MAIN BEARING CAPS

3032STD	Crankshaft front main bearing cap, rebabbitted, standard	67.00 each
3032.003	Crankshaft front main bearing cap, rebabbitted, .003 oversize	67.00 each
3032.005	Crankshaft front main bearing cap, rebabbitted, .005 oversize	67.00 each
3032.010	Crankshaft front main bearing cap, rebabbitted, .010 oversize	67.00 each
3032.020	Crankshaft front main bearing cap, rebabbitted, .020 oversize	67.00 each

### CENTER MAIN BEARING CAPS

3033STD	Crankshaft center main bearing cap, rebabbitted, standard	67.00 each
3033.003	Crankshaft center main bearing cap, rebabbitted .003 oversize	67.00 each
3033.005	Crankshaft center main bearing cap, rebabbitted .005 oversize	67.00 each
3033.010	Crankshaft center main bearing cap, rebabbitted .010 oversize	67.00 each
3033.020	Crankshaft center main bearing cap, rebabbitted .020 oversize	67.00 each

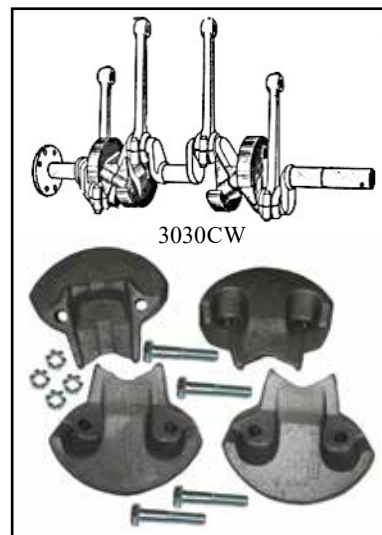
## SHIM SET for CRANKSHAFT MAIN BEARINGS

3039S Crankshaft main bearing shim set, 6 piece set., Laminated type that can be peeled for fitting. 6 piece set for front, center and rear main bearings. 1909-27 6.95 set

## CRANKSHAFT PULLEY PIN

Crankshaft pulley pins hold the lower pulley on the crankshaft and the starting crank ratchet grabs onto the pin while hand cranking the car.

3040	Crankshaft starting pin, For 3" pulley.	1909-16 .75 each
3040B	Crankshaft starting pin, For 3-1/2" pulley.	1917-27 .95 each



3030SHIM

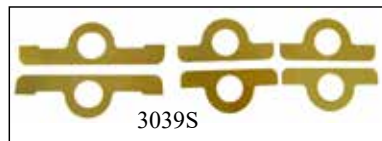


3031STD



3032STD

3033STD



3039S



3040



3040B

## CAMSHAFT NOISE ELIMINATION KIT

**3042TK** Camshaft thrust washer kit, helps eliminate noise. Necessary when installing a reground cam in an engine. The thrust surface on the cam is removed when it is reground. This kit will keep the first lobe of the cam from dropping into the slot on the front cam bearing which will cause noise and damage to the cam. 1912-24 33.50 kit



## CAMSHAFT, Standard Lift and Duration

**3041N** STIPE camshaft for Model T. Standard lift and duration, (stock grind .250). New Improved Cam, replace your worn out camshaft with the original size. As the original camshaft wears it loses power, this brings you back to original Model T condition when new. Restores power and quiets the engine. Easy set-up. Uses stock lifters. No core required. Set valve lash at .010. (NOTE: Original size for 1924-27 but can be used on 1909-23 engines by using the later size front cam bearing, Part#3042STD) 1909-27 395.00 each

3041N  
3041NP  
3041NXP



## CAMSHAFT, High Performance

**3041NP** STIPE High Performance Camshaft for Model T, 280 Improved lift and duration. For country driving this is an intermediate grind between the stock and laurel-roof cams. Has a higher lift and duration which gives the lower torque for hill climbing and better mid-range acceleration. Also gives you a quieter engine with easy set-up. No core required. Uses stock lifters. Set valve lash at .010. (NOTE: Original size for 1924-27 but can be used on 1909-23 engines by using the later size front cam bearing, Part#3042STD) 1909-27 395.00 each

3042NSTD



**3041NXP** STIPE High Performance Camshaft for Model T, 290 Super lift and duration. Gives the engine more high end torque giving more speed, BUT, less low end torque providing less power going up hills. Also gives you a quieter engine with easy set-up. Uses stock lifters. Set valve lash at .010. (NOTE: Original size for 1924-27 but can be used on 1909-23 engines by using the later size front cam bearing, Part#3042STD) 1909-27 459.95 each

3042STD



## CAMSHAFT BEARINGS, (No cores required)

ALL NEW construction, cast iron housing, new babbitt. Available in standard and .003 oversize for worn cams. No need for the hassle of sending in exchange cores.

NOTE: If all the lobes of your camshaft are the same width, you have the 1909-24 style camshaft. If the number one lobe of your cam is longer than the other lobes you have a 1924-27 style camshaft.

3043STD

3042NSTD	Camshaft front bearing, standard.	1909-24	79.95	each
3042N	Camshaft front bearing, .003 oversize for worn journal.	1909-24	79.95	each
3042STD	Camshaft front bearing, standard.	1924-27	81.95	each
3042BN	Camshaft front bearing .003 oversize for worn journal.	1924-27	79.95	each
3043STD	Camshaft center bearing, standard.	1909-27	81.95	each
3043N	Camshaft center bearing, .003 oversize for worn journal.	1909-27	79.95	each
3044	Camshaft rear bearing, brass, 1" o.d., .750" i.d. 1-1/2" long.	1909-27	5.75	each
3044T	Camshaft bearing and triple gear flange bushing driver, hardened.	1911-27	8.95	each
3045	Camshaft bearing ring clip, holds the 2 halves of the cam bearing in place, (2 required per car).	1909-27	1.50	each
3046E	Early Camshaft bearing set screw with slotted head.	1909-13	3.50	each
3046	Camshaft bearing set screw, Holds bearing in place. 2 per car, used on both front and center bearings.	1914-27	2.95	each



3044T



3044



3045



3046E



3046

**Used and NOS Parts  
Call for Availability**

*Lang's*

**Technical Support  
978-939-5500**

**65**



## TIMING GEARS

**Lang's Tech Tip:** Cars without generators originally used straight cut gears. You will need to replace both the small and the large gears with spiral style so the mesh will match properly.

3047NYL	Large timing spiral gear, nylon. The is a quieter running gear with excellent vibration resistance. Gear is made of plastics that are used in modern transmissions and many other heavy duty industrial applications. Light weight, requires little lubrication. High impact resistant material, withstands extreme heat without distortion.	1909-27	64.95	each
3047NYLA	7.5 Advanced timing, Large timing spiral gear, nylon. This gear advances your timing to increase low end torque when at low RPMs. Comes with special cam gear nut. This is a quieter running gear with excellent vibration resistance. Gear is made of nylon plastics that are used in modern transmissions and many other heavy duty industrial applications. Light weight, requires little lubrication. High impact resistant material, withstands extreme heat without distortion.	1909-27	63.95	each
3047BA	Large timing spiral gear, Aluminum, excellent for T engines, especially cars with generators that are used a lot.	1909-27	58.95	each
3047BA.005	Camshaft Large spiral cut timing gear, Aluminum, .005 OVER-SIZE. If you are only replacing your large timing gear, you probably will need this oversize gear. It the gear lash between the gears is too great it will cause both gears to wear much faster.	1909-27	58.95	each
3047BAUN	Camshaft Large spiral cup timing gear, Aluminum, .005 UNDER SIZE. If the main bearings are worn and the crankshaft is riding high, this will give a better mesh between the large and small timing gears than the standard size large gear.	1909-27	59.95	each
3047BB	Large timing spiral gear for camshaft, Bronze which runs quieter than the aluminum gear, excellent for all engines, a must for engines with overhead valves.		149.95	each
3048BQ	Small steel timing gear, heat treated, high quality hardened steel gear		46.50	each
3048B	Small timing spiral gear for crankshaft.	1909-27	17.95	each
3049	Camshaft gear dowel pin, holds the large timing gear in proper position on the camshaft. (2 required per car).	1909-27	1.15	each
3050B	Camshaft gear lock nut, holds camshaft gear on camshaft.	1912-27	3.25	each
3050BT	Socket tool for removing or installing camshaft gear lock nut, Part# 3050B.	1909-27	31.95	each
3051	Small timing gear key, holds the gear in place on the crankshaft	1909-27	.45	each



## VALVE HEAD SEAT for WORN BLOCKS

3052VHS	Valve head seat, heat treated and hardened steel. For blocks that are worn from years of grinding the valves in. Can be used with unleaded gas. Block has to be machined to install.	1909-27	2.75	each
---------	--	---------	------	------

## VALVES, Stainless Steel

3052SS	Valve, stainless steel, standard size stem. (.312)	1909-27	7.95	each
3052SSB	Valve, stainless steel, 1/64 (.015) oversize stem. (.327)	1909-27	7.95	each
3052SSC	Valve, stainless steel, 1/32 (.030) oversize stem. (.342)	1909-27	7.95	each
3054S	Valve spring replacement 24 piece set, includes springs, seats and pins.	1909-27	13.25	set
3054	Valve spring.	1909-27	.70	each
3056	Valve spring seat (retainer), cupped style as original. Holds spring place.	1909-27	.95	each
3057	Valve pin, hold valve spring seat in place on valve stem.	1909-27	.25	each



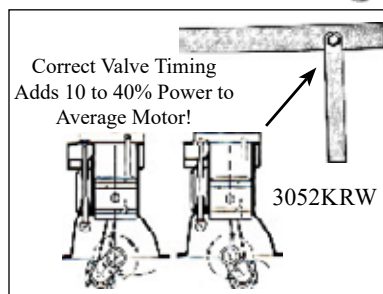
## MODERN STYLE VALVES

Larger valve head diameter allows more fuel into combustion chamber giving you more power. Valve stems diameter is .030 oversize and requires a special valve seat, part #3056M. No need to modify head or gasket!

3052M	Valve, Modern style .030 oversize stem, 1.543" head diameter.	1909-27	8.95	each
3054	Valve spring. (Same spring as used for all valves)	1909-27	.70	each
3056M	Valve seat spring retainer for modern large head valves only, Part# 3052M. Holds the spring onto the valve.	1909-27	2.95	each
3057M	Valve spring retainer split keeper, Locks the valve spring retainer to the valve. Sold as one pair for one valve. (Valve spring retainer is part# 3056M)	1909-27	.75	pair
3052BRM	Valve reamer for modern valve #3052M only.	1909-27	45.95	each

## VALVE TOOLS and LAPPING COMPOUND

3052KRW	Valve timing gauge, NEW HANDS FREE DESIGN! Allows you to properly set the valves according to piston height so that every cylinder takes the same amount of gas and opens the exhaust valve at the correct time. For use with stock cams.	1909-27	16.50	each
3052BR	Reamer for installing 1/64 oversize stem. (.015 oversize) (.327 stem). For use with valve part# 3052SSB	1909-27	45.95	each
3052CR	Reamer for installing 1/32 oversize valve, (.030 oversize) (.342 stem). For use with valve part# 3052SSC	1909-27	47.95	each
3052T	Valve lapping tool, has suctions cups on both ends.	1909-27	6.95	each
TIMESAV-G	Lapping Compound, "TimeSaver" Brand, Green #333 Very Fine FOR HARD METALS. Recommended for lapping in valves and seats and hard cast iron and steel parts, powdered form to be mixed with oil. Guaranteed not to embed, 3 ounce can.	1906-27	10.25	each
3052VGC	Valve grinding compound, for hard valves, Permatex Brand, 1.5 ounce tube.	1906-27	4.95	each
3054VCT	Valve spring compressor tool, made especially for Model T Fords. Quick and easy way to remove or install valve spring, pins and seats. Excellent tool, gives the leverage needed to easily complete the task.	1909-27	36.95	each



## PUSH RODS, (LIFTERS)

### PUSH RODS - NON-ADJUSTABLE

Solid, original style. Valve stem needs to be ground for adjustment. 8 per car. 1909-1927

3058	Non-Adjustable push rod, standard, .437 stem.	1909-27	7.95	each
3058B	Non-Adjustable push rod, 1/64 oversize (.015 oversize). .452 stem.		7.95	each

### ADJUSTABLE PUSH RODS, SELF-LOCKING SCREWS

Easiest to use! Allows you to adjust the push rods with ease. Requires only 2 wrenches to adjust. Use with all T's engines. This set has self-locking screws. 1909-27

3058CB	Adjustable push rod, standard, .437 stem.	1909-27	109.95	set
3058DB	Adjustable push rod, 1/64 oversize (.015), .452 stem.	1909-27	109.95	set
3058EB	Adjustable push rod, 1/32 oversize (.030), .467 stem.	1909-27	109.95	set

### ADJUSTABLE PUSH RODS

These rods have screw lock nuts. 8 piece sets. Requires 3 wrenches to adjust, part# 3058-TOOL.

3058C	Adjustable push rod, standard, .437 stem.	1909-27	64.95	set
3058D	Adjustable push rod, 1/64 oversize (.015), .452 stem.	1909-27	69.95	set
3058E	Adjustable push rod, 1/32 oversize (.030), .467 stem.	1909-27	64.95	set
3058MB	Bolt with nut for adjustable push rods (3058C, 3058D, 3058E).	1909-27	1.10	each

## WRENCH SET FOR ADJUSTABLE LIFTERS

3058-TOOL	Wrench set for Adjustable lifters. This set of three thin wrenches is used for setting the adjustable lifters. It eliminates the need to grind down your own wrenches to make them fit the nuts. Works on all style adjustable lifters.	1909-27	31.95	set
-----------	---	---------	-------	-----



## PUSH ROD REAMERS - 1909-1927

3058DR	Reamer for installing 1/64 oversize push rods, (.015 o.s.), .452 stem.	61.85	each
3058ER	Reamer for installing 1/32 oversize push rods, (.030 o.s.), .467 stem.	75.00	each

3058DR  
3058ER

## MANIFOLDS, COMPLETE KIT

**Lang's Tech Tip:** To check for a straight manifold, place a straight edge across the bottom edge of the 4 manifold holes. They should all be in alignment. If your manifold is warped (bent), the hole closest to the exhaust pack nut will be lower than the rest.

### Complete Intake and Exhaust Replacement Kit.

This replacement includes the items you need to completely replace both the intake and exhaust manifold on your Model T. (NOT for use with vaporizer carburetor.)

The kit contains all new parts, including:

- (1) 3060B – Exhaust Manifold
- (1) 3061 – Exhaust Manifold Pack Nut, brass
- (1) 3062HV – Intake Manifold, High Volume
- (1) 3063-64 – Intake and Exhaust Manifold Gasket Set, original type with glands.
- (4) 3065 – Manifold Clamps (Correct for 1909 to 1923 but can be used on all years)
- (4) Manifold Clamp Studs and Nuts.

\*NOTE: If you do not own one, you also need to purchase a 3061W Pack Nut Wrench.

3060KIT	Complete intake and exhaust replacement kit (with 3066-6B)	1913-27	232.95	kit
---------	--	---------	--------	-----



## EXHAUST MANIFOLD

3060B	Exhaust manifold, USA, duplicate of original exhaust manifold 1909-27	83.95	each
-------	---	-------	------

NOTE: 1909-1912 used a slightly different style of manifold that looked similar to this from the outside. This manifold will work on the 1909-1912 engines but you will also have to use the 4037C exhaust pipe with it.  
1927 originally used a Vaporizer manifold and carburetor, if your carburetor has been changed to a Holley NH the 3060B is correct manifold to be used with it.



3060B



3066MTG

3061

3066MTG	Manifold installation tool kit, makes aligning the intake and exhaust manifolds for installation trouble free. Use this tool kit to hold the manifolds in place while attaching the manifold clamps and then remove the kit. (Not for use with dual manifolds)	1909-27	29.95	kit
3061	Exhaust pipe pack nut, brass. Slides over exhaust pipe and threads onto manifold.	1909-27	9.95	each
3061W	Exhaust pack nut wrench, large cast wrench for installing or removing part# 3061. Duplicate of original.	1909-27	39.95	each
3061L	Exhaust pack nut lock clamp. Stops pack nut from loosening up. This accessory clamps around the exhaust pipe and holds the pack nut in place, stainless steel. Copy of a T era accessory.	1909-27	5.45	each
3061REPL	Pack nut replacement kit. (Tail pipe to exhaust manifold mounting kit.) This accessory does away with brass exhaust nut part# 3061. For use with manifolds that have bad threads. Easy to install instructions.	1909-27	66.95	kit




3061L

3061REPL

## INTAKE MANIFOLD

3062A	Dog leg aluminum intake manifold. Exact duplicate of original style with curved shaped leg.	1909-11	169.95	each
3062B	Aluminum intake manifold, original style. (Shaped like the 1911-1913 intake manifold but can be used on all cars)	1911-13	98.95	each
3062U	Intake manifold, USED. Original style for 1913-27 but can be used on all engines except ones with vaporizer carburetor.	1911-27	20.00	each
3062HV	High volume intake manifold. This new manifold allows for an increase of over 50% in the air flow intake. It works well with any style Model T carburetor to increase your engine's power. (This is the same style manifold that was originally used on 1911-1913 Model T's).	1909-27	98.95	each



3061W

3062A


3062B  
3062HV



## MANIFOLD GASKETS

**Lang's Tech Tip:** To check for a straight manifold, place a straight edge across the bottom edge of the 4 manifold holes. They should all be in alignment. If your manifold is warped (bent), the hole closest to the exhaust pack nut will be lower than the rest.

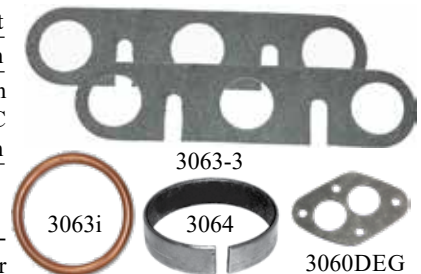
- 3063MC Manifold copper clad gasket set, 3 in 1 style. 8 piece set. This also includes glands that set into the exhaust and manifold ports for excellent quality and fit. This gasket set is recommended because it is easier to install than the original style. The gland rings hold the manifold in place to help prevent the manifold from bending as it is constantly being heated and cooled. This can be used on straight or slightly bent manifolds. 1909-27 16.75 set
- 3063-64 Manifold gasket set, original type with gland rings. The gland rings go into both the engine block ports and the manifold ports holding them in place to help prevent the manifold from bending as it is constantly being heated and cooled. This set will only work with straight manifolds. 1909-27 8.65 set
- 3063-3 Manifold gasket set, 3 in 1 type. Made from a stamped, flat asbestos like material. Recommended for manifolds that are already bent because the glands on the other styles of gaskets will not allow a bent manifold to line up properly. 1909-27 2.75 set
- 3063i Manifold copper ring only, for use with part# 3064. 1909-27 .80 each
- 3064 Manifold gasket gland ring only, for use with straight manifolds only. Can be used with part# 3063-3 or to replace one in the 3063-64. These are included in the 3063MC sets. 1909-27 .80 each



3063MC



3063-64



3063-3

3063i

3064

3060DEG

## DUAL EXHAUST MANIFOLD

- 3060DE Dual exhaust manifold, copy of original accessory high volume cast iron exhaust manifold. Replace your old cast iron manifold for a significant increase in horse power and performance. 100% increase in volume. Special flange on the back for two exhaust pipes. Requires custom exhaust system to be made. 1909-27 328.95 each
- 3060DEG Dual Exhaust Manifold to Exhaust Pipe flange gasket, Dual, goes between the manifold and the plate that holds the tailpipes 1909-27 4.50 each



3060DE

## MODEL A MANIFOLD ADAPTER KIT

- 3060AT Model A Manifold Adapter Kit. This kit includes everything needed to mount Model A intake and exhaust manifolds on a Model T engine. Model A manifolds allow more air to be delivered to the combustion chamber and less back pressure in the exhaust which gives you more power. Includes Model A manifolds, manifold adapter plate and all bolts and gaskets needed. 1909-27 316.95 kit
- MAN-A Model A Manifold adapter plate. This is the steel adapter plate only. Used to adapt your engine for use with Model A intake and exhaust manifolds to increase airflow to the combustion chambers. Fits over the manifold studs. 1917-27 79.50 each



3060AT

## MANIFOLD CLAMPS AND BOLTS

These clamps and studs hold the manifold to engine block.

- 3065 Inlet and exhaust manifold clamp, ductile iron, reproduction. (Caution, manifold clamps will break if tightened excessively). Original for 09-23 but can be used on all years with 3066-6B studs and nuts. 4 per car. 1909-27 6.75 each
- 3065U Inlet & exhaust manifold clamp, USED. 4 per car. 1909-23 12.00 each
- 3065BU Inlet & exhaust manifold clamp, USED. 4 per car. 1924-27 14.00 each
- 3066-6B Manifold clamp stud and nut. (4 per car). 4 per car. 1909-23 1.95 each
- 3066C Manifold clamp stud and nut. Original style with shoulder. 2-5/8" long. Threads into the block and the shoulder acts as a stop. 4 per car. 1924-Aug.1926 2.95 each
- 3066D Manifold clamp bolt, domed head. Original shape bolts that were used from August 1926-1927. Set of 4. Aug.1926-27 15.75 set



MAN-A



3066-6B

3066C

3066D

## CRANKCASE ALIGNMENT TOOL, KRW

- KRW-CCL Crankcase Alignment tool - Exact copy of K. R. Wilson tool that slides over the tail shaft of the transmission and checks if it is centered within the pan and transmission cover. Broken crankshafts are often the result of misaligned transmission tail shafts. If it is not centered your oil pan needs to be straightened on a pan straightening jig. (Check with local T engine rebuilders or call us for a reference). 1909-27 32.95 each



3065

3065U

KRW-CCL

3065BU

## OIL BREATHER CAP

3068	Oil breather cap, brass, Ford script, original for 1911-13 cars but will work on all Model T's.	1911-13	18.25	each
3068ST	Oil breather cap, steel, 3 flute style correct for 1917-1927 cars and trucks. Will work on other years. Exact reproduction of original. Excellent quality. 1914-27	1914-27	19.95	each



## CRANKCASE FRONT ENGINE SUPPORT

Original Ford NOS, New Old Stock, Never Used. This is the part of the engine oil pan that the front hand crank passes through. Bead blasted.

3069BN	Front engine support, for oil pan nose, Narrow style, NOS	1911-17	45.00	each
3069CN	Front engine support, oil pan nose, Wide style, NOS, 3 dip pan	1917-24	45.00	each

## CRANKCASE TO CYLINDER GASKETS

3070-71B	Crankcase to cylinder gaskets, For between oil pan and block, 2 pc.	1909-27	2.50	pair
----------	---	---------	------	------

## CRANKCASE FRONT BEARING CAP

This is the cap that goes on top of the front motor mount and holds the motor to the frame.

3076C	Castle nut for Front motor mount and spring clip. 2 per car	1921-22	1.85	each
3077NOS	Crankcase front bearing cap. New Old Stock. Limited Availability	1909-27	25.00	each
3078	Crankcase front bearing cap screw, fine thread.	1909-21	2.95	each
3078B	Crankcase front bearing cap screw, course thread.	1921-25	.45	each
3078D	Crankcase front bearing cap screw, original domed head, stainless steel, course thread. Set of 2.	1926-27	7.90	pair



## OIL PETCOCK

3079	Outlet petcock, solid brass, original style.	1909-27	12.95	each
3079RE	Outlet petcock, brass, not an original style but less expensive.	1909-27	7.95	each



## OIL SIGHT GAUGES

Glass allows you to see if the oil level is between top and bottom petcocks.

3079OB	Oil sight gauge, All brass	1909-27	32.50	each
3079O	Oil sight gauge, brass with steel stem	1909-27	15.95	each



## AKURET OIL CHECK GAUGE

Excellent reproduction of an original accessory dipstick. Check the oil levels without crawling under the car or even raising your hood. Dipstick reads "DANGER - LOW - O.K. and EXCESS". AKURET OIL GAUGE is engraved on the Brass knob which is visible at the side of the car. Mounts to the lower petcock of the motor and comes through a hole you'll have to make in the splash apron. Includes a rubber grommet to prevent rattle at the splash apron. Instructions included. ALSO, Includes frame quality copy of the front cover the May 1921 Ford Car Trade Journal and a copy of the 1920 Akuret Oil Gauge Patent.

3079AKE	Akuret Oil Gauge (Use 3079AKL for 1924-25 sedans)	1909-25	50.75	kit
3079AKL	Akuret Oil Gauge (Also used on 1924-25 sedans)	1926-27	50.75	kit

## OIL CHECK TOOLS


**LANG'S TECH TIP!** When checking oil, open the top petcock. If you have steady drip there, you have more oil then you need. If no flow, open the bottom petcock. If no flow there, you need to add oil! Be sure the flow from the lower petcock has a stream and not just a few drops.



3079CK	Oil check tool, rod with tool on end that allows you to open the petcock and check the oil without crawling under the car.	1909-27	8.50	each
3079GCR	Crankcase oil check tool, authentic period accessory. Wood handle oil check rod with pin to clean petcock. No crawling under the car	1909-27	13.50	each
3079DS	Dip stick for Model T, Accessory modern style oil dip stick, allows you to check oil from under hood, no modifications are needed to your "T" to use this. Replace lower petcock on the oil pan with this dipstick.	1909-27	43.95	set


## OIL DRAIN PLUGS 2 per car. One used for Drain Plug on engine and One on Rear Axle Housing.

3080E	Oil drain plug, early style with slot on head. Fine thread	1909-12	4.95	each
3080	Oil drain plug, original style hex head. Fine thread.	1913-27	2.75	each
3080M	Oil drain plug, has built-in magnet that will collect loose metal particles. 13-25 style but will fit all T's.	1909-27	5.50	each
3080BBR	Oil plug gasket, Solid brass as original.	1909-27	1.10	each
3080BC	Oil plug gasket, Copper gasket.	1909-27	.75	each
3080B	Oil drain plug fiber gasket, 2 per car.	1909-27	.20	each
1349	Ford wrench, used to remove and install these drain plugs. Also used on hubcaps, outside front bearings, rear axle nuts, and spindle nuts.	1909-27	6.45	each
1349U	Hub and hubcap wrench, original wrench in used condition.	1909-27	12.50	each



## OIL DRAIN PLUG THREAD REPAIR KITS

3080RKW	Drain plug thread repair insert, If your oil pan threads are stripped, this insert can be welded into the pan providing new threads, for use with any original or reproduction plugs. Requires motor to be pulled from car for cleaning and welding.	1909-27	7.95	each
3080RK	Oil drain plug thread repair kit, Includes a self tapping adapter and a smaller drain plug, Slightly oversized threads of adapter allow you to screw into damaged threads. Comes with detailed instructions. Can be installed while motor is still in the car.	1909-27	15.95	set



## INSIDE OIL LINES

3081	Inside oil tube, large funnel. A must for replacing the early style small funnel oil lines. Larger funnel collects more oil from the back of engine to oil the front bearings.	1909-27	62.95	each
------	--	---------	-------	------

Internal accessory oil line, IMPROVED FOR BETTER OIL FLOW, Bolts inside of engine pan on driver's side and is held in place by bolts for any 3 or 4 dip lower cover. Supplies oil from the flywheel to the front of the engine. NOT visible on outside of engine. When used with Part# 3081CC and 3081ACCP provides 200% more oil than standard set-up.

3081ACCP	Internal accessory oil line, Passenger's side.	1911-27	49.95	each
3081ACC	Internal accessory oil line, Driver's side of engine.	1911-27	49.95	each

## OUTSIDE OIL LINES

3081FFK	"Ford Faithful Oiling System". Reproduction of an original aftermarket accessory. Keeps the oil moving to the front of the engine. Screen filters out bits of worn bands and other mater apt to clog oil lines. Includes a magnet that helps to collect any small metal flakes in the oil. No modifications required, no holes need to be drilled. The top plate directly replaces the transmission cover door plate. The foot plate with oil fitting attaches to the oil pan lower inspection cover and the copper oil line delivers the oil to the lower front of the engine via an existing screw hole. The oil is delivered to the lowest point possible on the pan so you have a steeper angle to the oil tube than you would with a Mag Post style oiler. You therefore can maintain better oil flow on steeper hills. Complete set includes: "Ford Faithful" top plate with built in oil line fitting, Plate with screen and magnet that fits under the top plate. Foot Plate with oil line fitting, 3/8" Copper oil line, Brass oil line fittings, screws and all required gaskets.	1909-27	149.95	kit
---------	---	---------	--------	-----



3081HVOL	High volume outside oil line kit. Increase oil volume to the front of the engine more than any other outside oil line kit. Includes a scoop for inside the transmission cover to direct the oil. Holes have to be drilled in the transmission cover and oil pan for installation.	1909-27	86.50	kit
3081OLF	Outside oil line replacement fitting post for front of engine. Mounts on front timing cover.. This part is often broken when over-tightening. It can used with any outside oil line with a connection on the front timing cover. Made with tough 4130 Steel. Fits 5/16" copper line.	1909-27	15.95	each
3082OL	Outside oil line kit, complete. Delivers extra oil to the front motor bearings to insure proper lubrication. No holes need to be to drilled! Install it yourself in 10 minutes with a screw driver and a small wrench.	1909-25	31.95	set
3082BOL	Outside oil line kit, complete, as above.	1926-27	25.95	set



## MODERN STYLE OUTSIDE OILER KIT

3082LC	Super Duty Outside Oiler Kit. Large capacity oil line with 5/8 inside diameter. Includes transparent hose, clamps, hogs head fitting, engine pan fitting, screws, drill bit and tap. Instructions included. Pan and hogs head must be removed and drilled.	1909-27	85.00	kit
--------	--	---------	-------	-----






## OIL PAN MOUNTING WOOD and BOLT SETS

**Lang's Tech Tip!** When mounting the engine pan arm to the frame be sure to only tighten the bolts to point where they are snug but won't rattle. If you over-tighten them crankcase arm will not be able slide slightly when the car frame flexes which can cause the arm to crack and break.

3083	Engine oil pan arm wood block, (crank case arm), treated hard wood. Fits in car frame to support the rear engine pan brackets. (2 per car.)	1909-27	4.15	each
3083BS	Engine oil pan arm mounting bolt set. For bolting engine pan arms to frame. Includes drilled bolts, castle nuts and cotter pins. 12 Piece set, 1 set per car.	1909-27	7.50	set
3088S	Hood shelf bolt set, set of 4 RARE NOS, NEW OLD STOCK, slotted bolts, reproduction square nuts and lock washers. Hold hood shelf to upper frame channel	1909-12	4.95	set
3088BS	Engine splash pan & hood shelf bolt and nut set. Used to bolt the engine pan to the bottom of the frame and the hood shelves to the top of frame. Includes bolts, nuts and cotter pins. 24 Piece set.	1917-25	1.40	set
3088CS	Engine slash pan & hood shelf bolt & nut set, 12 piece.	1926-27	1.75	set
3100AS	Oil pan bolt and nut set, for cars WITHOUT starter. Complete set to mount oil pan to engine block and transmission cover, Includes original style thick head bolts, castle nuts and cotter pins.	1909-22	65.75	set
3100AS-RE	Oil pan bolt and nut set, This non-original set includes regular modern bolts and plain hex nuts, lock washers. For cars WITHOUT starter.	1909-22	9.95	set
3100BS	Oil pan bolt and nut set, complete set to mount oil pan to engine block and transmission cover, Includes original style thick head bolts, lock washers and cotter pins. For cars with starter. 84 piece set.	1919-27	61.95	set
3100BS-RE	Oil pan bolt and nut set, Non-original set includes regular modern bolts and plain hex nuts, lock washers. Complete set for cars with starter. 84 pieces.	1919-27	10.95	set
3100WS	Oil pan sealing nylon washer set, stops leaks at bolts. Includes washers for crankcase lower cover, valve cover, plug, slow speed adjusting screw and transmission cover door.	1911-27	3.95	set




## OIL PAN and CRANKCASE LOWER COVER

3100U	Oil pan, (Crankcase), USED, 3 dip, wide nose, Limited Supply	1917-24	150.00	each
3101U	Crankcase pan lower cover, 3 dip. USED,	1912-24	30.00	each
3101BS	Crankcase pan lower cover bolt set, 17 pieces.	1909-27	2.85	set
3102B	Crankcase pan lower cover gasket, for short 3-dip pan.	1912-24	3.75	each
3102C	Crankcase Pan lower cover gasket, for long 4-dip pan.	1924-27	3.65	each

## CONVERT LATER LOWER PAN to EARLY STYLE

3100CUP	"T-Cup" oil drain sump, weld-in metal cup. This is the part of the pan that the oil drain plug threads into. (Drain plug part number 3080E.) If your sump has bad threads or is damaged you can replace it with this... OR...This can be added to later oil pans to make them look like 1909-1913 pans. Excellent, heavy machined sump, not a thin stamping. Has an excellent edge for the plug gasket seal.	1909-13	41.95	each
---------	--	---------	-------	------



## CYLINDER VALVE COVER

3110	Cylinder valve cover, (side cover), for 2-piece style cover only, 2 required per car.	1911-21	10.45	each
3110BU	Cylinder valve cover, USED, for 1-piece valve covers only	1921-26	25.00	each
3110CU	Cylinder valve cover, USED, for use with vaporizer carburetor	1926-27	25.00	each
3111B	Cylinder valve cover gasket, 2 piece.	1912-21	2.25	pair
3111C	Cylinder valve cover gasket, 1 piece.	1921-27	2.45	each
3112E-3	Cylinder valve cover stud set, set of 2 studs and 2 nuts	1911-15	3.50	each
3112-3	Cylinder valve cover stud set, set of 2 studs and 2 nuts	1915-20	3.50	set
3112B	Cylinder valve cover bolt, 2 per car, used through mid-1926	1920-26	1.50	each
3112D	Cylinder valve cover bolt, 1 pair per car, domed head, stainless steel.	1926-27	7.90	pair



## OIL PAN SUPPORT, “BELLY SLING”

**3114SPT** Oil Pan Support, Accessory (Belly Sling). A reproduction of an original, after-market accessory that was being produced during the 1920's and after. The engine oil pan support is designed to help prevent breaking of the crank case arms or add the protection of an engine with damaged or weak arms. It stiffens the frame for added protection on rough roads. Easy to mount, it requires no holes or modifications to your Model T. This adjustable support mounts on the two side rails of the frame and spans from side to side under the oil pan. It has a hole in bottom to allow easy access to the oil pan drain plug.

1909-27 119.95 each



3114ACC



3118-19

## OIL PAN SUPPORTS

**3114ACC** Oil pan support brace. If your oil pan support ears are cracked, broken or if you want to add extra strength, these braces can be welded to the supports to give them extra strength. The oil pan must be removed for installation.

1909-27 32.95 each

**3116-17** Brace, crankcase arm support to transmission cover support strap, 2 piece set for right and left.


1926-27 33.25 pair

**3118-19** Oil pan corner supports. Reproduction. Located in the corner of the oil pan under the lip of the pan to give support. Helps support the oil pan, where the block and Hogshead meet, slips under the lip of the pan to help prevent flex that can cause crankshaft failure. Originally used on 1925-27 T's but a good addition for all cars.

1909-27 30.95 pair



3116-17



3084-5C



3084-5



3084-5A



3084-5B

## ENGINE SPLASH PANS

These engine pans are American made, They are duplicates of the original pans and excellent reproductions.


3084-5	Engine Splash pans for open valve engines.	1909-11	180.00	set
3084-5A	Engine Splash pans. These engine pans are used on later Model T's with closed valve chamber.	1911-14	180.00	set
3084-5B	Engine Splash pans.	1915-18	180.00	set
3084-5C	Engine Splash pans. these engine pans are used on 1919 through 1927 Model T's with starters	1919-27	180.00	set
3088BS	Engine Splash pan & hood shelf bolt and nut set. Used to bolt the engine pan to the bottom of the frame and the hood shelves to the top of frame. Includes bolts, nuts and cotter pins. 12 Piece set.	1917-25	1.40	set
3088CS	Engine Splash pan & hood shelf bolt & nut set, 24 piece.	1926-27	1.75	set
4073	Engine Splash pan & hood shelf wood block set.	1917-22	14.95	set
4073B	Engine Splash pan & hood shelf wood block set.	1923-25	18.50	set
4073C	Engine Splash pan & hood shelf wood block set.	1926-27	19.95	set




4073



4073B



4073C



3088BS

**Used and NOS Parts  
Call for Availability**

*Lang's*

**Technical Support  
978-939-5500**

**73**

## TIMER PARTS, (Commutator)

**Lang's Tech Tip:** Proper way to insure correct timing and prevent broken arms when cranking your T is to check timing with a timer gauge such as #3170. The large hole mounts over the head of the fan mounting bolt, the small hole goes over the end of the rod that goes to the timer. This tool puts the timer in the correct position in relation to the commutator (spark) rod.

### TIMER CASE SUPPORT BOLT and SPRING

3162	Commutator case support bolt. This bolt holds the commutator case spring and timer to the front timing cover. Original bolt used a 5/8" wrench this bolt uses a 9/16" wrench.	1912-19	.75 each
3162B	Commutator case support bolt for use with car equipped with generators. This bolt holds the Commutator case spring and timer to the front timing cover. Original bolt used a 5/8" wrench this bolt uses a 9/16" wrench.	1919-27	.85 each
3162DT	Commutator case support bolt, for distributor.	1919-27	1.95 each
3163	Commutator case spring (timer spring). Holds timer to front of motor. Mounts on generator bolt.	1912-27	1.95 each

### TIMER OILER

3176C	Timer oiler, flip top, press into timer.	1917-27	1.20 each
-------	--	---------	-----------

### TIMER FELT and OIL SEAL

3177	Timer felt, may require thickness to be cut down to prevent timer shield from rubbing on timer brush.	1912-27	.65 each
------	---	---------	----------

**Lang's Tech Tip:** The area in the timing cover where the seal mounts varies in diameter and occasionally this seal fits loosely in the timing cover. To fix this situation place the seal in a vise between two pieces of wood and squeeze front and back sides together which will increase the outer diameter and improve the fit.

3177OS	Timer oil seal, modern neoprene seal, use to replace timer felt and brass shield by pressing into front timing cover. (It is highly recommended that you install a modern timer oil seal, part #3177OS. Using the original felt and brass shield can be a source of trouble when they become worn or damaged.)	1914-27	4.65 each
--------	--	---------	-----------

### TIMER CAP and PIN

3206	Timer cap, holds the timer cap pin in position so it will not fall out.	1909-27	1.50 each
3207	Timer brush cap pin. Holds the brush, roller or flapper that comes with you timer in place on the camshaft.	1909-27	.25 each

### TIMER WIRE NUTS

3212	Brass knurled nuts, set of 4. These mount on the commutator (timer) and hold the commutator wires in place. (used with a set of part# 3210 brass hex nuts)	1909-17	3.25 set
3210	Brass hex nuts for timer contact posts, set of 4 (used with a set of part# 3212 brass knurled nuts)	1909-17	.40 set
3210ST	Steel hex nuts for timer contact posts, set of 8. Two nuts are used on each post. These mount on the commutator (timer) contact posts and hold the commutator wires in place.	1917-27	.95 set

### TIMER LOCK NUT

3220E	Commutator lock nut, fine thread with nylon jam, used on 2 piece timers This is a self-locking nut that will not work loose like standard nut.	1909-11	1.50 each
3220	Commutator lock nut. Special thin nut, that holds the roller, brush or flapper, that is used with your style timer, to the camshaft.	1909-27	2.10 each





## TIMER SHIELD

- 3222 Commutator shield, brass, only for use with felt timer seal. Unfortunately this shield is the only one available on the market at this time. It is made incorrectly. The outer diameter was originally made large enough to prevent the shield from going inside the timer. As a result it can spin with the camshaft which causes it to wear out quickly. (For this reason we recommend using the modern neoprene seal Part#3177OS in place of the shield and felt.

1912-27 3.35 each



3222 5033B

## TIMER WIRE RETAINER

- 5033B Commutator wire retainer, holds wires away from timer. Original for 1923-25, but will work on any year engine. 2 per car

1909-27 3.95 each



3221KRW

## TIMING ALIGNMENT GAUGE

- 3221KRW KRW Timing alignment gauge. This is an excellent reproduction of an original KRW Wilson tool. It is a great design you put it over the end of the camshaft and it allows you to center the front timing cover on the camshaft to ensure the proper alignment for the timer.

1912-27 39.95 each

- 3170 Timer gauge, aligns the commutator rod to the timer. 1909-27 1.45 each

- 3009T Timing cover alignment gauge with instructions. Slips over the end of the cam and helps to center the timing cover to properly align the timer. 1912-27 14.25 each



3170

## TIMER REPLACEMENT KIT

A complete reproduction of a popular period accessory Flapper style timer. All new casing and parts. Includes a heat treated flapper style rotor for long life. Also includes brush cap and pin. This is one of the best running and most reliable timers available.

- 3221KIT Timer Kit, complete with ANCO Timer. This includes all the parts necessary to replace your timer (commutator) with an Anco timer from the Anderson Company. Includes a heat treated flapper style rotor for long life. This is one of the best running and most reliable timers available. In addition to the timer and rotating flapper this kit also includes: the time case spring, lock nut, brush cap, brush cap pin, a modern neoprene timer oil seal and a lubrication packet.

1912-27 78.95 kit



3221KIT

**Lang's Tech Tip:** Roller Style Timers need to be oiled liberally with 10 weight oil and flapper style timers use 3221LUB lubricant. Occasionally you will need wipe them clean of residue on the contacts and the inside of the edge where it builds up and shorts out the timer. Check contacts on timer to make sure they are round, smooth and have no bumps, a rough or misshaped surface will cause problems. (NOTE: brush style times do not use lubricant)

## ANCO TIMER AND PARTS

- 3221ANCO Anderson Company, (ANCO), Flapper style timer. Includes rotor (flapper), brush cap and pin. All new casing and parts, heat treated, long lasting.

1912-27 68.95 each

- 3221LUB Lubrication for Anderson timer, 1/4 ounce packet 1912-27 1.45 each

- 3221ANFL ANCO Rotor only, flapper style, heat treated, long lasting. For use with ANCO timer only, Part# 3221ANCO. Comes with retainer collar and pin.

1912-27 33.95 set

- 3177SH Spacer shims for camshaft, package of 3 (2 at .025 thickness and 1 at .050) Used only with Anderson timer when a fiber timing gear is in your car. Spaces out flapper for proper fit.

1912-27 3.50 set

- 3221FLRS Anco Flapper Repair Spring, This includes a replacement spring that puts pressure on the flapper and a brass clip to hold the pivot pin in place. ONLY for use on the Anco flappers

1912-27 4.95 each



3221ANCO



3221ANFL



3221FLRS

3221LUB

## NEW DAY TIMER, BRUSH TIMER

3221ND "New Day" timer, uses a brush instead of a roller. It is a reproduction of an original accessory that was made for Model T's during their era and after. Black bakelite case with copper contacts. Comes complete with the brush assembly that has a steel housing and long lasting contact. Also includes the timer cap and pin. NOTE: It is recommended you use this with a modern oil seal, part# 3177OS. 1912-27 63.95 each



## CARBON BRUSH TIMER

3221CB Ford Roller Timers Rebuilt with Carbon Brush. The Timer housing is completely rebuilt with all new parts & CNC machined for consistent accuracy. Then the roller assembly is replaced with a Carbon Brush assembly. This eliminates the roller skip & jump which causes an uneven running T. The brush is made of carbon with a copper spring and copper ground strap to insure excellent contact. The brush rides on the inside circle of the timer contacts with constant spring pressure. Nickname, "The Accurate Model T Timer". 1912-27 83.95 each

3221CBR Replacement Brush for Carbon Brush Timer, ROUND Style, This has a 1/4" round style brush end that is used with most of the reproduction Carbon Brush Timers produced AFTER 10/2014. (Check our existing brush before ordering.) 1912-27 23.95 each

3221CBS Replacement Brush for Carbon Brush Timer, RECTANGLE Style. This is a rectangle style brush. The end measures 3/8" X 1/4". It was used with most of the reproduction Carbon Brush Timers produced BEFORE 10/2014. 1912-27 15.95 each



## TIMER BRUSH and ROLLER

3221BR Brush assembly for New Day timer. Quality steel construction with long wearing contact. 1912-27 11.50 each

3221ROL Timer roller only, for original or tiger timers. The roller spins on a hardened sleeve. Roller and sleeve are heat treated to 50 R.C for strength. 1912-27 22.75 each



## TIMER, 1911-1912

3221-12 Timer, Oil filler style timer housing. This is the aluminum housing only for the hard to find 1911 timer. NOTE: It does not include any of the inner parts or roller. LIMITED SUPPLY late 1911-early 1912 239.95 each



## CRYSTAL TIMER BASE

3221CRY Crystal Timer Base, replaces the old pot metal base so you can still use your crystal timer. It mounts below the glass crystal cap that has the contacts. The base is a ring made of aluminum that replaces the original pot metal that has swollen or been damaged over the years. 1911-27 19.95 each



## ACCESSORY MAGNETO DRIVES

MAG-ES Eisemann Magneto Attachment Co. (MATCO) cross drive magneto drive gears, chrome nickel steel, properly heat treated for added strength. 159.95 pair

MAG-ESN Eisemann/MATCO magneto nut for drive gears. This nut is for use with a MATCO cross drive magneto. This nut mounts the drive gear to camshaft. For stock thickness timing gears. 58.50 each

MAG-ESNS Eisemann/MATCO magneto nut for drive gears, short. This shorter nut is for use with a MATCO cross drive magneto. This nut mounts the drive gear to camshaft. For thicker than stock timing gears. 58.50 each

3939CDM Water Pipe connection, for Cross Drive Eisemann Magneto Attachment Co. (MATCO), Has a dip in the water connection to clear the cross drive bracket. Aluminum 225.00 each

MAG-COL Columbo magneto drive, gears and gear couplings, includes both gears and pin drive cam nut, chrome nickel steel, properly heat treated. 229.95 pair



## DISTRIBUTOR, Bosch Front Plate

This is an excellent quality reproduction. Made in U.S.A. It is complete, assembled and ready to install.

Replaces front timing cover plate, the timer, and the wooden coils. Has NEW Bosch #009 distributor head and a Bosch cam gear lock nut on the cam shaft to maintain correct gear mesh. This lock nut replaces the original Ford nut part#3050B. For use on engines with a generator. It can be used with 6 or 12 volt distributor coil. Made of cast iron, just as original.

### This Distributor features:

- Complete distributor linkage
- Bosch #009 distributor head, excellent quality
- Bosch Linkage Bell Crank
- Bosch gear set
- Bosch cam gear lock nut
- Bosch front plate adjustment arm
- A copy of the ORIGINAL instructions.



BO-CAST Bosch front plate distributor assembly, Excellent reproduction.  
1919-27 615.00 kit



BO-CAST



DT-CLB

## DISTRIBUTOR, Clip On

This distributor eliminate original timers and coils. Can be used with 6 or 12 volt coil.

### This Distributor features:

- A single stainless steel control rod, for a smooth and firm spark control.
- Sealed control rod ends for reduced wear and smooth and firm spark control (instead of 2 rods and a bell crank).
- Stainless steel shaft, turning on maintenance-free sealed ball bearings.
- Smooth running helical-cut heat-treated gears.
- Mounts vertically, as to not interfere with the oil filler cap or the fan adjuster.
- Mounts easily and securely to the timing cover, replacing the timer, without modification.
- DT-CLB also has a strong mounting bracket

DT-CLB Clip on distributor 1909-27 325.00 kit

## DISTRIBUTOR INSTALLATION KIT

Everything you need to install any of the these distributors. Includes wiring kit, wire holders, cam shaft seal, coil, and coil mounting bracket.

DT-MKIT6	Distributor kit, 6 volt,	1909-27	55.95	set
DT-MKIT12	Distributor kit, 12 volt,	1909-27	55.95	set

## DISTRIBUTOR COIL and COIL BRACKETS

DTCoil6	Distributor ignition Coil, 6-volt, may be used with any 6 volt distributor.	1912-27	13.95	each
DTCoil12	Distributor ignition coil, 12-volt, may be used with any 12 volt distributor.	1912-27	14.50	each
DT-MB	Coil mounting bracket only, steel.	1912-27	2.50	each

## DISTRIBUTOR LUBRICANT

DT-LUBE	LUBRICAM SL-2 distributor silicone lubricant.	7/8 ounce	1909-27	9.95	each
---------	---	-----------	---------	------	------

## DISTRIBUTOR COMMUTATOR CASE BOLT

3162DT	Commutator case support bolt, for distributor.	1919-27	1.95	each
--------	--	---------	------	------



DT-MKIT6

DT-MKIT12



DTCoil6  
DTCoil12

DT-MB



DT-LUBE

3162DT



# GIFT CARDS

Lang's Old Car Parts offers gift cards to celebrate those special occasions in your Model T's lives. It's convenient, delivers the perfect gift and above all a useful gift to keep the Model T running.

- Available in any denomination
- Always a Perfect Gift whatever the occasion
- Never Expires, Never a Fee
- Recipients can choose from thousands of great products
- No refunds on gift cards
- FREE delivery by Email or Mail
- Redeem via Phone, Website, Mail or In Person.

Gift cards ship via U.S. mail and can take up to 3 or 10 business days depending on the destination. Express shipping options are also available- just give us a call at 800-872-7871 or 978-939-5500 for assistance.



## DISTRIBUTOR WIRING

DT-WKOR	Distributor wiring set. Original color black with red tracer wire. Can be used with any distributor, includes coil wire, 4 spark plug wires, all connection ends and boots.	1919-27	24.95	set
DT-WK	Distributor wiring set, can be used with any distributor, includes coil wire, 4 spark plug wires, all connection ends and boots. Yellow and black tracer	1912-27	26.95	set
5029W	Plug wire, yellow with black tracer, 9MM, sold by the foot	1909-27	1.75	foot
5029BDR	Plug wire, original color, black with double red tracer, 9MM. Sold by the foot.	1919-27	2.00	foot



DT-WKOR



DT-WK

## DISTRIBUTOR WIRE HOLDERS

DT-WH	Spark plug wire holders, 1 pair, copy of original "T" accessory, mount on head bolts.	1912-27	12.95	pair
DT-WHB	Spark plug wire holder, BOSCH distributor style, metal bracket with tube style wire holder, mounts on head bolt.	1912-27	18.25	each
DT-WHD	Spark plug wire holder, DELCO distributor style, metal bracket with fiber wire holder, mounts on head bolt.	1912-27	21.50	each



DT-WHB



DT-WH



DT-WHD

5029BDR

5029W

## DISTRIBUTOR ELECTRONIC IGNITION

DT-EL6	Electronic ignition for distributor. 6 Volt Fits any distributor we sell or any Bosch 009 distributor head. Replaces points and condenser for an easier starting engine, smoother running idle. Never again buy, change, or adjust points and condenser. Installs easily and completely inside distributor head with no modifications. NOTE: It is recommended that you use a high performance, carbon core wiring kit with electronic ignitions, see part# DT-WCC	1909-27	104.95	each
DT-EL12	Electronic ignition for distributor. 12 volt.	1909-27	92.95	each
DT-ELCoil	High performance PETRONIX 12-Volt igniter coil, for use with electronic ignitions, Chrome plated, Produces a very hot 40,000 volts. It is American made of the highest quality. For 12 volt systems only. (Recommended wiring kit is part# DT-WCC high performance, carbon core wiring set.)	1912-27	41.25	each
DT-WCC	Distributor High Performance Wiring Set. These wires have a carbon core which makes them the recommended wire set to use if you are using a Pertronix High Performance Coil (part# DT-ELCOIL) and electronic ignitions part# DT-EL12 and DT-EL6. Set includes 5 wires, terminal ends and rubber boots. <b>NOTE:</b> This wire set is not for use with standard mechanical point distributors.	1912-27	25.95	set



DT-EL6  
DT-EL12



DT-ELCoil

# BOSCH DISTRIBUTOR PAMPHLET

C1 Bosch Deluxe Ignition System for Fords Front plate parts and instruction book, 4 pages 2.65

## BOSCH CONVERSION KIT

BP-KIT	Conversion Kit For original Bosch Front Plate Distributors. Allow you to use a modern distributor head on your original Bosch front plate distributor. Includes Modern Distributor head, Conversion Shaft, Cam nut, And Gear Set.	1912-27	242.80	kit
BPS-4	Distributor shaft. For use in converting an original Bosch front plate distributor to accept a modern Bosch #009 distributor head. (This is only the shaft the complete conversion kit is Part# BP-KIT	1912-27	49.95	each



C1

BO-SH



BP-KIT

## BOSCH DISTRIBUTOR PARTS

DT-CAPBQ	Distributor cap, only. Best quality parts, manufactured by Bosch. Fits our distributors or any 009 Bosch distributor	1912-27	15.95	each
DT-ROTBQ	Rotor. Best quality parts, manufactured by Bosch. Fits our distributors or any 009 Bosch distributor	1912-27	5.95	each
DT-PNTBQ	Points, Best quality, manufactured by Bosch, for any 009, JF4 or VW06 Bosch distributor	1912-27	8.75	each
DT-PNTBQB	Points, Best quality, manufactured by Bosch, for any VW01 Bosch distributor	1912-27	13.95	each
DT-CONBQ	Condenser, Best quality parts, manufactured by Bosch. Fits our distributors or any 009 Bosch distributor	1912-27	13.95	each
BBC1	Bosch Linkage Bell Crank, For original front plate Bosch distributors. The distributor control linkage attaches to the small, brass bell crank. It pivots on the bell crank shaft, part# BBCS.	1912-27	20.95	each
BO-SH	Bosch front plate distributor shaft, for original distributors. 9" long.		45.50	each
BPA1	Bosch adjustment arm, for original Bosch front plate distributors only. Stamped Made in U.S.A. as on the original.	1912-27	38.95	each
BBCS	Bosch Bell Crank Shaft, for Original Bosch distributor only. Mounts on the front of the timing cover. The bell crank, part# BBC1 pivots on this small shaft. Drilled for cotter pin.	1912-1927	7.75	each



DT-CAPBQ



BPS-4



DT-PNTBQ



DT-CONBQ



DT-PNTBQB



BPA1



BO1

## BOSCH DISTRIBUTOR GEARS and LOCK NUT

BO1	Bosch (clip on type mounting), gear set for cam shaft and distributor shaft, Model 600.	1912-27	52.95	set
BO2	Bosch front plate distributor gears for cam and distributor shaft, Model FI-513	1912-27	65.95	set
BO-LN	Bosch front plate distributor gear lock nut (replaces 3050B)	1912-27	15.95	each

DT-ROTBQ



BO2



BBC1



AK-G1



BBCS



AK-G3

## ATWATER KENT DISTRIBUTOR GEARS

AK-G1	Atwater Kent early cast iron distributor with vertical distributor shaft gear set for cam and distributor shaft.	1912-27	69.95	set
AK-G2	Atwater Kent Model LA Distributor Gear Set Includes the spacer that goes on the cam to locate the drive gear. All three pieces should always be replaced as a set to insure proper fit. Heat treated for long life.	1912-27	77.95	set
AK-G3	Atwater Kent early cast iron distributor with slanted distributor shaft gear set for cam and distributor shaft.	1912-27	69.95	set



BO-LN

Used and NOS Parts  
Call for Availability

*Lang's*

Technical Support  
978-939-5500

79

# MAG RINGS, (Magneto Coil Assembly)

## Identification Chart

Number	Year	Spool	Removable		Width	Magnet		Notes
			Spool pole	Material		Thickness		
3250	1909	double stack round	yes	stamped steel	3/8" each stack	1/2"		first 17500 cars
3250A	1910	double stack round	yes	stamped steel	1/4" each stack	9/16"		17501 to 20500
3250B	1910-12	double stack round	yes	stamped steel	1/4" each stack	5/8"		2 flat sides on pole plate
3250B2	1912-14	double stack round	no	cast iron	1/4" each stack	5/8"		
3250C	1915-17	double stack oval	no	cast iron	1/4" each stack	3/4"		
3250D	1917-18	single stack oval	no	cast iron	1/4"	3/4"		without starter notch
3250E	1919-22	single stack oval	no	cast iron	1/4"	3/4"		with starter notch
3250F	1922-27	single stack oval	no	cast iron	3/16"	3/4"		with starter notch

**Rebuilding details:** Best rebuild available. All new copper (not just rewound, except on 1909 which has to reuse the original copper) Copper is insulated with "short proof" polyester film tape which is good to 600 degrees and oil proof. Windings are then wrapped with a silk tape. Finally the entire magneto coil is dipped in insulating solution and baked to cure the surface, this prevents additives in oil from damaging coils. New very hard heat proof fiber plaster contact block installed


3250SG Optional surface grinding for any of the rebuilt magneto rings. Both sides of the Mag ring are surface ground making them parallel and flat. This allows for extremely easy clearance set-up for the mag ring. Please allow 2-4 additional weeks for delivery of resurfaced magneto rings.

1909-27 60.00 each

## REBUILT MAG RINGS, 1909-14

There are several variations of double stack round spool mag rings that were used from 1909-1914. For the following 4 items **WE MUST HAVE YOUR CORE FIRST TO REBUILD.** Please allow approximately 4 weeks for rebuilding.

3250	Mag ring, double stack round spool.	1909	299.95	each
3250A	Mag ring, double stack round spool.	1910	299.95	each
3250B	Mag ring, double stack round spool.	1910-12	299.95	each
3250B2	Mag ring, double stack round spool.	1913-14	299.95	each



## REBUILT MAG RINGS, 1915-27

A rebuildable double stack core required for part# 3250C or a \$65.00 refundable core charge will be added. All single stack magneto rings have a \$50.00 refundable core charge. All cores must have intact windings. Core charge will be refunded for cores received within 90 days. (We will pay \$10.00 for extra rebuildable cores)

3250C	Mag ring, double stack, oval spool.	1915-17	265.00	each
3250D	Mag ring, single stack, for cars with no starter.	1917-18	219.95	each
3250E	Mag ring, for cars with starter.	1919	219.95	each
3250F	Mag ring, single stack, for cars with starter.	1919-27	219.95	each
3250FS	Fordson magneto field coil, rebuilt, must have your coil first to rebuild		219.95	each



## MAG COIL MOUNTING BOLTS

3250BS Bolt that mounts the magneto coil assembly to the back of the block, set of 4 bolts with safety wire.

1909-27 5.95 set

## MAGNETO TOOLS

KRW1 Gap gauge, K.R. Wilson magneto and flywheel gap gauge, exact reproduction of original tool, with instructions. Used to set the clearance between the field coil and magnets

1909-27 208.95 each

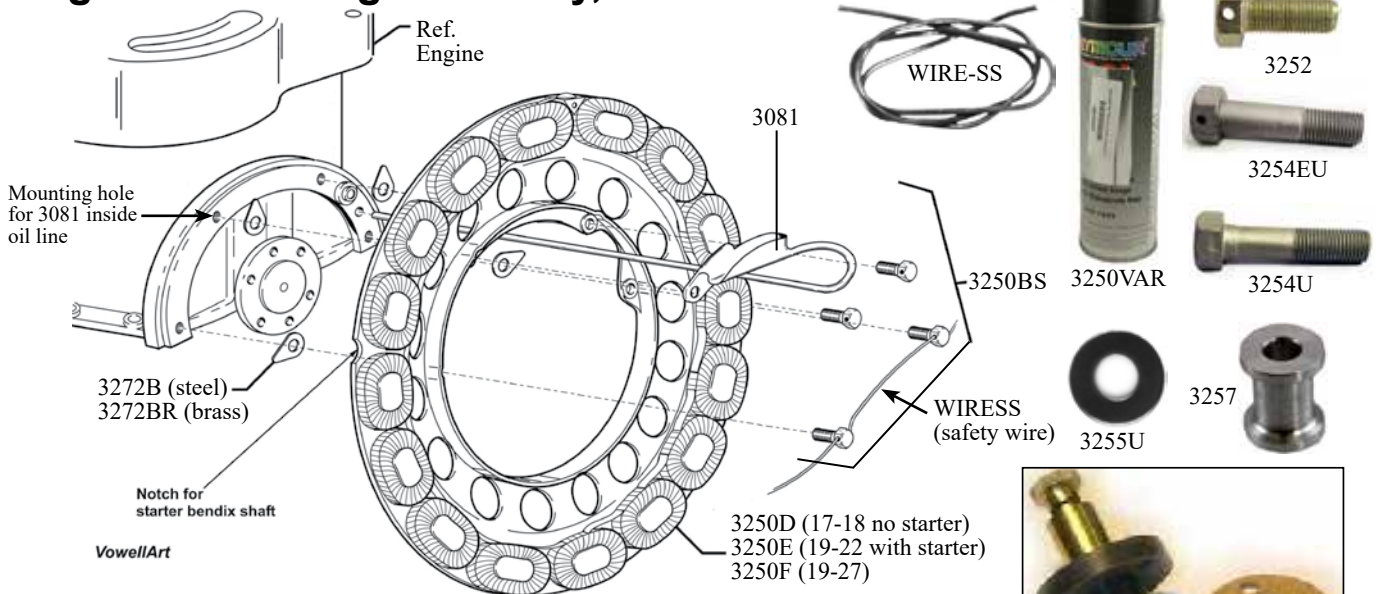
MAG-SLMT Magneto output tester. A reproduction of an original "ST. Louis Electric Works" magneto tester. Allows you to test your magneto output while still in the car regardless of engine speed. High quality. Exact duplicate of original tool. Likely the best magneto tester ever designed.

1909-27 174.95 each





# Magneto Coil Ring Assembly, 1919-1927



## MAG COIL INSULATING VARNISH

**3250VAR** Insulating varnish for magneto coil. Resistant to oil and moisture, 16 ounce can. Also used on starter and generator armatures. 10.50 each

## MAGNETO SPOOL


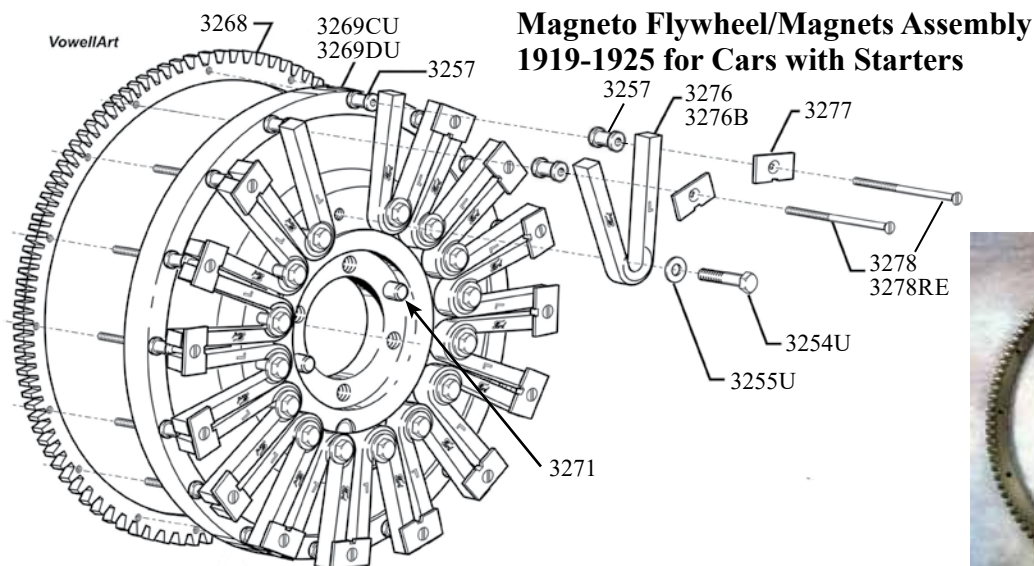
3252	Magneto support screw, holds mag ring to block, 4 per car	1909-27	1.45 each
3254EU	Magnet bolt, USED, holds magnet to the flywheel. 16 per car. Has drilled head for safety wire used on earlier cars.	1909-21	2.00 each
WIRESS	Safety wire for installing magnet bolt, Part# 3254EU. stainless steel, .040 o.d. This wire is used to prevent screws from loosening. Used on T's in areas such as flywheel bolts, rear axle ring gear bolts and others. Sold in 10 foot lengths.	1909-27	1.50 each
3254U	Magnet bolt, USED, holds magnet to the flywheel. 16 per car.	1921-27	1.25 each
3255U	Magnet bolt washer, special thick washer, USED	1911-27	1.00 each
3257	Magneto support spool, aluminum spool spacer for flywheel magneto coil assembly. Sold each. (16 required per car.)	1909-27	1.25 each

## MAGNETO POST and GASKETS

NOTE: The following magneto posts are NOT work with an outside oil line.

3260E1	Magneto post, brass post, show quality.	1909-12	63.95 each
3260E2	Magneto post, brass post, show quality.	1913-14	63.95 each
3260E3	Magneto post, brass post, show quality.	1915-17	63.95 each
3260ARX	Metal retainer cap for magneto post. NOS (New Old Stock). Placed over the magneto post and prevents the screws from digging into the post.	1918-25	9.95 each
3260S	Magneto post contact spring and stud, steel. Extends up through the center of the magneto post housing. (The mag post wire attached to this stud)	1918-25	20.95 each
3260	Magneto post, brass, not original shape. (Will not work with any outside oil line kit.)	1917-25	17.50 each
3260B	Magneto post with gasket, steel, Screw in style. Closer to original shape than aluminum reproductions.	1926-27	15.75 kit
3266	Magneto post mounting screw, 3 per car. (Note: Will not work on outside oil line kits or non-original mag posts)	1909-27	1.50 each
3279	Magneto post gasket, fiber	1909-25	.45 each
3279BC	Magneto post gasket, copper	1926-27	.75 each
3279B	Magneto post gasket, fiber	1926-27	.20 each





## FLYWHEEL and RING GEAR

3268	Flywheel ring gear, mounts to flywheel using magnet clamp screws, Part# 3278RES.	1919-27	43.95	each
3269CU	Flywheel, USED, for cars without starter, Not Sold Cleaned and Sandblasted. Bare flywheel only does not include magnets	1911-19	50.00	each
3269DU	Flywheel, USED, with ring gear groove (can be used when converting earlier car to a accept a starter.) Not Sold Cleaned and Sandblasted. Bare flywheel - does not include magnets	1919-27	75.00	each
3270	Flywheel cap screw, attaches flywheel to crankshaft. 4 per car	1909-27	4.95	each
3271	Flywheel dowel pin. These are pressed into the end of the flywheel and align it to the crankshaft when installing. 2 per car.	1909-27	2.75	each
3277	Magnet clamp (plate), small. This is the flat plate which holds the magnets in place on your flywheel. Use with Part# 3278 screws and 3257 spools to mount your magnets. 16 per car.	1911-27	2.95	each



## RING GEAR and MAGNET SCREWS

3278RE	Magneto clamping screws, brass, (1/4 - 24), These brass screws are used to hold the magnets and flywheel ring gear. DO NOT USE OLD SCREWS unless there is enough stock to peen over ends. These screws are to be used with non-original, reproduction ring gears only (part #3268). 16 per car 1909-27 .70 each			
3278RES	Magnet clamp screw set of 16,(as above for reproduction ring gears #3268)	10.25	set	
3278	Magnet clamp screw with special thread, solid brass. Holds flywheel ring gear and magnets in place. Sold each. (16 required per car.) Do not use your old screws unless you have enough length left to properly peen over the ends. These screws are to be used with original ring gears only	1911-27	.90	each
3278S	Magnet clamp screw, (for original ring gears only) set of 16	1911-27	13.50	set



## MAGNETO COIL SHIMS and MOUNTING BOLT

3252	Magneto support screw, holds mag ring to block, 4 per car	1909-27	1.45	each
3272B	Magneto support steel shim, 4 per car	1909-27	1.75	each
3272BR	Magneto support shim, laminated brass so you can make fine adjustments of your mag ring clearance by taking a razor blade and splitting the shim. Comes in .034 thickness, 4 per car. 10 layers	1909-27	1.85	each



## OIL SLINGERS

Allows you to remove the heavy magnets (part# 3276 or 3276B) from the flywheel and the magneto coil assembly while ensuring good oil flow to the front of the motor. This lightens up the flywheel for better acceleration. An important accessory for use with Distributors. Also Excellent on speedsters. Also great for all cars and trucks. Sets of 4 slingers. NOTE: Oil slingers are NOT for use with non-generator cars that need the magneto to power the coils.





# REPAIR MANUAL, TRANSMISSION

RM5 The Model T Transmission, 50 pages, manual detailing the rebuilding, adjustment and care of the Model T planetary transmission. Prepared and edited by the Model T Ford Club of America 12.00

## MAGNETS, Recharged

**NOTE: Your old flywheel magnets can be recharged as good as new. 16 per set.**

A rebuildable core required or a 65.00 refundable core charge will be added. Core charge will be refunded for cores received within 90 days. Only clean magnets that are not cracked or broken will be accepted or a \$30.00 cleaning fee will be deducted from your refund. (If the magnets are damaged they are not rechargeable. (We will pay 15.00 for extra rebuildable magnet sets).. If you would like to use your own magnets. Please call for details.

3276 Magnet set, recharged. We must have your complete set of magnets to recharge these early style magnets, 16 per set , 5/8" thick 1909-14 59.95 set  
3276B Magnet set, recharged,. A complete set of exchange cores required or a \$50.00 refundable core charge will be added, 16 per set. 3/4" thick. 1915-27 59.95 set

## K C WARFORD AUXILIARY TRANSMISSION

WARFTR K.C. Warford Auxiliary Transmission. Under-drive, direct-drive, and over-drive. Gear box will not stick between gears. Allows the same gear ratio as a 3:1 high speed ring & pinion gear, but you won't have to sacrifice your climbing ability. Your drive shaft housing and shaft need to be shortened for installation. Instructions included.

1909-27 3445.00 each

WARFSP Support for K C Warford Auxiliary Transmission The weight and location of the Warford transmission can put a strain on the back of the motor. This support bolts to the bottom of the frame rails and back end of the Warford transmission to relieve some of the pressure on the motor. It supports the Warford using a rubber bushing. Powder coated black. Includes mounting hardware. NOTE: Requires two bolt holes drilled in the frame rail.

1909-27 349.95 each

C6 Warford Auxiliary Transmission reprint. Instructions for installing and operating the six speed Warford in A TT Truck. 2.20 each

## REBUILT TRANSMISSION

### Rebuilding includes:

1. Degreasing
2. Disassembly and inspection
3. New ring gear
4. Recharging magnets
5. Rebabbitted universal ball cap
6. Assembly and adjustment
7. Rebushing


**NOTE: A rebuildable exchange core required or a \$500.00 refundable core charge will be added Additional charges may apply if any parts of your exchange transmission are not usable.**

3300RT Transmission assembly rebuilding 1909-25 1650.00  
3300RTB Transmission assembly rebuilding 1926-27 1650.00


OPTION-TA Ball bearing universal ball cap. 1909-27 179.95  
OPTION-TD Turbo 400 Clutch assembly. 1909-27 125.95  
OPTION-TG Grind and Polish drums to fine finish 1909-27 99.95

## TRANSMISSION STORAGE STAND

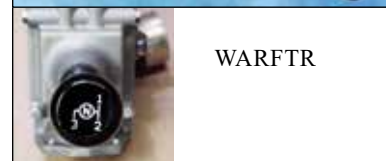
3300TS Transmission storage stand, holds transmission off the floor to help keep magnets clean. 1909-27 45.95




RM5



RECHARGED MAGNETS




WARFTR



C6



3300TS



REBUILT TRANSMISSION


**Used and NOS Parts  
Call for Availability**

*Lang's*

**Technical Support  
978-939-5500**

**83**





## TRANSMISSION DRUMS

ALL NEW transmission drums including a new gear or shaft. NO Core Required!

3301N	Reverse drum, complete new drum with new gear.	1909-27	739.95	each
3306N	Slow speed drum, new drum with new gear.	1909-27	719.95	each
3311N	Transmission brake drum with shaft, all new. Uses new 1926-27 style lug shoes to insure long life (part# 3312S which is included).	1909-25	839.95	each
3311BN	Transmission brake drum with shaft, all new. Uses new 1926-27 style lug shoes to insure long life (part# 3312S which is included).	1926-27	839.95	each

NOTE: The following have NEW drums but use your old gear or shaft. A new drum can be installed on your gear so you still have matching gears or sold on an exchange basis. A Core with a reusable gear required FIRST for rebuilding. Gear must NOT have damaged teeth or be severely worn. (Will pay 15.00 for extra good gear cores).

3301	Reverse drum, new drum with used gear.	1909-27	269.95	each
3306	Slow speed drum, New drum with used gear	1909-27	269.95	each
3311	Brake drum, uses 26-7 style lug shoes that are included, NEW DRUM with used shaft. Core Shaft must not be worn more than .001.	1909-25	409.95	each
3311B	Brake drum, NEW, with used shaft, Core Shaft must not be worn more than .001.	1926-27	435.00	each

## TRANSMISSION DRUM PARTS

3301RIV	Transmission reverse drum rivet, 8 per drum.	1909-27	.90	each
3304	Transmission reverse bushing. Included in set Part# 3327S.	1909-27	11.60	each
3306RIV	Transmission slow speed drum rivet, 8 per drum.	1909-15	1.00	each
3306RIVL	Transmission slow speed drum rivet, used from May 1915.	1915-27	.70	each
3309	Slow speed gear bushing. Included in set Part# 3327S	1909-27	7.75	each
3311RIV	Transmission brake drum rivet, 8 per drum.	1909-27	1.00	each
3311RIVO	Transmission drum rivet. OVERSIZE. for drums and hubs with worn holes. This rivet is .262 Diameter x 7/8" long.	1909-27	2.50	each
3312	Transmission brake drum lug shoe, 6 per car.	1926-27	2.65	each
3312S	Transmission brake drum lug shoe set of 6.	1926-27	15.25	set



## TRANSMISSION BUSHINGS

3327S	Transmission bushing set, 8 piece set. This set includes triple gear bushings that are made from Z-bronze and grooved for better lubrication and longer wear than the standard oillite bushings available on the market. (Included bushings #3304, 3309, 3314-1/2, 3320C and 3327B)	1909-27	61.95	set
3304	Transmission reverse bushing.	1909-27	11.60	each
3309	Transmission slow speed gear bushing.	1909-27	7.75	each
3314-1/2	Transmission triple gear flange bushing, 3 per car.	1909-27	9.85	each
3314-1/2BQ	Transmission triple gear flange bushing, 3 per car. Long lasting, made with material that is closer to the original ZBronze material.	1909-27	21.00	each
3314T	Triple gear flange bushing driving tool.	1909-27	8.95	each
3320C	Transmission driven gear sleeve bushing, 2 per car. Original for later year cars, but can be used on all year cars with the use of part #3320BW	1909-27	4.75	each
3327B	Transmission driving plate bushing.	1909-27	5.75	each



## TRANSMISSION TRIPLE GEARS

3313	Triple gears, set of 3. New gears precisely machined to original Ford specifications. The bushings are not included Part# 3314-1/2	1909-27	287.95	set
3314-1/2BQ	Transmission triple gear flange bushing, 3 per car, best quality. Made with material that is closer to the original ZBronze.	1911-27	21.00	each
3314-1/2	Transmission triple gear flange bushing, 3 per car	1911-27	9.85	each
3314T	Triple gear bushing and cam shaft bearing driving tool.	1911-27	8.95	each
3315	Triple gear pin. These are the pins that press into the flywheel.	1909-27	9.95	each



## CLUTCH DRUM PULLER and GAP GAUGE

5Z-314	Clutch drum puller, reproduction of Steven's Tool Manufacturing too. Quality and necessary tool, it is required to disassemble the transmission.	1909-27	113.95	each
--------	--	---------	--------	------

## TRANSMISSION CLUTCH GAP GAUGE


3339	Transmission Clutch Gap Tool. This handy tool allows you to adjust the three clutch finger screws through the cover door to the proper clearance gap of 13/16". Very difficult to do without this tool.	1909-27	11.75	each
------	---	---------	-------	------

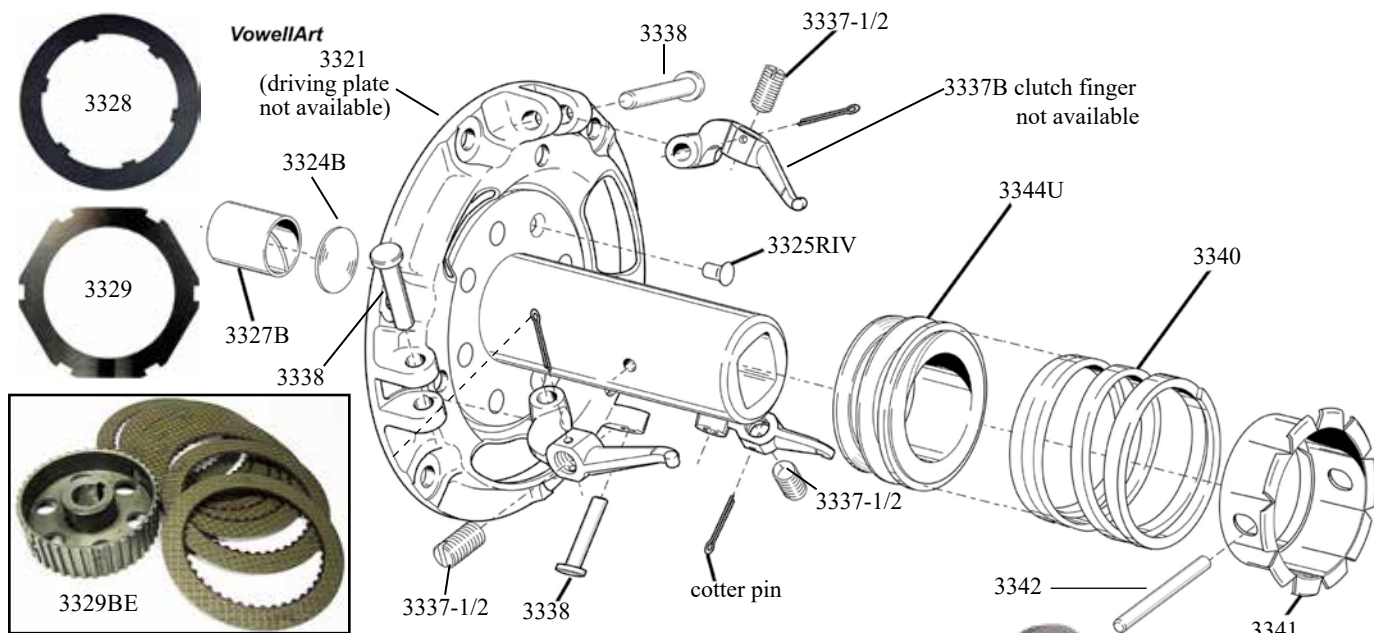
## TRANSMISSION DRIVEN GEAR

3317	Transmission driven gear, new, excellent quality.	1909-27	59.95	each
3318NOS	Driven gear key,NOS,NEW OLD STOCK,never used, 2 per car	1909-27	6.00	each
3320C	Driven gear sleeve bushing, (2 required per car.) Original for 1919-1927 year cars, but can be used on all year cars with the use of part #3320BW.	1909-27	4.75	each

NOTE: 3320C is used on the transmission clutch disc drum 3332LU which has 2 holes around the outer edge. 3332EU has 6 holes and uses a gear sleeve bushing that is not available so 3320C can be adapted for use by using the 3320BW and 3320D spacers.

3320BW	Washer used to convert the early brake drum to accept a later style bushing 3320C, use one of these .025 washers and 2 of part# 3320D washers which are .042 thick. This washer goes on the transmission shaft, inside the brake drum.	1909-19	14.95	each
3320D	Driven gear sleeve washer, 3 per car.	1909-27	2.10	each
3323	Driving plate screw. Holds plate brake drum, 6 per car.	1909-25	1.45	each
3323B	Transmission driving plate screw, 6 per car.	1926-27	6.50	each
3324B	Transmission driving plate shaft plug, goes in tail shaft of drive plate, part #3321 which is not being reproduced.	1909-27	.65	each
3325RIV	Transmission driving plate rivet. Special rivet. Holds the shaft to the driving plate assembly. Sold each, 8 used per car. .25 diameter x 13/16 long, 60 degree flat head.	1909-27	.70	each
3325RIVB	Oversize transmission driving plate rivet, for worn holes. Holds the shaft to the driving plate assembly. Sold each, 8 per car. .265" diameter x 3/4" long, 60 degree head.	1909-27	2.50	each
3327B	Transmission driving plate bushing. Included in set Part# 3327S	1909-27	5.75	each





## TRANSMISSION CLUTCH and DISCS

**3329BE** Modern Turbo 400 clutch disc set: (Original Model T discs are steel, the oil in between increases the surface tension drag causing the car to creep when the clutch is pushed or the car is parked. Especially when transmission is not warmed up yet.) This set prevents disc drag giving your car a definite neutral, excellent control and smooth shifting. Makes using starter and hand cranking easier. Other modern clutch discs available for Model T's have only 6 contact teeth on the gear, Turbo 400 discs have 42 teeth which allows full contact with the center hub, spreading out the pressure among all the teeth increasing strength and reducing wear. Replaces small discs only, use your original large clutch discs, (#3329). It is also recommended that you use a new clutch spring, #3340, which is stronger than the original. Includes new transmission clutch disc drum, turbo 400 discs and instructions. Easy to install.

3328-9S	Transmission clutch disc set, original style. 25 piece set.	1909-27	109.95	set
3328	Transmission clutch disc, small, (12 per car)	1909-27	5.10	each
3329	Transmission clutch disc, large, (13 per car)	1909-27	4.45	each

## CLUTCH PARTS

3331	Transmission shaft. Center Shaft made to a tolerance of + - .0005. This shaft is critical in making sure the transmission is in alignment to the crankshaft. Made of 4140 and heat treated.	1909-27	209.50	each
3331U	Transmission gear shaft, USED	1909-27	85.00	each
3332EU	Transmission clutch disc drum, USED, 6 holes around outer rim	1909-19	25.00	each
3332LU	Transmission clutch disc drum, USED, 2 holes around outer rim	1919-27	25.00	each
3333	Transmission clutch disc drum key, 1 per car.	1909-27	1.85	each
3334	Transmission clutch disc drum set screw	1909-27	3.95	each
3336U	Transmission clutch push ring, USED	1909-27	25.00	each
3337-1/2	Transmission clutch finger screw, 3 per car	1909-25	2.50	each
3338	Clutch finger pin with head, exact reproduction, 3 per car	1909-25	2.75	each
3338B	Clutch finger pin with head, exact reproduction, 3 per car	1926-27	1.75	each
3340	Transmission clutch spring. Identical to original, however, the force factor has been increased 10%. Can be used with standard Ford clutch as well as the modern Turbo clutches. Old weak spring can cause transmission to slip.	1909-27	28.50	each
3340SP	Spacer for weak clutch spring. To give it more force this spacer is added behind the spring. Requires removing only the transmission cover plate. It will help your clutch work like new.	1909-27	19.75	each
3341	Clutch spring support, USED	1909-27	35.00	each
3342	Clutch support pin. Holds the spring and support on tail shaft.	1909-27	.95	each
3344U	Transmission clutch shift collar, USED	1909-27	24.00	each





# TRANSMISSION BALL CAP

Available in standard, .003, .005, and .010 oversize. Best quality available on market. Fits any year Model T. A rebuildable exchange core required or a \$25.00 refundable core charge will be added. Core charge will be refunded for cores received within 90 days. (We will pay 7.50 for extra core).

3369STD	Ball cap, rebabbitted, Standard size. Best quality available on market. (For shaft size from 1.558 - 1.561, Ball cap inside diameter from 1.564.) Requires .004 to .006 clearance for oil.	1909-27	89.95	each
3369.003	Ball cap, rebabbitted, .003 oversize. Best quality available on market. (For shaft size from 1.555 - 1.558, Ball cap inside diameter from 1.561.) Requires .004 to .006 clearance for oil.	1909-27	89.95	each
3369.005	Ball cap, rebabbitted, .005 oversize. Best quality available on market. (For shaft size from 1.553 - 1.556, Ball cap inside diameter from 1.559.) Requires .004 to .006 clearance for oil.	1909-27	89.95	each
3369.010	Ball cap, rebabbitted, .010 oversize. Best quality available on market. (For shaft size from 1.548 - 1.551, Ball cap inside diameter from 1.554.) Requires .004 to .006 clearance for oil.	1909-27	89.95	each
3369BBD	Ball Bearing Universal ball cap, uses a high quality sealed bearing to eliminate oil leaks, vibration and crankshaft fatigue. Can be installed without removing the transmission to machine the tail shaft!! Has new cast silicone bronze housing, no need for an exchange core. Ball on drive shaft tube has to be cut 3/8" and the sleeve that is supplied in this kit has to be machined to fit your tailshaft.	1909-27	179.95	each
3369RB	Ball Bearing Universal ball cap, uses a sealed ball bearing. Requires transmission to be removed and tail shaft to be turned. Has new cast silicon bronze housing, no need for an exchange core. Ball on drive shaft tube has to be cut 3/8".	1909-27	143.95	each



## BALL CAP MOUNTING BOLT SET


2571MB	Universal joint mounting bolt set. Bolts cap to back of oil pan.	1909-27	6.50	set
--------	--	---------	------	-----

# TRANSMISSION COVER

3363	Transmission cover front felt gasket.	1909-27	.85	each
3367	Transmission cover door screw, 6 per car.	1909-27	.20	each
3376AU	Transmission cover, USED, for cars without starter	1916-19	125.00	each
3376BU	Transmission cover, USED, for cars with starter.	1919-25	125.00	each
3376CU	Transmission cover, USED, for cars with starter.	1926-27	125.00	each
3377B	Transmission cover gasket, 2 piece.	1909-27	3.50	set
3378-11	Transmission cover with correct "Ford" Script for mid 1911 to mid 1912.	1911-12	45.95	each
3378-12	Transmission cover door with correct "Ford Made In USA" correct for mid 1912 through mid 1913	1912-13	46.95	each
3378N	Transmission cover door, flat steel with no script, originally used mid 13-17, Sheared and punched as original, not laser cut. Unpainted.	1913-17	33.95	each
3378EU	Transmission cover door, USED.	1913-17	18.00	each
3378U	Transmission cover door, USED.	1918-27	18.00	each
3379B	Transmission cover door gasket.	1911-27	1.30	each
3380	Starter drive hole cover plate, spun steel. Placed over the bendix hole when the starter is not used on the engine.	1919-27	10.75	each
3381	Starter drive cover gasket.	1919-27	.55	each
3382	Rear block off plate for starter cover opening	1919-27	3.35	each
3383U	Front block off plate for starter opening. Used	1919-27	20.00	each
3384	Transmission cover to back of block cap screw.	1926-27	1.05	each
3385	Transmission cover to block shim (2 per car). .25 thick. Aligns cover to block. Keeps bottom oil pan in alignment. May need more than one per bolt. Used with bolt# 3384.	1926-27	1.75	each
3386	Transmission cover to block shim (2 per car). .034 thick, laminated brass so you can make fine adjustments by taking a razor blade and splitting the shim. 10 layers. May need more than one per bolt. Used with bolt# 3384. keeps oil bottom pan in alignment.	1926-27	1.85	each



## TRANSMISSION OIL SCREEN

 **NOTE:** Highly recommended for all T's. This screen filters out bits of worn bands and other mater apt to clog oil lines. Comes with a magnet that helps to filter out any small metal flakes in the oil. Fits under transmission cover door. Directs oil to bands and filters out dirt and lint. A necessary accessory for all Model T's.

3378OS	Transmission oil screen	1911-27	27.95	each
3378OSG	Transmission oil screen, with 2 door gaskets	1911-27	30.25	set



## CLUTCH RELEASE

3400U	Transmission clutch release ring, USED.	1909-27	25.00	each
3402S	Clutch arm shaft seal, neoprene, stops oil leaks on transmission cover where clutch shaft enters. 1909-19 used 2 seals, later cars used 1 seal. Cover needs to be machined to accept these	1909-27	7.25	each
3402BL	Clutch Lever Shaft, For transmission that has the pinned clutch release fork and pined clutch lever. Longer version for covers with the through hole for shaft on passenger side.	1913-17	11.95	each
3402BS	Clutch Lever Shaft, For transmission that have the pined clutch release fork and pined clutch lever. Shorter version for trans covers with out the through hole for shaft on passenger side	1917-18	11.95	each
3403	Clutch lever screw and nut	1909-27	1.25	each
3405	Clutch lever pin.	1909-27	.45	each
3406C	Clutch release fork pin.	1913-27	.45	each
3409	Clutch release fork screw, 2 per car.	1909-14	2.90	each
3411	Clutch lever clevis pin.	1909-27	.20	each



## LOW BAND ADJUSTING SCREW

3415	Transmission band washer, 2 per car.	1909-27	1.20	each
3419	Low band (slow speed) adjusting screw. Note: If your Model T has bands with detachable ears use must use Part #3419B. The later style low band screw	1909-25	14.95	each
3419B	Low band adjusting screw, original for 1926-1927 but this is for use on all T's that use bands with detachable ears.	1909-27	14.95	each
3420	Low band adjusting screw lock nut.	1909-27	2.75	each



## BAND LININGS, KEVLAR

**NOTE:** Kevlar Band Linings have proven more durable than either Scandinavia or cotton bands. They may be the last set of bands you need to buy. Kevlar bands help prevent slipping, chattering and the need for frequent adjusting. Kevlar can withstand temperatures of 400°. They mount with rivets just like original bands.

3416BKL	Kevlar band lining set, with rivets.	1909-25	97.95	set
3416DKL	Kevlar band lining set, with rivets.	1926-27	105.95	set
3416N	Single band lining only, 1-1/8" wide kevlar band for narrow transmission brake drum. (This size band is also used on all year slow speed drums and all reverse drums.)	1909-25	34.95	each
3416W	Single band lining only, 1-3/4" wide kevlar band for wide transmission brake drum (3416N is used on this year slow speed drum and reverse drum.)	1926-27	47.95	each



## SCANDINAVIA BAND SET

3416BS	"Scandinavia" band lining set with rivets. a coated cotton fabric band.	1909-25	59.95	set
3416DS	"Scandinavia" band lining set with rivets.	1926-27	Temporarily Unavailable	

## BAND CHANGING GASKET SET

3416GS	Band changing gasket set, 9 piece set.	1909-27	6.75	set
--------	--	---------	------	-----



## BAND CHANGING TOOLS

1917U	Band Adjusting Wrench. An original #1917 Ford Script wrench. A double open-ended wrench that came in the tool set provided with the car when new. These wrenches are not being remanufactured. They are original parts in good used condition.	1909-27	15.00	each
3416TNW	Band nut and washer tool, new design tool that holds the band nut and washer so they can't fall into the transmission.	1909-27	19.95	each
3416T	Band changing tool, pulls the band around the drum.	1909-27	12.25	each
3416TCW	Band clamp and wrench tool, clamp holds the bands in place while tightening nut with the wrench.	1909-27	13.50	each
3422RST	Rivet Setting Pliers for installing transmission band split rivets. Splits the rivet end and bends it back over into the band material. This tool allows you to easily install the rivet tightly because it is clamps onto both sides of the rivet at once. 8-1/2" long.	1909-27	27.95	each
3422RT	Transmission band/hood lacing rivet punch tool. Splits and curls rivets. You support the rivet head on a flat surface and use this punch with a hammer to split and curl the rivet.	1909-27	29.95	each



1917U



3422RT  
end  
view

3416TCW

3416T

3416TNW

## BAND SPRING

NOTE: Transmission band springs are used to return the pedals after use and keep bands away from drums. Weak springs can cause damage to your bands. We recommend 3425BQ which is made to the original Ford specs, with the exception that it is slightly longer to provide adequate spring pressure when used with modern Kevlar band linings. The gold colored, T-3425 springs are too short for most Model T's.

3425BQ	Band spring, best quality, longer to help prevent drag, A MUST WHEN USING KEVLAR BANDS and recommended for all cars.	1909-27	2.50	each
3425	Band spring, gold colored, 3 per car.	1909-27	.75	each



3422RST

## BAND RIVETS, SPRING, NUT and WASHER

3422B	Band rivets, brass, package of 25, enough for all the bands	1909-27	1.50	set
3422OV	Band rivet, oversize, longer than standard rivet in band kits. Package of 25, enough for all the bands.	1909-27	6.25	set
3415	Band adjusting nut washer, 2 per car.	1909-27	1.20	each
3426	Band adjusting nut, 2 per car.	1909-27	1.35	each



3422B  
3422OV



3425BQ

3425

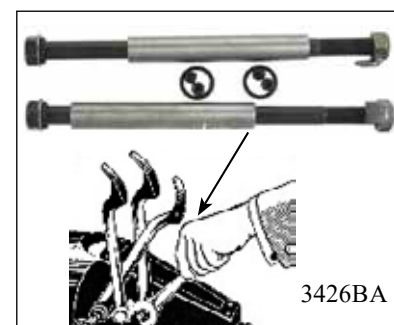


3415

3426

## EXTERNAL BAND ADJUSTERS

3426BA	External Band Adjusters. Make reverse and brake band adjusting fast, easy, and clean without removing the transmission door cover. Includes "O" rings to insure no leaks. Install in minutes. No modifications to transmission required. Fits all types of Model T's with or without a starter. Instructions included.	1909-27	69.95	set
--------	--	---------	-------	-----



3426BA

## PEDALS AND CONTROLLER SHAFT

**Lang's tech tip:** Pedal shafts can be easily modified for use with later removable clip bands by cutting the shaft back so that only 3/4" is sticking out from step, part #3419B has to be used with this style band

3427-35S	Pedal shaft seal, "O" ring seal that fits between pedal shaft cam and transmission cover on pedal shafts, set of 3.	1909-27	.75	set
3427	Slow speed shaft.	1909-25	8.95	each
3427B	Slow speed shaft, for bands with detachable ears only. This shaft is shorter for bands with detachable ears only. It goes into the transmission cover and the clutch pedal attaches to it.	1909-27	8.75	each
3427B.005	Slow speed shaft, Oversized (.005), for bands with ears only. Must use a reamer to machine transmission cover and pedal to correct size for shaft.	1909-27	8.95	each
3428	Slow speed notch, this is the part that attaches to the slow speed shaft on the inside of the engine. It mates against the clutch pedal support Part# 3442. Wear on this part can cause damaged bands and drums.	1909-27	17.95	each
3429	Slow speed notch pin.	1909-27	.25	each



3427

3427B  
3427B.005

3427-35S

3429

3428



3434R	Pedal head, lettered "R", same style as brass era pedals, cast ductile iron Replace the old worn pedals. Just cut off the old ones and weld these in place. 1909-14	12.95	each
3434B	Pedal head, lettered "B", weld on as above.	1909-14	12.95 each
3434C	Pedal head, lettered "C", weld on as above.	1909-14	12.95 each
3434-15	Pedal head, ribbed, weld on as above. This pedal head was used for all three pedals in that year.. (Also used on many Canadian cars).	1915	14.50 each
3435	Brake and reverse pedal shaft. 2 per car	1909-27	10.95 each
3435.005	Brake and reverse pedal shaft, Oversize (.005). Must use a reamer to make the hole in transmission covers and pedal larger to fit this shaft.	1909-27	10.95 each
3436	Brake and reverse pedal support. This is the cam that bolts to the outside of the hogs head which usually wears out and can cause damaged bands and drums.	1909-27	15.95 each
3437	Pedal support bolt and nut. Bolts brake and reverse pedal support to the transmission cover.	1909-25	4.45 each
3437C	Pedal support bolt and nut. Bolts brake and reverse pedal support to the transmission cover.	1926-27	3.15 set
3441	Pedal pin.	1909-27	.25 each
3442	Clutch pedal support cam, Bolts to the inside of the hogs head. Part# 3428, the slow speed notch mates against this.	1909-27	15.75 each
3443	Clutch pedal support bolt.	1909-27	2.10 each



## PEDAL PADS

3439PS	Pedal pads, Lettered C, R, and B. black rubber, helps prevent foot from slipping on pedal. 3 piece set.	1909-25	8.95 set
3439RS	Pedal pads, Lettered C, R, and B. black rubber, helps prevent foot from slipping on pedal. 3 piece set.	1926-27	7.95 set




## PEDAL EXTENSIONS, Accessories

3439-40B	Pedal Extensions. In 1926 Ford widened it's clutch and brake pedals to make them easier to use. These cast iron make the 1909-25 pedals similar to that style. They slip over your existing pedals and are held in place with a set screw. The pedals had slight differences from 1909-25 so some filing may be necessary.	1909-25	69.95 pair
3439EX	Pedal Extension, for reverse pedal only, never get your boots caught between the pedals again! Patterned after original period accessory. High quality cast aluminum with set screw. Slides over pedal	1909-25	29.95 each




## SLOW SPEED CONNECTION

3445	Slow speed connection.	1909-27	8.25 each
3445-7SE	Slow speed connection set, complete 6 piece set. This set includes the original style cast iron clevis.	199-19	23.95 set
3445-7S	Slow speed connection set, complete 6 piece set. This set includes the original style rolled steel clevis.	1920-27	12.95 set
3447E	Slow speed clevis end, Original early style, cast iron	1909-19	17.35 each
3447	Slow speed clevis end. Original style, rolled steel. (Note: the Model A style part#A2461 is different from this Model T style.)	1920-27	6.25 each



## HAND BRAKE QUADRANTS

3448Q	Hand brake quadrant, 4 hole, excellent quality	1909-25	35.95 each
3448BQ	Hand brake quadrant, 2 hole, excellent quality	1925-27	35.95 each
3448-RH	Right-Hand Drive brake quadrant, excellent quality	1909-25	39.95 each
3448B-RH	Right-Hand Drive brake quadrant, excellent quality	1925-27	35.95 each
3448RIV	Brake quadrant rivet set.	1909-27	1.75 set



## HANDBRAKE PAWL and PINS


3456B	Hand brake lever pin. Holds brake lever onto the cross shaft.	1909-27	.25	each
3458	Hand brake lever pawl, stamped steel.	1919-27	5.85	each
3459	Hand brake lever pawl pin, special step rivet.	1909-27	.55	each

## HANDBRAKE LEVER PULL RODS

3460	Hand brake lever pull rod, solid brass rod from hand release handle to pawl.	1909-11	13.50	each
3460B	Hand brake lever pull rod, as above but Steel	1911-27	11.95	each
3461	Hand brake release pull rod rivets only, original style, (ONE for the top end of the pull rod and ONE for the pivot on the sheet metal handle)	1909-27	1.50	pair




## HANDBRAKE LEVER SPRINGS and PIN

3463	Hand brake lever spring, original style, includes rivets. (NOTE: will not work on Ton Trucks)	1909-27	1.75	each
3463R	Snap on hand brake spring, replaces hand brake lever spring, fits between pawl and emergency brake shaft.	1909-27	1.85	each
3463RIV	Rivets only for hand brake lever spring, part#3463, steel.	1909-27	.60	pair
3466	Hub brake lever pin. Holds hub brake levers on emergency brake cross shaft. U.S.A.	1909-27	.25	each




## BRAKE RODS

**BRAKE RODS:** The best quality emergency brake rods listed below are the exact reproductions of Ford's originals.



3468	Brake rod, cast clevis end.	1909-17	75.95	pair
3468B	Brake rod stamped clevis end	1918-25	67.95	pair
3468C	Brake rod, straight rod.	1926-27	64.95	pair

## BRAKE ROD CLEVIS END

3467E 	Brake rod clevis end. Original early style, cast iron. (Similar to 3467 but clevis pin mounts at an angle to match angle of brake rods)	1909-19	19.50	each
3467	Brake rod clevis end. Original style, rolled steel. (Note: the Model A style part#A2461 is different from this Model T style.)	1920-27	6.25	each



## ROD ANTI-RATTLE SUPPORT BRACKETS

3470-71E	Brake rod support bracket, These brackets are duplicates of the originals and a show quality reproduction.	1910-13	78.50	pair
3470-71E2	Brake rod support bracket. These brackets are duplicates of the originals and a show quality reproduction.	1914-15	54.95	pair
3470	Brake rod support bracket, RIGHT	1916-27	9.50	each
3471	Brake rod support bracket, LEFT	1916-27	9.50	each
3472	Support bracket bolt and nut. Correct head carriage bolt and nut.	1914-27	4.50	pair



## STEERING COLUMN SUPPORTS

3500	Steering column support bracket, cast aluminum, adds strength to steering column, mounts from firewall (or dash) to steering column, Apco accessory style.	1909-15	22.95	each
3500H	Steering column support bracket, cast aluminum, as above but has groove for the horn wire tube to pass through.	1915-23	22.75	each
3500BR	Steering column support bracket, Brass, no horn wire tube groove, (will fit any year speedster).	1909-23	88.50	each
3500FL	Torpedo steering column flange, brass. Used to convert standard column in a torpedo style column.	1910-11	129.95	each
3500C	Steering to dash support bracket, 2 piece.	1922-25	53.95	set
3500CB	Steering to dash support bracket, bottom half only.	1922-25	8.50	each
3500RC	Steering column rubber cushion. This pad was used on roadsters, touring cars and c-cab trucks. It mounts between the dash and dash bracket, Part# 3500C	1922-25	1.95	each
3500D	Steering column support. Mounts onto steel dash panel, just below the steering column and helps support it. Reproduction of hard to find and often missing bracket.	1926-27	29.95	each
3515A	Steering column to firewall lower support bracket. Excellent reproduction of an original bracket that is often missing. Mounts to the wooden firewall and helps support the column. It also adds strength and stiffens the firewall helping to prevent cracks. For use on all 1926-1927 Roadsters, Touring Cars, Coupes and Tudor Sedan. <i>NOTE: Does not fit the 1926-1927 Fordor Sedans.</i>	1926-27	29.95	each



## STEERING WHEEL RIMS

NOTE: Rims only - DOES NOT include the center spider or rim screws

3501WB	Wood rim for steering wheel, 16" o.d., 13-5/8" i.d., smooth mahogany rim, for use with an original stamped steel spider. Unfinished wood.	1919-25	128.95	each
3501BL	Black rim for steering wheel, 16" o.d. This is a duplicate of the original 1919-1925 steering rims. Made out of high strength ABS plastic, for use with an original stamped steel spider.	1919-25	55.95	each
3501WC	Wood rim for steering wheel, 17" o.d., 14-5/8" i.d., smooth mahogany rim, for use with an original stamped steel spider. Unfinished wood.	1926-27	128.95	each



## STEERING WHEEL RIMS SCREWS

3502BR	Steering wheel rim brass screw set. Will work with any brass spider and wood wheel. Original for 1909-12. Set of 4.	1909-12	4.95	set
3502S	Steering wheel rim raven finished screw set. For use with original cast iron spider and wood wheel. Set of 4.	1913-17	5.75	set
3502	Steering wheel rim screw set. Used with original 1918-27 Fordite steering rims. Steel as original. Set of 4. This is a special size screw, if the wrong size is used it will break the Fordite rim.	1918-27	4.65	set

## STEERING WHEELS with SPIDERS

3503B-SP	Steering wheel with smooth wood rim and brass spider, 12-1/2 o.d., 10" i.d., for speedsters (or "fat bellies"). Rim is made of unfinished mahogany. 1909-10	1909-10	346.00	each
3503B	Steering wheel with smooth wood rim and polished brass spider, 14-1/2 o.d.. rim, 12" i.d. rim. Rim is made of unfinished mahogany. 1911-12, but can be used on all years	1911-12	346.00	each
3503BC	Steering wheel with smooth wood rim and chrome spider. 14-1/2 o.d., 12" i.d. rim. Rim is made of unfinished mahogany, accessory.	1909-27	384.95	each
3503BL	Steering wheel, painted black with and polished brass spider, 14-1/2 o.d.. rim, 12" i.d. rim, 1911-12 but can be used on all years	1911-12	346.00	each
3503BC-SP	Steering wheel with smooth wood rim and chrome spider, 12-1/2 o.d., 10" i.d., for speedsters (or "fat bellies") . Rim is made of unfinished mahogany. accessory	1909-27	369.95	each





## TILT STEERING WHEEL BRACKET

Tilt Wheel Bracket. "Fat Man Bracket". Easy installation, just remove the steering wheel then attach the bracket to the steering gear shaft with key and special nut that is supplied. The steering wheel is mounted back on top of the bracket using the original key and steering wheel nut. The top release knob is pulled to allow the steering wheel to be tilted for easy entrance into your T.

3503TW	Solid polished brass, Tilt Wheel Bracket. "Fat Man"	1909-27	295.95	each
3503TWC	Chrome plated brass, Tilt Wheel Bracket. "Fat Man"	1909-27	299.95	each



3503TW  
CLOSED  
POSITION



3503TWC  
OPEN  
POSITION



3504



3504B



3509

## COLUMN COVER and QUADRANT

3504	Steering gear cover, solid polished brass. Covers the steering gear case under the steering wheel.	1909-14	35.50	each
3504B	Steering gear cover, Nickel plated as original. Covers the steering gear case under the steering wheel.	1917-27	34.95	each
3505	Set Screw for steering gear cover. This is the small, brass set screw that screws into the top of the steering gear cover	1909-1916	.20	each
3505ST	Set Screw for steering gear cover. This is the small set screw that screws into the top of the steering gear cover, Stainless steel.	1917-1927	.15	each
3507R	Steering gear case brass rivet, set of 6. Rivets together 2 piece early gear case at top of steering shaft.	1909-14	1.95	set
3509	Steering gear quadrant, solid brass.	1909-14	37.50	each
3509RBR	Steering Quadrant to column rivet, brass, .166 diameter X 2" long. Length can be cut to size required. Hold the steering quadrant to the steering column. 2 required per car.	1909-14	.85	each
3509RBO	Steering Quadrant rivets, brass, oversize, .183 diameter X 1-1/2" long. Hold the steering quadrant to the steering column. 2 required per car, sold each.	1909-14	1.00	each
3509RST	Steering Quadrant to column rivet, steel, .155 diameter X 1-3/8" long. Hold the steering quadrant to the steering column. 2 required per car.	1915-27	.30	each



3507R



3509RBR  
3509RBO




3509RST



3511B



3511LC



3511



3511N  
3511C

## STEERING WHEEL NUTS

These nuts hold the steering wheel to the steering column. A chrome or nickel nut can be used as a good looking Accessory for any model T. (Model T's originally only came with either brass or black, high crown wheel nuts.)

3511LC	Steering wheel nut, brass, low crown, accessory	1906-14	7.95	each
3511B	Steering wheel nut, polished solid brass, high crown, For 1906-13 Fords but can also be used as a brass accessory on 1915-1927 steering columns.	1906-13	8.50	each
3511	Steering wheel nut, steel, high crown.	1913-27	3.25	each
3511C	Steering wheel nut, Chrome plated, high crown. Accessory	1917-27	7.95	each
3511N	Steering wheel nut, Nickel plated, high crown. Accessory	1917-27	10.95	each

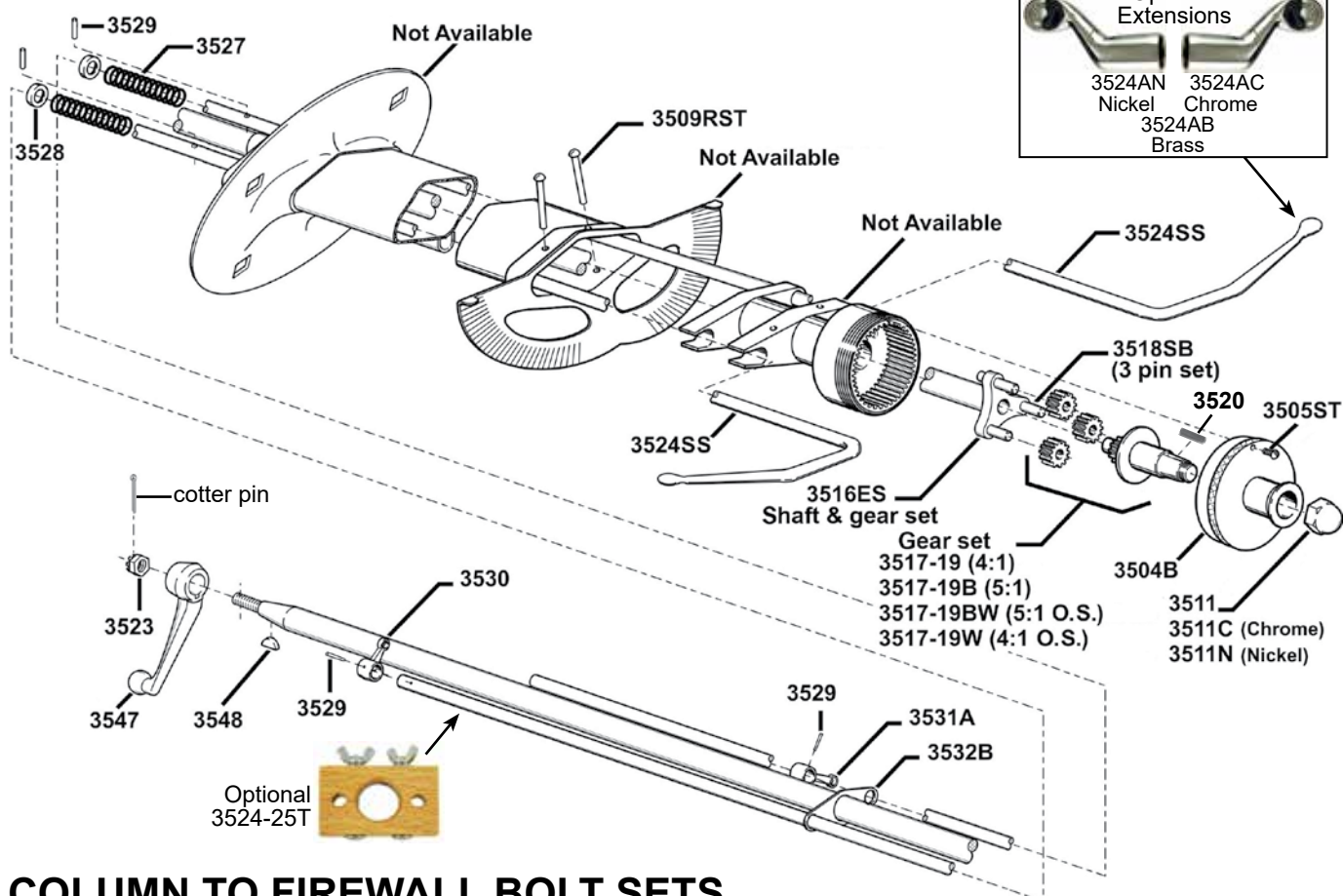
Used and NOS Parts  
Call for Availability

*Lang's*

Technical Support  
978-939-5500

93

# 1917-1925 STEERING COLUMN ASSEMBLY




## COLUMN TO FIREWALL BOLT SETS

3513MB	Bolt set for mounting steering column to firewall. Brass oval head screws, washers and nuts. 12 piece set.	1909-11	17.95	set
3513MBB	Bolt set for mounting steering column to firewall. Brass oval head screws, washers and nuts. 12 piece set.	1911-12	19.95	set
3513MBC	Bolt set for mounting steering column to wood firewall. Steel carriage bolts, washers, nuts. 12 piece set.	1913-23	2.55	set
3513MBD	Bolt set for mounting steering column to steel firewall. Steel carriage bolts, washers, nuts. 12 piece set.	1923-27	3.95	set



## STEERING COLUMN SHAFT

3516E	Steering column shaft only, 5:1 gear ratio.	1926-27	235.95	each
3516ES	Steering shaft kit, 5:1 gear ratio. This ratio increases steering leverage and makes driving less tiring and less dangerous. Includes shaft, pinion and 3 gears. Original for 1925-27 but fits 1912-27 cars and trucks. Requires no modifications to car and looks 100% original after installation. USA.	1912-27	287.95	set



## STEERING CASE GEARS

3517-19	Steering gear drive pinion and gear set, 4-1 gear ratio, set of 4.	1919-24	56.95	set
3517-19B	Steering gear drive pinion and gear set, 5-1 gear ratio, set of 4.	1925-27	56.95	set
3517-19W	Steering gear drive pinion and gear set, 4-1 gear ratio, 4 piece set, OVERSIZE pinion shaft to take up play in gear cover. Cover may have to be machined to fit.	1919-24	56.95	set
3517-19BW	Steering gear drive pinion and gear set, 5-1 gear ratio, 4 piece set, OVERSIZE pinion (as described above).	1925-27	56.95	set



## STEERING GEAR PIN SET

3518SB Steering gear pin set, 3 piece These are the pins that the 3 pinion gears pivot on. (Set includes 4 pins so it will fit all years.) 1909-27 2.10 set



3520



3518SB

## STEERING GEAR KEY


3520 Steering gear drive pinion key, used to keep steering wheel in place. 1909-27 .95 each



3523

## STEERING SHAFT CASTLE NUT

3523 Steering gear post castle nut. (Shaft castle nut) 1909-27 1.20 each



3524SS  
1917-1927  
Spark  
and  
Gas Rods



Cut ends for use with  
Spark and Gas Knobs  
1909-1912



Flattened Tapered  
oval ends  
1913-16



Flattened Tapered  
round ends  
1917-27

## SPARK and GAS RODS

These are the rods that run down the steering column and control the spark advance and throttle speed. The 1909-1912 rods have cut ends and use the spark and rod knobs.

The 1913-1927 have flattened ends and can use only the accessory extensions if desired.

3524EOR	Spark and gas rods, Brass plated steel which is how Ford originally made them. The cut ends are made to accept part #3526 ( Not included).	1909-10	135.00	pair
3524E1	Spark and gas rods, Solid Brass (Same size as original, solid brass not brass plated steel. The cut ends are made to accept part #3526 ( Not included).	1909-10	69.95	pair
3524E2	Spark and gas rods, Solid Brass, The cut ends are made to accept part #3526 ( Not included).	1911-12	79.95	pair
3524ET	Spark and gas rods, Solid Brass, Torpedo Roadster and Runabouts. The cut ends are made to accept part #3526 ( Not included).	1911	65.95	pair
3524E-12	Spark and gas rods, Solid Brass (for one piece dash) The cut ends are made to accept part #3526 ( Not included).	1912	65.95	pair
3524E3	Spark and gas rods, Solid Brass, Flattened oval tapered ends (also referred to as paddle ends)	1913-16	109.95	pair
3524SS	Stainless steel spark and gas rods, Flattened round tapered ends	1917-27	85.00	pair



3526

## SPARK and GAS KNOBS

The lever extensions can be used on door levers or spark and gas rods. They allow easier access to the levers and rods.

3526	Spark and gas rod knobs, original style 2 piece set, Black plastic, The press fit onto the the cut ends of early spark and gas rods	1909-12	26.75	pair
3524AB	Accessory spark & gas lever extensions, polished brass	1915-27	23.95	pair
3524AN	Accessory spark & gas lever extensions, nickel plated	1917-27	24.95	pair
3524AC	Accessory spark & gas lever extensions, chrome plated	1917-27	23.95	pair



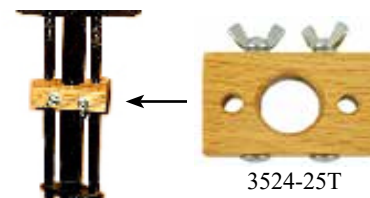
3524AC  
3524AN



3524AB

## SPARK AND THROTTLE ROD RETAINER

3524-25T Spark and throttle rod retainer. Accessory. Made from red oak. It allows easy adjustment of the retention on both the spark and throttle rods and keeps them from unwanted movement while driving at a constant speed 1909-27 15.50 each



3524-25T

Used and NOS Parts  
Call for Availability

*Lang's*

Technical Support  
978-939-5500

95



## SPARK and GAS ROD PARTS

3527	Spark and throttle control rod (gas rod) springs.	1909-27	1.10	pair
3528A	Spark and throttle rod spring collar, set of 2	1909-16	9.95	pair
3528	Spark and throttle rod spring cup, set of 2	1917-27	4.85	pair
3529	Spark and throttle control rod pins.	1909-27	.40	pair

## SPARK ROD LEVERS

These levers attach to the end of the spark rod that runs down the steering column with a pin. The commutator rod from the steering column to the timer then hooks to it.

3530E	Spark rod lever, early cast, angle style.	1909-14	14.95	each
3530	Spark rod lever, early cast, straight style.	1915-27	8.95	each

## THROTTLE ROD LEVERS

The larger hole of these levers slides over the lower end of the throttle rod that runs down along the side of the steering column. The carburetor rod hook into the smaller hole.

3531E	Throttle rod lever, two pin.	1909-10	17.50	each
3531	Throttle rod lever, two pin.	1911-14	9.95	each
3531A	Throttle rod lever, one pin.	1915-26	9.75	each
6297	Vaporizer throttle rod lever, bolt on style. For use on a non-vaporizer steering column to allow use of vaporizer carburetor.	1926-27	23.95	each

## THROTTLE ROD GUIDES

These guides mount on steering column and supports the gas and sparks rods in place. Mount halfway between firewall and steering column bracket.

3532E	Throttle rod guide, cast iron	1909-12	17.50	each
3532	Throttle rod guide, cast	1913-16	18.95	each
3532B	Throttle rod guide, stamped steel	1917-27	5.25	each

## COMMUTATOR (TIMER) RODS


Commutator (timer) rods run from the timer to the spark rod on the steering column.

3534WP	Commutator pull rod for use only on early 1909 Model T's that have a factory water pump. This is the rod with the threaded end only. It does not include the ball and socket joint for the end, part#3536.	early 1909	18.95	
3534A	Commutator rod, for early cars that have a 2 piece, brass timer. This is the rod with the threaded end only. It does not include the ball and socket joint for the end, part#3536.	1909-11	18.95	
3534A1	Commutator rod. This is the rod with the threaded end only. It does not include the ball and socket joint for the end, part#3536.	1911-21	18.95	
3534B	Commutator rod, correct for 1921-25 but can be used on 1911-25 cars and ton trucks.	1911-25	6.75	
3534C	Commutator rod.	1926-27	3.95	
3536	Swivel Joint only, for Commutator Rod. This ball and socket joint threads onto the early style commutator control rods (These rods are part numbers 3534WP, 3534A and 3534A1). It is not included with the rods.	1909-21	29.95	

## CARBURETOR RODS

Carburetor rods run from the carburetor to the gas rod on the steering column.

3535E	Carburetor throttle rod (pull rod) with adjustable angle joint. Excellent reproduction.	1909-15	24.95	
3535	Carburetor throttle rod, correct for 1915-25 but this less expensive rod can used from 1909-25	1909-25	5.25	
3535B	Carburetor throttle rod.	1926-27	5.25	
3538	Adjuster End for carburetor pull rod. This is the threaded, right angle replacement end only for the carburetor pull rods. excellent reproduction.	1909-21	14.95	



## ROD BENDING TOOL

### -for COMMUTATOR and CARBURETOR RODS

3534TL	Timer Rod Bending Tool set, Now it's easy to set the correct position of the timer on your Model T. Three different tools are offered for various adjusting methods of the timer control rod, whether on or off the car.	1909-27	17.95	set
--------	--	---------	-------	-----

## LOWER STEERING COLUMN BRACKET

3539CU	Steering gear to frame bracket, USED.	1911-25	35.00	each
3539DU	Steering gear to frame bracket, USED.	1926-27	35.00	each
3540-1	Steering bracket bolt and nut set, 9 piece.	1909-27	6.25	set
3544	Steering bracket felt washer.	1909-27	.50	each
3545	Steering bracket bushing, 1" X 3/4" X 1-1/4, From approx. 1909-1921 the brackets required 2 per car, The later cars used 1.	1909-25	6.65	each
3545B	Steering bracket bushing, 7/8" X 3/4" X 1-1/4".one per car.	1926-27	4.95	each
3546	Steering bracket wood block. Mounts between frame and steering bracket.1909-27	4.95		

## STEERING GEAR BALL ARM

3547	Steering gear ball arm, (pitman arm). Cast Steel. Mounts on bottom of steering column using key Part# 3548 and held in place by castle nut.	1909-27	35.95	each
3548	Steering gear ball arm key.	1909-27	.90	each

## STEERING BRACKET GREASE CUPS

3596BR	Steering bracket grease cup, brass, accessory	1909-27	8.45	each
3596S	Steering bracket grease cup, steel.	1909-27	3.45	each

## GREASE CUP, with Modern Zerk Grease Fittings

Modern zerk grease fitting hidden inside regular grease cups. Just remove grease cup cover and use a modern grease gun to grease your Model T. No more grease mess. They look totally original from the outside and can be used on the rear axle, drive shaft and steering shaft.

2545BGR	Rear Axle small brass grease cup, with Zerk fitting	1909-27	9.95	each
2545GR	Rear Axle small steel grease cup, with Zerk fitting	1909-27	7.25	each

## FLOOR BOARD TRIM

NOTE: Best quality, made to original Ford specifications and Includes correct odd size mounting screws. Each of these best quality sets has 3 pieces and includes the correct mounting screws.

3625-33BR	Flat pedal and emergency brake lever trim set, Unpolished Brass	1909-11	117.95	
3625-33E2	Flat pedal and emergency brake lever trim set, steel with countersunk hole	1911-12	47.95	
3625-33E3	Flat pedal and emergency brake lever trim set, steel without countersunk holes	1913-17	42.75	
3625ES	Pedal trim only, flat steel, non-original.	1911-18	25.75	pair
3633E	Emergency brake lever trim only, flat steel, non-original	1911-18	7.50	each
3625AS	Pedal trim only, stamped steel, as original.	1919-25	14.95	pair
3633	Emergency brake lever trim only, stamped steel, as original	1919-25	2.75	each
P189TRIM	Floor board lever trim, flat steel. For Ruckstell shift lever only	1909-27	10.50	each
3625BS	Pedal trim only, stamped steel, as original.	1926-27	14.95	pair
3633D	Emergency brake lever trim only, stamped steel, as original.	1926-27	3.50	each

## FLOORBOARD DRAFT DEFLECTOR

3631DD	Floorboard draft deflector, attaches below the floorboards to keep hot (or cold) air from coming up through the three pedal slots, powder coated black.	1926-27	7.50	each
3631DDR	Rivet set for mounting draft deflector. Set of 4.	1926-27	1.35	set



## FLOOR BOARD JOINING PLATE

3626BR Floorboard joining bracket. Holds the two floorboard pieces that form the angle by the bottom of the pedals together on closed cars and trucks. Steel, 3 per car. 1909-27 3.50 each



3626BR

## FLOOR BOARDS

These are the best quality floor boards available for Model T Fords. They are exact reproductions, to the original Ford specifications and fit like the originals. Made locally in the USA

All floorboards are available in hardwood, which is what Ford originally used, or a furniture grade birch plywood which is an economical alternative to the hardwood boards.




3626ERDH

Tech Tip: Originally finished in a semi-flat black paint. (Closed car and truck floorboards use three metal brackets to fasten them together. Part#3626BR if you need to replace yours.)



3626ORH



3626-12H



3626EH



3626ARDH



3626AQH1



3626AQH2



3626BQH



3626BRDH

## Front Roadsters and Touring Car Floorboards Sets

### Hardwood

3626ORH	Roadster and Touring	1909-10	149.95
3626TRH	Torpedo roadster	1911	224.95
3626-12H	Touring with 4 doors	Early 1912	149.95
3626EH	Roadster and Touring	1911-14	149.95
3626AQH1A	Roadster and Touring, With slot for speedometer cable	1915-18	149.95
3626AQH1B	Roadster and Touring, With NO slot for speedometer cable	1915-18	149.95
3626AQH2	Roadster and Touring	1919-25	149.95
3626BQH	Roadster and Touring	1926-27	149.95

### Plywood

3626E	Roadster and Touring	1911-14	114.95
3626AQ1	Roadster and Touring, With slot for speedometer cable	1915-18	114.95
3626AQ1B	Roadster and Touring, With NO slot for speedometer cable	1915-18	114.95
3626AQ2	Roadster and Touring	1919-25	114.95
3626BQ	Roadster and Touring	1926-27	114.95

## Rear Touring Car Floorboards Sets

### Hardwood

3626ERDH	Touring	1913-19	85.00
3626ARDH	Touring	1919-25	110.95
3626BRDH	Touring	1926-27	114.95

### Plywood

3626ARD	Touring	1919-25	54.95
3626BRD	Touring	1926-27	110.95



## Front Coupe and Tudor Sedan Floorboards Sets



17549-COV



3626TFH



3626TUSH

3626CAH



### Hardwood

3626CE1H	Coupelet	1915-18	149.95
3626CE2H	Coupe, used on cars made before change to high engine head	1918-19	149.95
3626CEH	Coupe	1919-23	149.95
3626CAH	Coupe and Tudor	1924-25	149.95
3626CBH	Coupe and Tudor	1926-27	149.95
3626TUS	Floorboard that is located at the bottom of the front un		
3626TUSH	Floorboard that is located at the bottom of the front un		

### Plywood

3626CE1	Coupelet	1915-18	114.95
3626CE2	Coupe, used on cars made before change to		
	high engine head	1918-19	114.95
3626CE	Coupe	1919-23	114.95
3626CA	Coupe and Tudor	1924-25	134.95
3626CB	Coupe and Tudor	1926-27	114.95
t storage area. Made form plywood.		1926-27	105.00
t storage area. Made form hardwood.		1926-27	140.00

## Center and Rear Tudor Sedan Floorboards Sets

### Hardwood

3626TF1H	Tudor Sedan Rear, half lap joint	1924-25	114.95
3626TF2H	Tudor Sedan Rear, NO lap joint	1924-25	114.95
3626TFH	Tudor Sedan Rear - 1 Piece version	1926-27	139.95
17549-COV	Tudor Sedan, Rear Cross Member Housing Anti-Rattle the rear seat. This panel is a copy of an original.		

### Plywood

3626TF1	Tudor Sedan Rear, half lap joint	1924-25	74.95
3626TF2	Tudor Sedan Rear, NO lap joint	1924-25	74.95
3626TF	Tudor Sedan Rear - 1 Piece version	1926-27	125.00

## Front Center Door Sedan Floorboards Sets

### Hardwood

3626CDH1	Center Door Sedan	1915-18	149.95
3626CDH	Center Door Sedan	1919-22	149.95
3626CDAH	Center Door Sedan	1923	149.95

### Plywood

3626CD1	Center Door Sedan	1915-18	114.95
3626CD	Center Door Sedan	1919-22	114.95
3626CDA	Center Door Sedan	1923	134.75

**NOTE:** The rear floor boards are not available at the time this catalog went to press. Call for current availability.

## Front Fordor Sedan Floorboards Sets

### Hardwood

3626CAFH	Fordor Sedan	1923-25	149.95
3626CBFH	Fordor Sedan	1926-27	149.95

### Plywood

3626CFA	Fordor Sedan	1923-25	134.75
3626CBF	Fordor Sedan	1926-27	114.95

## Rear Fordor Sedan Floorboards Sets

### Hardwood

These are all hardwood floor board sets. NOTE: If you need the boards that fasten permanently to the body they are also available, you need to order them separately Part# 16020, 16022A and 16022B.

3626CRH1	Fordor Sedan Rear, hardwood. Does not include part# 16020 or 1622A	1923-24	39.95
3626CRH2	Fordor Sedan Rear, hardwood. Does not include part# 16020 or 16022A.	1924-25	39.95
3626CRH3	Fordor Sedan Rear, early 1926 (for cars that had two individual boards that run half way across the floor plus the battery cover), hardwood, Does not include part# 16022B.	Early 1926	39.95
3626CRH4	Fordor Sedan Rear, late 1926-27 (for cars that had a the boards on the passenger's side that run half way across the floor joined together with 2 cleats mounted on the bottom, hardwood. Does not include part# 16022B.	Late-1926-27	59.95
16020	Floorboard that screws permanently under rear of the front seat riser, hardwood	1923-25	24.95
16022A	Floorboard that screws permanently under the front of the rear seat riser, hardwood	1923-25	24.95
16022B	Floorboard that screws permanently under the front of the rear seat riser, hardwood	1926-27	24.95

**Used and NOS Parts  
Call for Availability**


*Lang's*

**Technical Support  
978-939-5500**

**99**

## BATTERY TRAP DOORS, Sold Separately, Hardwood

16112A	Fordor battery trap door, half lap joint	1923-24	59.95
16112B	Fordor battery trap door, no half lap joint	1924-25	59.95
16112C	Fordor battery trap door	1926-27	59.95
10645	Coupe battery trap door	1919-25	49.95
57319A	Coupe battery trap door	1926	74.95
57319B	Coupe battery trap door, 37-3/4"	1926	114.95
57319C	Coupe battery trap door, 22-13/16"	1926-27	74.95
10074	Center door	1919-23	45.95
5308	Roadster battery trap door	1920-25	33.95



## Ton Truck, Closed Cab Floorboards

### Hardwood

3626CAH	Ton truck, closed cab	1924-25	149.95
3626CBH	Ton truck, closed cab	1926-27	149.95

### Plywood

3626CCA	Ton truck, closed cab	1924-25	114.95
3626CCB	Ton truck, closed cab	1926-27	114.95

## Ton Truck, Open C-Cab Floorboards

### Hardwood

3626COAH	Ton truck, open C-Cab	1923-25	149.95
3626COBH	Ton truck, open C-Cab	1926-27	149.95

### Plywood

3626COA	Ton truck, open C-Cab	1923-25	114.95
3626COB	Ton truck, open C-Cab	1926-27	114.95



3624DW



3624D



3624E




3624F

## FLOOR MATS

### White Floor Mats

3624DW	Front mat, open car, WHITE rubber. 30-1/2" wide x 28-1/4" tall	1909-14	46.95	each
--------	--	---------	-------	------



3676A

3676B

### Early Rear Cocoa Fiber Mats, With bound edges

3676A	Cocoa rear mat, excellent reproduction 31" X 32".	1909-10	98.95	each
3676B	Cocoa rear mat, excellent reproduction 28" X 30".	1911-21	91.50	each



3675C

## Black Rubber Floor Mats

These Ford Script mat are made of heavy duty black rubber.

3624D	Front floor mat, open car, rubber. 30-1/2" wide x 28-1/4" tall	1909-14	31.95	each
3624E	Front floor mat, open car, rubber, these mats are correct for 1915-24 only, they drop in on 1925 floor but leave a gap at the top. There are no mats being reproduced for 1925 that will fit exactly. 35-3/4" wide x 27-3/4" tall. The tapered top edge is 23-1/2" wide	1915-25	37.95	each
3624F	Front floor mat, open car, rubber. 33-1/4" wide x 29-1/4" tall. Top edge is 30-3/4" wide	1926-27	39.95	each
3676C	Rear mat, open car, rubber. 28-1/2" wide x 19-1/4" tall.	1916-25	33.95	each
3676D	Rear mat, open car, rubber. 41-1/4" wide x 20-1/4" tall. Top edge is 40" wide	1926-27	31.95	each



3676D



SAMPLE CARPET

## CARPET SETS, Closed cars

## PEDAL BOOTS

These period aftermarket accessory boots will Cut down drafts, heat, and noise, black leatherette.

3677	Pedal boot only.	1909-25	25.95	each
3677B	Pedal & emergency lever boot.	1909-25	28.95	each
3677A	Pedal boot only.	1926-27	25.95	each
3677C	Pedal & emergency lever boot.	1926-27	28.95	each




## FIREWALL BRACKETS

3640-41B	Firewall to frame bracket, pair. Fits all body styles except torpedo roadsters, black	1911-16	79.95	pair
3640-41BBR	Firewall to frame brackets, polished solid Brass, accessory.	1911-16	149.00	pair
3640C	Firewall (dash) brackets for wood firewall, steel.	1917-23	14.25	pair
3640D	Firewall (dash) brackets, steel. For steel firewall (1926-27 style)	1923-27	14.25	pair
3651	Firewall to body bracket, nicknamed the butterfly bracket. Mounts firewall to the body by the floorboard riser. 2 per car.	1911-16	20.75	each
3652	Bolt set, steel. for mounting firewall to floorboard riser bracket, (butterfly brackets 3651).	1911-16	2.10	set



## BOLTS, FIREWALL BRACKET TO FRAME

3640MB	Firewall Bracket to Frame Bolt set. Mounts #3640-41A and 3640-41B brackets. Includes four each, thick head bolts with drilled shank, castellated nuts and cotter pins.	1909-16	9.25	set
3640MB2	Firewall Bracket to Frame Bolt set, steel, These are the bolts that mount the firewall bracket to the frame.	1917-27	8.75	set






## BOLTS, FIREWALL BRACKET TO FIREWALL

3639MB	Bolt, nut and washer. Brass. Mounts brackets firewall to 3640-41A firewall brackets. 6 per car.	1909-10	4.10	each
3645	Bolt set, steel, mounts firewall to 3640-41B firewall brackets.	1911-16	3.95	set
3645A	Bolt set, steel, mounts firewall to 3640C firewall brackets.	1917-23	2.95	set
3645B	Bolt set, steel. Mounts steel firewall to 3640D brackets	1923-27	1.50	set



## DASH to WINDSHIELD BRACKETS

3634DB	Dash brackets, brass, for 2 piece dash.	1909-11	25.50	set
3634DBMB	Dash bracket mounting screw and nut set, (round head), brass, use for mounting 3634DB, 17 piece.	1909-11	6.50	set
3634DW	Dash to windshield brackets, brass. Holds windshield frame to the firewall.	1909-11	18.50	set
3635DWBR	Dash to windshield brackets, brass. Holds frame to the firewall.	1912-14	18.50	set
3635MBR	Dash bracket mounting screw and nut set, (round head), brass, use for mounting 3634DW and 3635DWBR, 12 piece set.	1909-14	5.25	set
3635NOR	Dash bracket mounting nut set, Original style. These brass nuts hold the brass windshield brackets to the firewall. They are a special thread and size nut. Set of 4. Used with part# 3634DW and 3635DWBR.	1913-14	27.95	set
3635DWS	Dash to windshield brackets, steel.	1912-14	26.50	set
3635MS	Dash bracket mounting screw and nut set, (round head), steel, use for mounting 3635DWS, 8 piece.	1912-14	2.50	set



## DEPOT HACK, WINDSHIELD

7818-19W	Windshield Hinges for Wooden Windshields. Used on depot hack and wooden truck bodies. Stamped steel, Powder Coated Black	1909-27	115.00	each
----------	--	---------	--------	------



7818-19W



## SIDE LIGHT BRACKETS

3655-6T	Side lamp brackets, UNPOLISHED BRASS, for torpedo roadster and open runabout. Correct for cars made BEFORE 2/15/11.	Early 1911	124.95	pair
3655-6TS	Side lamp brackets, CAST STEEL, for torpedo roadster and open runabout. Correct for cars made AFTER 2/15/11.	Late-1911	124.95	pair
3657MB	Bolt, nut and washer, brass, mount sidelight brackets to firewall, 4 per car.	1909-12	4.10	each
3655-6B	Side lamp brackets, black, countersunk holes.	1911-12	41.75	pair
3655E3	Side light brackets, Laser cut, Made to original specifications. Excellent Reproduction Black gloss powder coated. Can be Brass plated for car made in Late 1910 to Feb. 14, 1911	1911-12	69.95	pair
3655AQ	Side light brackets, Laser cut, Made to original specifications. Excellent Reproduction Black gloss powder coated.	1913	69.95	pair
3655BQ	Side light brackets, Laser cut, Made to original specifications. Excellent Reproduction Black gloss powder coated.	1914	69.95	pair
3657MS	Bolt, nut and washer, steel, for sidelight brackets to firewall	1913-14	1.50	each
6597	Castellated nut, brass. Special shape slotted nut for mounting oil lights, 3/8-24 thread, originally painted black on most cars.	1915-18	1.95	each
6597B	Castellated nut, steel. For mounting oil lights	1919-27	.85	each
3655AS	Side lamp brackets, black, pair. Mounts to windshield posts.	1923-25	32.75	pair
3655BS	Side lamp brackets, touring or roadster, pair. Mounts to windshield posts.	1926-27	TEMPORARILY UNAVAILABLE	
3655SE	Side lamp brackets, sedan, pair. Mounts to wood on each side of the windshield	1915-27	48.95	pair
3655DEBR	Side lamp brackets, truck or depot hack, Polished brass. For use on wooden bodies and Ton Trucks with wooden post on sides of windshield. The 1915 and later oil lamps mount onto these.	1915-27	79.95	pair
3655DE	Side lamp brackets, truck or depot hack, unpolished, to be painted black. For use on wooden bodies and Ton Trucks with wooden post on sides of windshield. The 1915 and later oil lamps mount onto these.	1915-27	53.95	pair

## TAIL LIGHT and LICENSE PLATE BRACKETS

3660TL	Accessory tail light bracket. A great safety item! This bracket attaches to the top saddle arms on any touring or roadster and allows you to easily mount electric tail lights or turn signals (part# 6593TL-R). Made of ductile iron and powder coated black.	1909-27	37.95	each
3660	Tail lamp bracket, roadster or touring, iron as original. Has a flat spade style mounting arm.	1909-12	20.75	each
3660ABR	Tail lamp bracket, roadster or touring, polished brass. Has a flat spade style mounting arm.	1909-12	38.95	each



3660BR	"Neverout" tail lamp and license bracket, brass. Has a flat spade style mounting arm for oil lamp. This bracket mounts onto any flat spade or pin style tail lamp bracket.	1909-16	99.95	each
3660Ci	"Neverout" tail lamp and license bracket, to be painted black.	1909-16	78.95	each
3660A	Tail oil lamp bracket, roadster, iron as original, flat spade arm	1913-14	20.75	each
3660B	Tail oil lamp bracket, touring, flat spade style arm	1913-14	27.50	each
3660BBR	Tail oil lamp bracket, touring, polished brass, flat spade arm	1913-14	42.95	each
5267	Tail oil Light Bracket, Coupelet, flat spade style arm	1915-17	69.95	each
3660C	Tail oil lamp and license bracket touring and sedan	1915-19	49.95	each
3660D	Tail oil lamp and license bracket, roadster.	1915-19	35.95	each
3660DP	Roadster pickup drop electric tail light bracket.	1925-27	74.95	each



## FENDER TO TAIL LIGHT BRACKETS

8785L	Fender to electric tail light bracket, Left. Use with backing plate #8785PL. Mounts 26-27 Ford Drum style stop light or reproduction light #8786CX.	1926-27	10.50	each
8785R	Fender to tail light bracket, Right, use with backing plate #8785PL. Mounts 26-27 Ford Drum style stop light or reproduction light # 8786CX.	1926-27	10.50	each
8785PL	Backing plate, for use the brackets Part# 8785R and 8785L.	1926-27	8.50	each.



## GAS HEADLIGHT BRACKETS, (Forks)

The following brackets measure 7" between the forks, from center to center.

3663-64	Gas headlight brackets, (forks)	1911-14	107.75	pair
3663-4BR	Gas headlight brackets, (forks), polished brass.	1911-14	148.95	pair
3665	Nut for headlight brackets and bucket with post, castle nut.	1909-25	1.20	each
BL-S1	Square head set screw, holds headlight to fork, 5/16" thread		2.10	each
BL-S2	Square head set screw, holds headlight to fork, 3/8" thread		2.35	each

## LICENSE PLATE, CRANK HOLDER and ANTI-THEFT ACCESSORY

Front license plate and starting crank holder, solid brass, available polished or unpolished. This is a copy of an original accessory made during the era of the Model T. Looks good on your car and is a interesting conversation piece.

This bracket was also designed to act as an anti-theft device. The U-Arm on the top lowers to hold the crank and has a place for a padlock to prevent the crank from being able to be used.

Designed to work the 1909-1921 Model T's that have the 2 U-bolts holding the front spring. It attaches to the U-Bolt nuts.

Made of solid brass, Manufactured in the USA.

3664CHPO	Front license plate, crank holder and anti-theft accessory. Polished brass.	1909-21	149.95	each
3664CH	Front license plate, crank holder and anti-theft accessory. Unpolished brass, you can paint or buff and polish it.	1909-21	114.95	each



## FRONT LICENSE PLATE BRACKETS

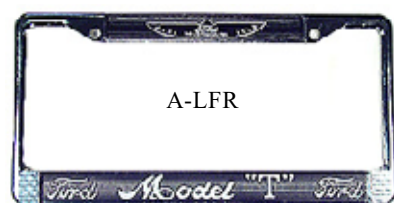
3664BR	Brass front license plate bracket, highly polished brass, one piece style. For the early 2 U-bolt style motor mounts. (NOTE: Will not work with the later single style U-bolt.)	1909-21	75.95	each
3664E	Front license bracket, 2 piece. Original style. Mounts on the 2 U-bolts that hold the front spring	1909-21	3.75	set
3664	Front license bracket, 1 piece. Original style. Mounts on nuts of front motor mount.	1922-27	5.85	each
3664B	Front license bracket for headlight bar, complete set of 2 clamps. Black powder coated steel	1926-27	4.75	set
3664BSS	Front license bracket for headlight bar, complete set of 2 clamps. Polished stainless Steel, accessory	1926-27	7.95	set



## LICENSE PLATE BOLTS "Safety Reflectors"

Great safety item. Used for fastening license plates and tags on cars, (or anything!) Corrosion resistant hardware. Make your car more visible on the way home at night.

REFL-R	Red Reflector license plate bolts with wing nuts. Head of bolt is a reflector.	1909-27	1.00	pair
REFL-A	Amber Reflector license plate bolts with wing nuts. Head of bolt is a reflector.	1909-27	1.00	pair
A-LFR	License plate frame, This frame has a chrome finish with a black background. The top sports the official Model T era Ford wings logo. The bottom reads "Ford MODEL T". Great for plates on your T, modern car or as a gift.	1909-27	16.25	pair



**NOTE:** For more brackets - See listings in areas that the brackets are used on the car.

## FRONT SPRINGS

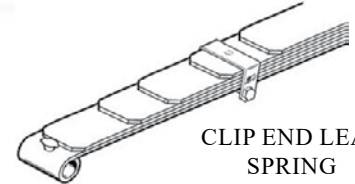
3800	Front spring, "Tapered Leaf", 7 leaf, with bushings and spring clamps, excellent reproduction of original spring.	1909-17	235.00	each
3800CL7	Front spring, seven leaf, high arch, "clip end" spring.	1917-25	219.95	each
3800CL6	Front spring, six leaf, high arch, "clip end" spring, for roadsters only.	1923-25	315.00	each
3800CL8	Front spring, eight leaf, low arch, "clip end" spring.	1926-27	225.00	each
3800CL9	Front spring, nine leaf, high arch, "clip end" spring, Ton truck only.	1925-27	219.95	each
3800RV	Reverse eye front main leaf spring for a speedster. Original accessory, designed to lower the front end on a speedster.		126.25	each
3800NS	Shackle and spring castellated nut set. 18 piece	1909-27	9.95	set



FRONT  
SPRINGS



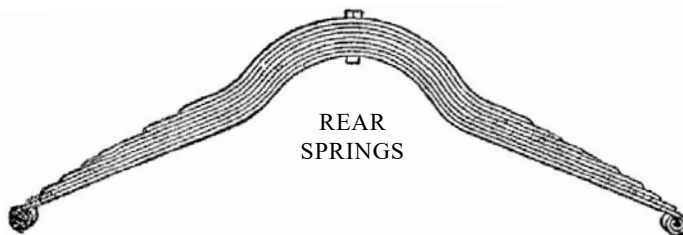
TAPERED LEAF  
SPRING



CLIP END LEAF  
SPRING



3800NS



REAR  
SPRINGS

## REAR SPRINGS

3824TPR8	Rear "Tapered Leaf" 8 leaf spring	1909-18	750.00	each
3824TPR7	Rear tapered 7 leaf spring 1911 for torpedo roadsters	1911	625.00	each
3824WT	Wide Track Rear "tapered leaf", 8 leaf spring	1909-17	499.95	each
3824CL8	Rear spring, 8 leaf, all new, "Clip End". Original for all body styles except sedan and depot hacks which used part# 3824CL9, (and some 1923-25 roadsters), but will work on all bodies.	1909-25	409.95	each
3824CL9	Rear spring, 9 leaf, "clip end" all new, for sedan and depot hacks and pickup trucks	1922-27	429.95	each
3824CL10	Rear spring, 10 leaf, "clip end" all new, for depot hacks and pickup trucks and heavy wooden bodies	1918-27	475.00	each
3824RVA	Reverse eye rear main leaf only, this is the bottom leaf only that is designed to lower the rear end on a speedster. Original accessory, Replaces just the bottom leaf of a stock spring	1909-25	145.00	each
3824RVB	Reverse eye rear main leaf only, this is the bottom leaf only that is designed to lower the rear end on a speedster. Original accessory, Replaces just the bottom leaf of a stock spring	1926-27	145.00	each
3824TT	Ton Truck rear nine leaf springs, clip end. Set of 2	1918-27	585.00	pair



3824RVB



REVERSE EYE



3824TT



3800P

## GRAPHITE SPRING PAINT

3800P	Graphite Dry film lubricant/coating, brush-on between spring leaves to lubricate them. (Also called Slip-Paint). 1 quart.	1909-27	39.95	quart
-------	---	---------	-------	-------

## REAMER, FRONT and REAR SPRING BUSHING

3820-44R	Reamer for Front and Rear spring shackle bushings. This hand reamer is for both the par# 3820 front spring bushings and #3844 rear spring bushings	1909-27	129.95	each
----------	--	---------	--------	------



3820-44R

## SHACKLE and SPINDLE BUSHING DRIVER

3820-44T	Shackle and spindle arm bushing driver, used to remove and install new front and rear bushings.	1909-27	13.95	each
----------	---	---------	-------	------



3820-44T



## SHACKLES SETS- 1909-17

All these 1909-17 sets are duplicates of the original spring shackles, made in USA. Show Quality. Sets includes shackles, castle nuts and cotter pins. (Bushings and oilers sold separate, oilers part# 3817, front bushing Part# 3820 and rear bushings Part# 3844))

3813-40	"Mae West" shackles, set of 4 for front & rear springs	1909-12	234.95	set
3813F	"Mae West" shackles, set for front spring ONLY.	1909-12	149.95	set
3840R	"Mae West" shackles, set for rear spring ONLY	1909-12	149.95	set
3813-40B	"Figure 8" shackles, set of 4, for front & rear springs	1913-17	234.95	set
3813BF	"Figure 8" shackles, set for front spring only.	1913-17	149.95	set
3840BR	"Figure 8" shackles, set for rear end only	1913-17	149.95	set



3813-40



3813-40B

## FRONT SHACKLE SETS - 1917-27

3813B	Front shackle set, L-style. Original looking when on car, but not made with same process as originals. This style was originally used from 1917-1922 but can be used on all cars. Set Includes shackles, bushings, nuts and cotter pins.	1917-22	34.95	set
3813B-OR	Shackle and bushing set, original style U-shaped front shackle set with bushings, nuts, and hanger bar, original design correct for show cars	1923-27	145.95	set
3813LBR	Front shackle set, replacement L-Style, Tapped for modern zerk grease fittings to allow easier greasing. Set includes shackles, bushings, nuts and zerk grease fittings	1917-27	51.95	set
3813BRE	Front shackle set, non-original U-style. A less expensive alternative to the original style shackle sets. Includes shackles, bushings, nuts + cotter pins.	1909-27	26.95	set



3813B  
3840B



3813LBR  
3840LBR

## REAR SHACKLE SETS - 1917-27

3840B	Rear shackle set, L-style, Original looking when on car, but not made with same process as originals. This style was originally used from 1917-1922 but can be used on all cars. Set Includes shackles, bushings, nuts and cotter pins.	1917-22	36.95	set
3840B-OR	Shackle and bushing set, U-shaped rear shackle set with bushings, nuts, and hanger bar, original design correct for show cars.	1923-27	147.95	set
3840LBR	Rear shackle set, L-Style. Tapped for modern zerk grease fittings to allow easier greasing. Set includes shackles, bushings, nuts and zerk grease fittings	1917-27	59.95	set
3840BRE	Rear shackle set, non-original U-style. A less expensive alternative to the original style shackle sets. Includes shackles, bushings, nuts + cotter pins.	1909-27	25.95	set



3813B-OR  
3840B-OR

## FRONT SPRING PARTS

3809	Front spring clip castle nut. 4 per car, for front spring U-bolt	1909-20	1.20	each
3076C	Front motor mount and spring clip castle nut. 2 per car, for front spring U-bolt	1921-22	1.85	each
3810NOS	Front spring clip bar, New Old Stock, original unused part	1921-27	30.00	each
3811	Front spring tie bolt and nut, square headed bolt and square nut. Attaches through the center hole on the spring leafs and holds the spring together.	1909-25	.75	each
3811C	Front spring tie bolt and nut, square headed bolt and square nut. Attaches through the center hole on the spring leafs and holds the spring together.	1926-27	.75	each
3811N	Square nut only for front spring tie bolt, (fits both 3811 and 3811C)	1909-27	.20	each
3814NOS	Front Spring Shackle Tie Bar, NOS. New Old Stock original unused part. For U-shaped shackles.	1923-27	12.00	each
3815	Castle nut for front and rear spring shackle (hanger).	1909-27	.70	each
3817	Brass shackle oiler, for early cars, 12 per car. 1/8" pipe thread	1909-17	11.95	each
3817S	Brass oiler set, threaded twist type oiler. 1/8" pipe thread. 12 piece set for the spindles, tie rod bolts and shackles.	1909-17	139.95	each



3813BRE  
3840BRE

3809  
3076C

3810NOS

3811N

3811  
3811C

3817

3814NOS

**Used and NOS Parts**  
**Call for Availability**

*Lang's*

**Technical Support**  
**978-939-5500**

**105**

**Lang's Tech Tip:** When installing the bushings into the new perch, a slight bevel may have to be ground on the edge of the bushing to start the perch into the hole.

3818B	Front spring perch, right.	1919-27	36.95	each
3819B	Front spring perch, left.	1919-27	36.95	each
3818T	Perch removal tool, knock off tool that protects threads when pressing or hammering out front perch. Also used as knock off rear wheel puller	1909-27	3.50	each
3820BR	Front spring bushings, brass.	1909-13	7.25	each
3820	Front spring bushings, steel, set of 4.	1909-27	1.95	set
3820-44R	Reamer for Front and Rear spring shackle bushings. This hand reamer is for both the par# 3820 front spring bushings and #3844 rear spring bushings	1909-27	129.95	each
3820-44T	Shackle and spindle arm bushing driver, used to remove and install new front and rear bushings.	1909-27	13.95	each
3821	Front spring perch nut.	1909-19	1.75	each
3821B	Front spring perch nut. (Tapered bottom)	1919-27	7.50	each
3823L	Front spring pad, leather as original. This leather pad fits between spring and frame cross member	1909-20	5.85	each
3823	Front spring pad, rubber, as original. This rubber pad fits between spring and frame cross member (Can be used on all years)	1921-27	1.30	each
3847B	Front spring clamps with bolts and nuts, set of 2.	1916-27	3.95	set
3847X	Front spring clamp square head bolts and nuts. 2 bolts and 2 nuts	1913-14	2.50	pair
3847R	Rivet for early T front spring clamp, 2 per car	1909-12	.75	each

## BRASS OILERS

3817	Brass oiler, twist type, used on spindles, tie rod bolt and shackles (12 per car) 1/8" pipe threads.	1909-16	11.95	each
3817S	Brass oiler set, threaded twist type oiler. 1/8" pipe thread. 12 piece set for the spindles, tie rod bolts and shackles.	1909-17	139.95	each

## FLIP TOP OILERS

3846S	Oiler set, flip top, press in style, plated steel as original, complete 12 piece set for car, (4 large oilers for spindle and tie rods bolts and 8 small oilers for front and rear spring shackles.)	1917-25	17.95	set
3846SB	Oiler set, flip top, press in style, plated steel as original, complete 14 piece set for car, (4 large oilers for spindle and tie rods bolts and 8 small oilers for front and rear spring shackles, plus the 2 emergency brake cam oilers)	1926-27	21.95	set
3846	Spring and perch oiler, flip top press in style, steel. Fits into a 5/16" hole. Note: Oiler, part# 2715D fits into a 3/8" hole. Used on springs, perches and 1926-27 emergency brake cams	1917-27	1.75	each
2715D	Flip top, press in type oiler, plated steel. This is the original style oiler that is used on both the spindle bolts and the tie rod bolts. 4 required per car. Fits into a 3/8" hole. Note: Oiler, part# 3846 fits into a 5/16" hole.	1917-27	1.20	each



## REAR SPRING PARTS

3834	Rear spring clip castle nut. 4 per car, for rear spring U-bolt	1909-27	1.85	each
3835	Rear Spring Clip Bar, Steel. Mounts on the threaded end of the spring U-bolts and the leaf spring into the cross member. Two per car	1909-27	7.25	each
3838OR	Rear spring tie bolt and nut with special original style thick head bolt and square nut. This bolt is made longer than the original to make it easier to install, then you cut it to length. NOTE: This thick head bolt is original for 1909-1916 but it can be used on all years. 2-15/16" shank. Attaches through the center hole on the spring leafs and holds the spring together.	1909-27	8.25	each
3838	Rear spring tie bolt and nut, square headed bolt and square nut. 2-11/16" shank	1909-25	1.25	each
3838B	Rear spring tie bolt and nut, square headed bolt and square nut.	1926-27	1.25	each
3838N	Square nut only for rear spring tie bolts	1909-27	.20	each





3842L	Rear spring pad, leather as original. Fits between top leaf and frame	1909-20	7.25	each
3842	Rear spring pad, rubber, as original, Can be used on all years	1921-27	1.75	each
3843E	Rear spring perch. Attaches on rear axle housing and holds the rear spring shackle. This perch fits either the left or right side. Made from the original Ford drawings. Excellent reproduction. This 1909-18 style does NOT use a flip top oiler.	1909-18	39.95	each
3843	Rear spring perch with hole drilled for flip top oiler, part# 3846, (not included). Attaches on rear axle housing and holds the rear spring shackle. This perch fits both the left and right side. Made from the original Ford drawings. Excellent reproductions.	1919-25	42.95	each
3844	Rear spring bushings, set of 4.	1909-27	2.95	set
3844BR	Rear spring bushing, brass, sold each	1909-13	5.50	each
3844S	Bushing set for springs and tie rod ends, steel, 10 piece. Includes 4 front spring bushings Part# 3820, 4 rear spring bushings Part# 3844, and 2 tie rod end bushings Part# 2714	1909-27	6.75	set
3845N	Rear spring perch castle nut, this is a special low profile castle nut. It holds the perch to backing plate	1909-27	2.95	each
3848R	Rivet for early T rear spring clamp, 2 per car	1909-12	.95	each
3848B	Rear spring clamps, set of 2	1918-27	5.75	set



## STARTING CRANK REBUILDING KIT

390KIT	Starting crank rebuilding kit, includes crank sleeve, crank pin, crank spring, handle spring and cotter pin.	1909-27	3.75	kit
--------	--	---------	------	-----

## LEATHER CRANK HOLDERS

3900BRN	Leather crank holder, natural/brass buckles.	1909-16	26.95	each
3900BR	Leather crank holder, black/brass buckles.	1909-16	9.95	each
3900	Leather crank holder, black/nickel buckles.	1917-25	10.95	each
3900A	Leather crank holder, black/nickel buckles.	1926-27	11.25	each

## CRANK HANDLES AND PARTS

3901B	Starting crank handle with bolt (pin) and nut, black plastic as original. High Quality Reproduction.	1906-11	39.95	each
3901A	Starting crank handle with bolt (pin), aluminum as original. High Quality Reproduction.	1911-14	31.95	each
3901C	Starting crank handle with bolt (pin) and return spring	1915-22	37.95	each
3901S	Starting crank handle bolt only, used with 3901A, Aluminum crank handle	1911-14	18.50	each
3902	Starting crank handle bolt (pin). This is the long bolt that passes through the handle on the crank.	1915-22	11.75	each
3903	Crank sleeve. Rolled steel bushing that is pressed into the front of the engine pan.	1909-27	2.20	each
3905	Starting crank ratchet pin, holds the ratchet onto the crank	1909-27	.50	each
3905SN	Snap on crank pin, accessory. Makes changing a crank easier.	1909-27	7.75	each
3906	Ratchet for starting crank Mounts at end of crank handle. Engages against the pin in the crank pulley. This is an item that wears out and makes it dangerous to crank. (Part# 3040 or 3040B)	1909-27	19.95	each
3908	Starting crank spring. fits on hand crank and holds the crank away from the motor	1909-27	.85	each
3909	Starting crank handle return spring.	1915-22	.75	each





# RADIATORS

**Lang's Tech Tip:** Before installing new radiators, check the distance between the two mounting bolts on the frame to make sure the frame is not spread open. The distance from the center to center of the two radiator mounting bolts should be 21-1/2" Most frames have spread open 1/4" to 1/2" and this is enough so it will ruin the radiator if not corrected. To repair frame unbolt and drop front spring, loop heavy chain through cross member around both side rails and securely bolt together above from cross member. Place bottle jack on top of front cross member and jack chain up to pull in the side rails of the frame. Do not bolt chain to the radiator mounting studs holes because it will damage the front cross member rivets.



ROUND TUBE CORE

## Features are common to all the Model T radiators:

- Three piece polished brass tank construction
- Internal brass baffle plate to prevent loss of coolant (not stock but suggested)
- Six fins of tellurium copper per vertical inch
- Rust proof red brass casting bottom outlets and upper inlets
- 1/8" 27 NPT tapped outlet to accommodate period correct petcocks
- Brass radiators includes the 10% Ford licensing Fee.
- Handcrafted in the USA
- About in January of 1911, Ford drilled a choke rod hole in the lower part of the front trim. This hole is not pre-drilled, it varies depending on when the car was made. The location of the hole is noted for reference. see "Choke Rod location" on page 110



FLAT TUBE CORE

**These authentic reproductions of brass and black radiators are show quality. They are available with either round or flat tube cores.**

## ROUND TUBE RADIATORS

The original style round tube core radiators are duplicates of the original ones used on Model T Fords and are recommended for show cars and owners who want everything "correct" on their car. They have drawn copper tubes for more efficient heat transfer than original seamed brass tubes

## FLAT TUBE RADIATORS

These are modern style flat elongated tube core radiators. The tubes are staggered for air-flow disruption and 2.93 times the internal surface area of Ford's original design which increases the heat transfer surface area and provides improved cooling capacity. This style is recommended for driving on hot days, speedsters and cars used in parades. Both styles are made in USA.

**PLEASE NOTE:** Orders are taking 4-6 weeks to be filled, Please plan ahead.

## NRS 1906-09 BRASS RADIATORS

The Model N was introduced in 1906. Built to compete directly against the curved dash Oldsmobile, Ford produced some 7,000 in 1906 and ended the year as the nation's leading auto producer. As the Model N evolved into the Model R and Model S, the radiator evolved as well. Some Model N, R and S radiators used cores constructed of spiral fins on copper tubes, part# 3926NRS-SF, and some used the more conventional brass seamed tubes on 1" centers, part# 3926NRS. These radiators have the earlier Ford "winged" script on top tank, a three part brass top tank and have the water pump in the core. Includes 10% Ford licensing fee. Handcrafted in the USA.

3923NRS	Brass round tube radiator, 4 row, 1/4" round copper tubes	1906-08	call on price
3923NRS-SF	Model R, and Model S brass radiator with core constructed of 3/8" Round copper tubes with spiral fins	1906-08	call on price



3923NRS  
3923NRS-SF



3923NRS  
CORE



3923NRS-SF  
CORE

# 1909-1910 RADIATORS

The following information on the earliest 1909 Fords has been provided by customers. The Engine numbers listed are approximations. If you have information that differs please let us know. #001-#299 are available with or without an early Ford "winged" script stamped in the top shell #001-#499 had a polished brass shell that was hand formed to fit over the radiator. No seams were visible on the upper tank

#001-#2500 engines came with a water pump and had a radiator adapted for use with it.

- One piece drawn brass bottom tank with relief for crank
- Bottom casting had smaller flange and differs from later 09-10's
- Upper inlet casting has the fluid entering the backside of the tank.
- 1-13/16" spun brass fill neck without rivets.
- Brass tube for carbide gas powered lights is soldered to the lower tank
- No support bar through the core.

#2501 and higher did not use a pump as Ford had switched to the thermal siphon system

- Early style Ford "winged" script stamped in the top tank
- A brass support bar was "added" to the core on June 30, 1910. Please indicate if the bar is needed when ordering.
- 1-13/16" spun brass fill neck without rivets
- Solid polished brass sidewall without hole for gas line, the choke rod was routed between the fins of the radiator.

\*See "Features are common to all the Model T radiators:" on page 108.



## EARLY 1909 BRASS RADIATOR

3923RE Brass round tube radiator. used with some engine numbers 001-499. Has the original style hand formed, polished brass shell over the radiator tank with no visible seams. Available with or without early Ford "winged" script stamped in the shell. Please indicate if you want the radiator made with NO Script when ordering. Early 1909 call on price



EARLY "WINGED" FORD SCRIPT

## LATE 1909-10 BRASS RADIATOR

Early winged Ford script, 1-13/16" filler neck without rivets, includes carbide tube soldered to lower tank.

3923R	Brass round tube radiator, original style core.	1909-10	1350.00
3923F	Brass flat tube radiator, modern style core.	1909-10	1299.00



LATER FORD SCRIPT


"MADE IN USA" SCRIPT

## 1911-12 RADIATORS

- Includes brass support bar through core
- Later "Ford" script without "Made in USA" stamped in the face panel of the top tank. ("Made in USA" under "Ford" script was added about April 16, 1912.)
- 2-1/2" spun brass fill neck without rivets, Beginning in about October, 1911 holes for rivets which secure the filler neck to the top tank were added.
- Single piece die stamped top wrapper without welded construction found on earlier reproductions
- Ford Motor Company plate, "Detroit, Michigan" embossed on plate soldered to the back tank. "Made in Canada" Ontario plate available upon request.
- Solid polished brass sidewall without hole for gas line and Contoured front trim pieces
- Brass tube for carbide gas powered lights is soldered to the lower tank
- \*See "Features are common to all the Model T radiators:" on page 108.



BRASS SUPPORT BAR



3923R

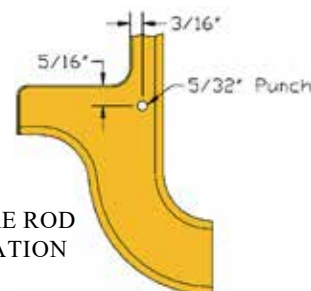
3923AR-11	Brass round tube radiator, original style core, 2-1/2" spun brass fill neck without rivets. Later "Ford" script	1911	1275.00
3923AF-11	Brass flat tube radiator, original style core 2-1/2" spun brass fill neck without rivets. Later "Ford" script	1911	1199.00
3923AR-12	Brass round tube radiator, original style core, 2-1/2" spun brass fill neck with 3 rivets. Later "Ford" script with "Made in USA" (Available without the "Made in USA" upon request)	1912	1275.00
3923AF-12	Brass flat tube radiator, modern style core. 2-1/2" spun brass fill neck with 3 rivets, Later "Ford" script with "Made in USA", (Available without the "Made in USA" upon request)	1912	1199.00



3923AR

# CHOKE ROD INFORMATION

**Lang's Tech Tip:** In December of 1910 Ford Model T's started using a choke rod that was routed between the fins of the radiator. Then in January of 1911, Ford drilled a choke rod hole in the lower part of the front trim. This hole is not pre-drilled, you will have to make it yourself. The location of the hole is shown in this diagram.



CHOKE ROD  
LOCATION

## 1913-14 RADIATORS

- Brass tube for carbide gas powered lights is soldered to the support bar.
- Polished brass sidewall with extruded hole for carbide gas line
- Contoured front trim pieces
- Includes brass support bar through core
- Later "Ford" script with "Made in USA" stamped in the face panel of the top tank.
- 2-1/2" spun brass fill neck with 3 rivets
- Ford Motor Company plate, "Detroit, Michigan" embossed on plate soldered to the back tank. "Made in Canada" Ontario plate available upon request.
- \*See "Features are common to all the Model T radiators:" on page 108.

3923BR	Brass round tube radiator, original style core.	1913-14	1275.00	each
3923BF	Brass flat tube radiator, modern style core.	1913-14	1200.00	each

## 1915-16 BRASS RADIATORS

The only change made to the 1915-16 radiator when compared to the earlier 1913-14 style resulted from Ford's change to electric lights. A straight brass tube for the electric headlight wire replaced the carbide gas tube.

3923CR	Brass round tube radiator, original style core.	1915-16	1275.00	each
3923CF	Brass flat tube radiator, modern style core.	1915-16	1200.00	each



1913-1915 RADIATORS

## 1917-27 BLACK RADIATORS

**Lang's Tech Tip:** How to determine the difference between Low and High radiators. Ford transitioned from low style to high style halfway through 1923. Confirm your core height measurement before ordering a radiator. (The height of the core does not include the radiator shell or apron)

The 1917-23 Low Radiators have a core height measurement of 17".

The 1923-27 High Radiators have a core height measurement of 18-3/8".

### Features:

- Galvanized steel bar runs through lower part of core for support
- Die stamped three piece brass top tank with model correct die stampings
- Drawn brass bottom tank with relief for crank
- Galvanized steel sidewalls to resist rust
- Brass overflow tube formed with same radius as original
- Internal baffle in top tank to prevent cooling loss
- Properly offset cast red brass inlet
- Polished nickel plated filler neck (Chrome available upon request)
- Painted flat black to aid in heat exchange
- Made in the USA

### 1917-23 BLACK LOW RADIATOR

Exact duplicate of original, filler neck is nickel plated and polished. The core height is 17".

3924R	Black low radiator, round tube, original style core.	1917-23	899.00	each
3924F	Black low radiator, flat tube, modern core.	1917-23	799.00	each

### 1923-27 BLACK HIGH RADIATOR

Exact duplicate of original, filler neck is nickel plated and polished. The core height is 18-3/8".

3924AR	Black high radiator, round tube, original style core	1923-27	899.00	each
3924AF	Black high radiator, flat tube, modern core	1923-27	799.00	each



1917-1927 RADIATORS





## RACING SPEEDSTER RADIATORS - 1909-1927

NOTE: These Radiators are made as they are ordered, Please call for current lead time and cost.

3923LV	Brass Livingston "V" radiator, copy of original Livingston radiator, excellent quality, flat tube core, 5-3/4" "V"	1909-27	call on price
3923SV	Brass Super "V" radiator, flat tube core, 16-3/8" "V"	1909-27	call on price
3924FL	Faultless Bulldog Radiator, originally made by the American Top & Body Co. in Delphi, Indiana. This excellent reproduction is a special order item. Please call our Customer Service Line for a quote on a custom built Faultless Raceabout radiator	1909-27	call on price




## RADIATOR RESTORATION SUPPLIES

### RADIATOR COOLANT AND SEALER

3920WW	WaterWetter® super coolant additive improves heat transfer, reduces cylinder head temperatures by as much as 30 degrees Fahrenheit, provides rust and corrosion protection in water. Compatible with antifreeze. One bottle required per radiator.	1909-27	11.75 each
--------	--	---------	------------

EVAN-NPG	Evans NPG+C coolant, without water. NPG+C is a new coolant providing dramatic improvements in heat transfer and viscosity. It reduces boil over. Waterless coolant allows engines to tolerate running hotter without boiling. NPG+C prevents corrosion and electrolysis. Increases heat conductivity by 32% and reduces viscosity by 65%	1909-27	45.55 gal.
----------	--	---------	------------



3920WW

CER-COAT



EVAN-NPG



R-PTX-RC

### RADIATOR CLEANER

R-PTX-RC	PERMATEX radiator cleaner, Heavy Duty, 1 Quart container, <b>IMPORTANT NOTE:</b> Do not use this with aluminum heads	1909-27	19.95 each
----------	--	---------	------------

### CERAMIC COAT FOR COOLING SYSTEM

CER-COAT	Ceramic coat for cooling system. Seals & coats radiators and cooling systems. Forms a ceramic coat in entire cooling system. Reduces friction and increase engine power. Seals leaks and minor cracks in head and block. Recommended highly for hi-performance and heavy duty use. 16 ounce bottle.	1909-27	11.95 each
----------	---	---------	------------

## RADIATOR SHELL MOUNTING BRACKET

This bracket is often damaged or missing from radiator shells. It is the bracket that is riveted to the lower corners of the radiator shell and has the hole for the radiator mounting bolt set in it.

3947RA	Radiator shell mounting bracket, lower right.	1923-25	19.95 each
3947LA	Radiator shell mounting bracket, lower left.	1923-25	19.95 each
3947RB	Radiator shell mounting bracket, lower right.	1926-27	19.95 each
3947LB	Radiator shell mounting bracket, lower left.	1926-27	19.95 each
3947B	Radiator shell mounting bolt set. Hold shell to radiator	1916-27	.40 set



3947B

3947LA  
3947LB

## RADIATOR APRONS

3977A	Radiator apron.	1917-23	54.95 each
3977BQ	Radiator apron, best quality.	1923-25	30.95 each
3977D	Radiator apron chrome trim strip, mounts of top edge of apron	1926-27	18.95 each
3977EBQ	Radiator apron, excellent reproduction. Has correct thimble spot welded to it where the crank goes through. Holes are punched in for the chrome radiator strip Part# 3977D. Small hole needs to be drilled for the front motor mount below the crank to insure correct placement.	1926-27	41.95 each
3977EMB	Radiator apron center mounting screw and washer. Holds the radiator apron to the front motor mount assembly just where the crank goes through the apron.	1926-27	.25 each
3977EB	Radiator apron, does not thimble for the crank to go through or holes for chrome radiator strip. Less expensive replacement style	1926-27	36.95 each



3977A



3977BQ



3977D



3977EBQ

Reverse side



3977EMB

## FORD SCRIPTS FOR RADIATOR


3925B	Ford script for radiator, brass. 8" X 3-1/2" in size.	1909-16	14.75	each
3925C	Ford script for radiator, chrome. 8" X 3-1/2" in size.	1917-27	19.95	each
3925CSM	Ford Script Emblem. Beautiful smaller version of the other Ford script. Die Cast Chrome - 3-1/4" Wide x 1" High. Mounting pins are 2-1/8" apart, includes push nuts.		16.25	each
3925MB	Script mounting bolt set. Set of 4 screws, with washers and nuts. Silver solder to the back of the radiator script.	1909-27	2.75	set



## GOLD PLATED YEAR SCRIPTS

Year of manufacture scripts for your radiator. Gold plated steel numbers, 2"high. No polishing needed, just fasten to radiator core or mounting bar with brass wire. Looks great on brass radiators.

Part Number	Year	Price	Part Number	Year	Price
3925-00	1900	19.95	3925-09	1909	19.95
3925-01	1901	19.95	3925-10	1910	19.95
3925-02	1902	19.95	3925-11	1911	19.95
3925-03	1903	19.95	3925-12	1912	19.95
3925-04	1904	19.95	3925-13	1913	19.95
3925-05	1905	19.95	3925-14	1914	19.95
3925-06	1906	19.95	3925-15	1915	19.95
3925-07	1907	19.95	3925-16	1916	19.95
3925-08	1908	19.95			



YEAR SCRIPTS

## SILVER PLATED YEAR SCRIPTS

Year of manufacture scripts for your radiator. Silver plated steel numbers, 2"high. No polishing needed, just fasten to radiator core or mounting bar with stainless wire.


Part Number	Year	Price	Part Number	Year	Price
3925C-16	1916	19.95	3925C-22	1922	19.95
3925C-17	1917	19.95	3925C-23	1923	19.95
3925C-18	1918	19.95	3925C-24	1924	19.95
3925C-19	1919	19.95	3925C-25	1925	19.95
3925C-20	1920	19.95	3925C-26	1926	19.95
3925C-21	1921	19.95	3925C-27	1927	19.95



A-FH-BGD  
A-FH-BCH


## FLAG SETS, Radiator Mount

A-FH-BGD	Red/White/Blue US Shield, Gold plated 5 flag set holder. This beautiful 5 flag holder clamps around the radiator neck. The front of the bracket has a red, white and blue American shield with the letters U S on each side. It is Gold plated to look good with brass or any radiator neck. Includes 5 American flags. The 1/2" band is adjustable to fit most any radiator neck. This design has the clamp screws on the side so it will not interfere with lifting the hood.	35.95	set
A-FH-BCH	Red/White/Blue US Shield, Chrome plated 5 flag set holder. This beautiful 5 flag holder clamps around the radiator neck. The front of the bracket has a red, white and blue American shield with the letters U S on each side. It is Chrome plated to look good with chrome or nickel radiator necks. Includes 5 American flags. The 1/2" band is adjustable to fit most any radiator neck. This design has the clamp screws on the side so it will not interfere with lifting the hood.	35.95	set
A-FH-5	American flag set, mounts on any radiator Moto-Meter or you can modify it to mount elsewhere, excellent for parades, set of 5 flags.	21.95	set
A-FH-3	American flag set, flag holder bracket slips under the top hood panels. Sits between the hood panels and the radiator. Set of 3 flags.	7.75	set
A-FH-B	Bumper outer bracket with flag holder.	39.95	pair
A-FH-SP5	Flag for bumper, spring loaded, includes one flag and 1 holder, spring hooks over the bumper so there's no need to remove backing plates	36.95	each



A-FH-5

Rear of bracket



A-FH-3

## WATER PUMP

Helps prevent overheating. Comes complete and ready to bolt on. Includes mounting bolts, pulley, grease cup and a gasket. No modifications to your engine are required

Water pumps require you to use of a shorter outlet pipe, (not included), see part# 3939W or 3939WBR.

NOTE: The following are the most common fan belt sizes use with this water pump. HOWEVER, we suggest you check the belt size with a needed with a string before ordering, see **LANG'S TECH TIP** on page 119.

- 1909-16 cars use a 31" fan belt
- 1917-25 cars use a 32" fan belt
- 1926-27 cars use a 36" fan belt

3920 Water pump, American made. Painted black. 1909-27 197.00 each

## LEAKLESS WATER PUMP

This water pump features a modern mechanical seal, sealed ball bearings and stainless steel shaft and impeller. NO lubrication required. No modifications to your engine are required.

Comes complete and ready to bolt on. Includes the correct length lower flex hose, sacrificial anode (part# 3001AHS), mounting gasket and instructions. The sacrificial anode is used to protect the aluminum pump housing from future deterioration.

It is recommended that you use a 180 degree thermostat, part# A-TH80. U.S.A. made. (does not include mounting bolts, you can reuse your original bolts or order part# 3016

NOTE: Water pumps require a longer fan belt that the original, Check the belt size you car needs to use with this water pump using a string before ordering. see **LANG'S TECH TIP** on page 119.

3920LK Leakless Water pump, American made. Black 1909-27 270.95 each

## WATER PUMP GREASE and PACKING

3920GR Water pump grease, 14 oz. cartridge 1909-27 8.95 each

3921PK Water pump packing 1909-27 2.95 each

## WATER PUMP PULLEY

3921 Water pump pulley, 1-3/4" 1909-27 11.95 each

## OUTLET CONNECTION PIPE, for WATER PUMP

3920-H Flex hose outlet connection for water pump, 8.5" 1909-27 13.95 each

3939W Outlet connection pipe, for use with water pump, powder coated black, 10-3/4" long. 1909-27 8.25 each

3939WBR Outlet connection pipe, Brass, for use with water pump, 10-3/4" 1909-27 27.50 each

## ACCESSORY THERMOSTAT

Mounts between the head and water outlet connection, no modifications required. Not visible after installation. Thermostats include mounting gasket.

A-TH60 160° Thermostat, for cars without water pump, includes gasket 1909-27 8.25 each

A-TH80 180° Thermostat, for cars with water pump, includes gasket 1909-27 8.25 each

A-THGASK Gasket only for use with thermostat. 1909-27 1.95 each

## RADIATOR CAPS, Original Style

These radiator caps are made of cast brass.

3926E Radiator cap, solid brass, thin, Low fin, made from original specifications, used on 1st 2500 Model T's with water pump Early-1909 229.50 each

3926 Radiator cap, solid brass, Hi-fin. 1909-12 19.95 each

3926B Radiator cap, solid brass, Low-fin. 1913-16 19.95 each

3926C Radiator cap, chrome plated brass, looks like original, but chrome does not need to be polished, Low-fin 1917-27 24.95 each

3926N Radiator cap, nickel plated as original, Low-fin. 1917-27 22.75 each

## RADIATOR CAP GASKETS

3927 Radiator cap gasket, standard gasket material 1909-27 .40 each

3927M Radiator cap gasket, thick neoprene 1909-27 1.65 each





## RADIATOR CAP SETS, Accessory

Dog Bone and Gull Wing Radiator Caps are reproductions of original aftermarket accessories that were available during the Model T era. They have a hole drilled in them for use with any Jr. Moto-Meter. Makes removing your radiator cap easier, giving you a more convenient area to grip. Many people like using it to add some style to your Model T. All these sets include 2 radiator cap gaskets (part# 3927) part# 3927 to use as shims to help align the this cap with your radiator.

Dog Bone Radiator Cap Sets include the 3926BDB or 3926CDB dog bone caps and Jr. Moto-Meters with wreath rims.

COMB1 Brass dog bone and Jr. Moto-Meter with wreath design on the rim and Ford Script on face plate. 1909-27 84.95 set

COMB2 Chrome dog bone and Jr. Moto-Meter with wreath design on the rim and Ford Script on face plate. 1909-27 84.95 set

Gull Wing radiator cap sets include the 3926GBS or 3926GCS gull wing caps and Jr. Moto-Meters with wreath rims.

COMB3 Brass gull wing cap and Jr. Moto-Meter with wreath design on the rim and Ford Script on face plate. 1909-27 87.95 set

COMB4 Chrome gull wing cap and Jr. Moto-Meter with wreath design on the rim and Ford Script on face plate. 1909-27 87.95 set



## JUNIOR MOTOR METERS

### Accessory (Motor Temperature Meters)

These Jr. Moto-Meters will tell you the temperature of the coolant in the motor. It has a scale on the back (facing the driver) that shows Normal Temperature, Summer Temperature and Danger! They can be used on all Model T's.

Note: The wreath rim Moto-Meters have a raised wreath design on the rim that holds the glass on the Moto-Meter. The plain rim Moto-Meters have a plain flat rim.

### Jr. Moto-Meters with Boyce Script on Face Plate


3926JMB-B	Jr. Moto-Meter, brass, plain rim, with Boyce Script on face plate.	56.95	each
3926JMBW-B	Jr. Moto-Meter, brass, wreath rim, with Boyce Script on face plate.	56.95	each
3926JMC-B	Jr. Moto-Meter, chrome, plain rim, with Boyce Script on face plate.	56.95	each
3926JMCW-B	Jr. Moto-Meter, chrome, wreath rim, with Boyce Script on face plate.	56.95	each

### JR. Moto-Meters with Ford Script on Face Plate

3926JMB-F	Jr. Moto-Meter, brass, plain rim, with Ford Script on face plate.	56.95	each
3926JMBW-F	Jr. Moto-Meter, brass, wreath rim, with Ford Script on face plate.	56.95	each
3926JMC-F	Jr. Moto-Meter, chrome, plain rim, with Ford Script on face plate.	56.95	each
3926JMCW-F	Jr. Moto-Meter, chrome, wreath rim, with Ford Script on face plate.	56.95	each

## MOTO-METER REPAIR PARTS

JMG-BR	Repair kit for brass Jr. Moto-Meter kit, includes 2 beveled glass lenses, 2 lens gaskets + 8 small screws for rim (Does not include the face plates)	1909-27	14.95	set
JMG-CHR	Repair kit for chrome Jr. Moto-Meter kit, as above	1909-27	14.95	set
JMD-B	Face plate set only for Jr. Meter, Boyce script, one plate is for side with Boyce trade mark, the other plate faces the driver with the temperature scale.	1909-27	13.50	set
JMD-FS	Face plate set only for Jr. Meter, Ford script, one plate is for side with Ford trade mark, the other plate faces the driver with the temperature scale	1909-27	13.50	set
JM-RG	Rubber gasket for Moto-Meter shaft, fits under cap	1909-27	.95	each
JM-MN	Brass mounting nut for Moto-Meter shaft, fits under cap.	1909-27	1.25	each



## RADIATOR CAP GASKETS

3927	Radiator cap gasket, standard gasket material	1909-27	.40	each
3927M	Radiator cap gasket, thick neoprene	1909-27	1.65	each

## DOG BONE RADIATOR CAPS

These Dog Bone caps are a reproduction of an original aftermarket accessory that was available during the Model T era. They have a hole drilled in them for use with any Jr. Moto-Meter. Makes removing your radiator cap easier, plus gives you a more convenient area to grip. Many people like using it to add some style to your Model T.

\*You may need to also order some extra radiator cap gaskets, part# 3927 to use as shims to help align the this cap with your radiator.

3926BDB	Dog bone cap, solid brass, ROUND center cap, drilled for Moto-Meter. 6" long	1909-27	29.95	each
3926CDB	Dog bone cap, chrome plated brass, ROUND center cap, drilled for Moto-Meter. 6" long	1909-27	29.95	each
3926BDH	Dog bone cap with HEX center cap, solid brass, drilled for use with a Moto-Meter. 6-3/8" long	1909-27	40.95	each
3926CDH	Dog bone cap with HEX center cap, chrome plated brass, drilled for use with a Moto-Meter. 6-3/8" long	1909-27	37.95	each



## GULL WINGS and HEX RADIATOR CAPS

These spread wing gull wing caps have excellent detail work. They are 7-5/8" long. The wings slip over the stem of any Jr. Moto-Meter and rest on top of a Hex Cap (part# 3926HBD or 3926HCD). They are a reproduction of an original aftermarket accessory that was available during the Model T era.

3926DBW	Wings only, solid brass, for use with hex cap (part# 3926HBD)	1909-27	25.95	each
3926DCW	Wings only, Chrome plated, for use with hex cap (part# 3926HCD)	1909-27	30.75	each
3926HBD	Hex cap, solid brass, drilled for Jr. Moto-Meter, can be used separately or with above wings (part# 3926DBW), 2" wide	1909-27	25.95	each
3926HCD	Hex cap, chrome, drilled for Jr. Moto-Meter, can be used separately or with above wings (part# 3926DCW). 2" wide	1909-27	29.50	each



## GULL WING Caps -Swept Back Style

Excellent quality, polished cast solid brass. These wings have excellent detail work and have been drilled for use with Jr. Moto-Meters. The wing span of the cap is 5-3/4". They are a reproduction of an original aftermarket accessory that were available during the Model T era. Adds style and gives you a better grip with removing the cap.

\*You may need to also order some extra radiator cap gaskets, part# 3927 to use as shims to help align the this cap with your radiator.

3926GWB	Gull wing radiator cap, brass, drilled for Jr. Moto-Meter, swept back wing style	1909-27	26.95	each
3926GWC	Gull wing radiator cap, chrome, drilled for Jr. Moto-Meter, swept back wing style	1909-27	33.95	each



## GULL WING CAPS- Spread Wing Style

These gull wings have are spread wing style that have a 8-1/2" wing span. They have been drilled for use with any Jr. Moto-Meters. They are a reproduction of an original aftermarket accessory that were available during the Model T era. Adds style and gives you a better grip with removing the cap.

\*You may need to also order some extra radiator cap gaskets, part# 3927 to use as shims to help align the this cap with your radiator.

3926GBS	Gull wing radiator cap, brass, drilled, spread wing style.	1909-27	32.95	
3926GCS	Gull wing radiator cap, chrome, drilled, spread wing style	1909-27	32.95	



# RADIATOR MOUNTING



3944KIT



Radiator Support Rods

3947B

## RADIATOR SUPPORT RODS


3932	Radiator support rod for cars with wood firewall, rod from dash to radiator	1909-22	19.95	each
3932A	Radiator support rod, torpedo roadster and open runabout.	1911	16.50	each
3932C	Radiator support rod use with metal firewalls.	1923-25	16.95	each
3932D	Radiator support rod use with metal firewalls.	1926-27	27.99	each



3939BR



3939



3939WBR



3939W

## RADIATOR HOSE REPLACEMENT SET

3944KIT	Radiator hose replacement kit. Includes the set of 3 hoses, set of 6 hose clamps and the water pipe. Not for use with a water pump.	1911-1927	19.95	set
---------	---	-----------	-------	-----

## HOSES, CLAMPS and OUTLET PIPE

3939	Outlet connection pipe. Powder coated black, 12"	1909-27	7.85	each
3939W	Outlet connection pipe, for use with water pump, powder coated black, 10-3/4" long.	1909-27	8.25	each
3939BR	Outlet connection pipe, Brass, 12" long	1909-27	23.95	each
3939WBR	Outlet connection pipe, Brass, for use with water pump, 10-3/4"	1909-27	27.50	each
3944S	Hose set, 3 piece, red radiator hose	1909-27	9.50	set
3945S	Hose clamps, original style, set of 6	1909-27	5.50	set
3945EW	Hose clamp set for cars with factory water pump engines, the first 2500 cars. Walker style. Original style made from the specifications. Set of 4.	1908-09	79.95	set
3945EW2	Hose clamp set. Used after the serial number 2500 cars though July 1910 Walker style. Original style made from the Ford specifications. Set of 6	1909-10	119.95	set



3944S



3945S



3079



3079RE

## RADIATOR SHELL MOUNTING BOLTS

3947B	Radiator shell mounting bolt set. Holds shell to radiator. These bolts go through the side of the radiator shell just before it begins to curve at the top of the radiator. They are located under the hood lacing.	1916-27	.40	set
-------	---	---------	-----	-----



3947B

## PETCOCKS

3079	Outlet petcock, brass, original early style	1909-27	12.95	each
3079RE	Outlet petcock, brass, not an original style but less expensive.	1909-27	7.95	each



3945EW

## INDIVIDUAL RADIATOR MOUNTING PARTS

3928BQ	Mounting pad, leather, high quality, Made to Ford drawings with appropriate thickness, size and location of holes. Insures correct alignment of hood. Prevents damage to radiator mounting arms, recommended for cars that are used. For on cars that use round head rivets to mount the front cross member to the frame.	1909-19	7.25	pair
3929	Radiator mounting stud, steel, 2-1/2"	1909-16	1.50	each
3929B	Radiator mounting stud, steel, 3"	1917-25	2.50	each
3929B2	Radiator mounting stud, steel. 3-1/2"	1926-27	1.50	each
3929P	Radiator stud plate (called stud plate nut)	1909-27	2.95	each
3929LOW	Radiator mounting lower thimble	1917-25	1.75	each
3929UP	Radiator mounting upper thimble	1917-25	1.75	each
3930	Radiator mounting spring only.	1909-27	.70	each
3931	Brass castellated nut, special nut for mounting radiator, 3/8-24 thread	1909-16	1.95	each
3931B	Steel castellated nut for mounting radiator	1917-27	.85	each



3929UP



3929LOW



3929

3929B

3929B2



3930



3931



3931B

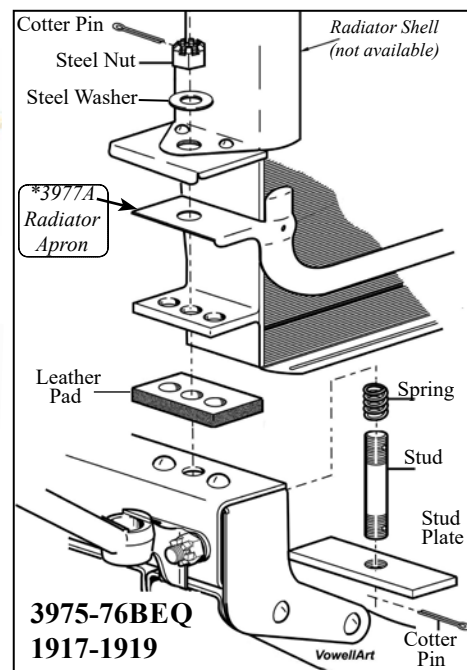
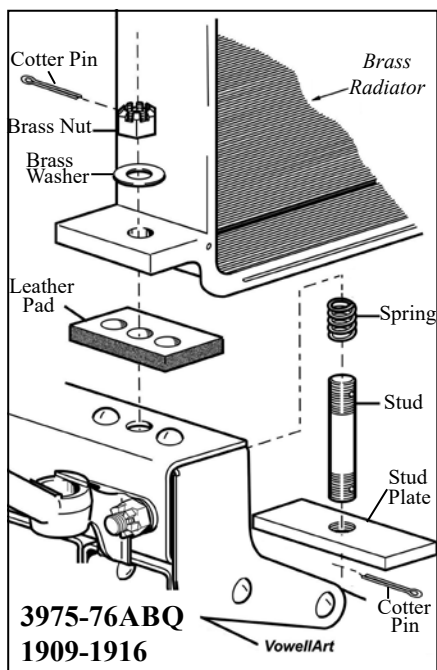


3929P



3928BQ





## RADIATOR MOUNTING BOLT SETS

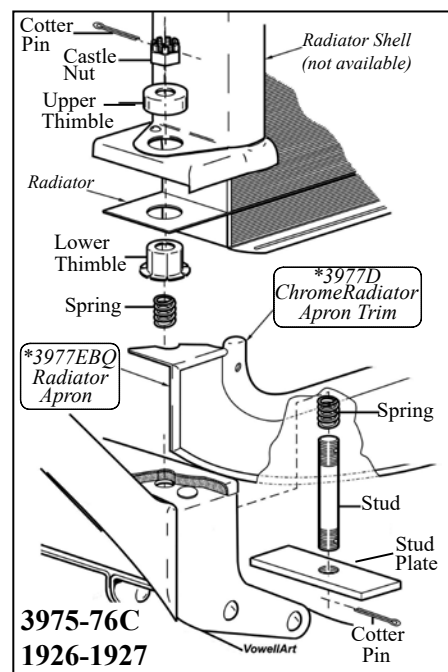
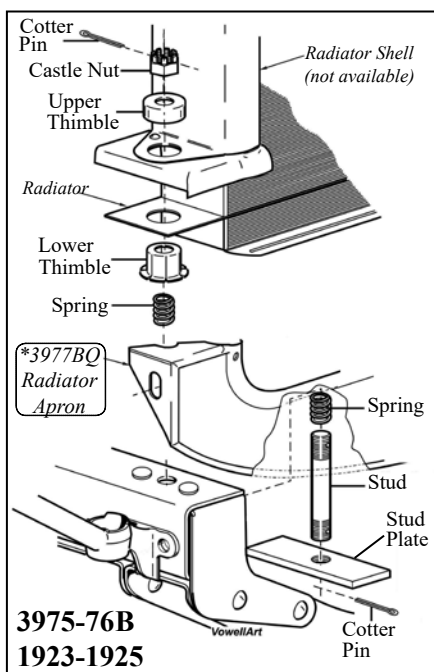
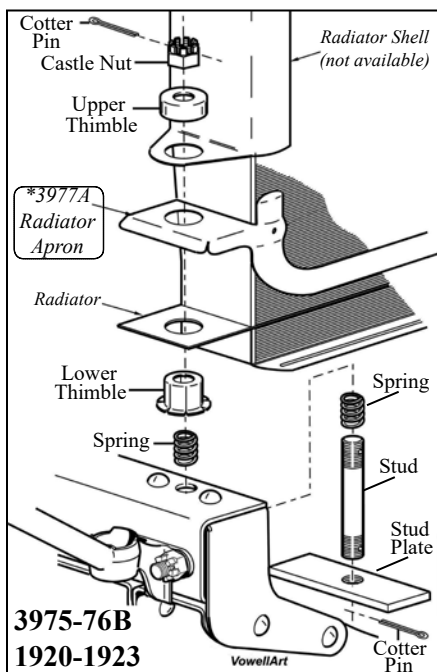
3975-76ABQ Radiator mounting bolt set, Original style, Complete set for car, includes: best quality original style leather mounting pads, mounting studs, springs, steel stud plate nuts, the original style brass castle nuts, brass washers and brass cotter pins. 1909-16 18.50 set

3975-76A Radiator mounting bolt set. This non-original style comes with the original style leather pads but with less expensive, non-original steel nuts, studs, stud plate nuts, springs, washers and cotter pins. Complete set for car. (Same placements as 3975-76ABQ however this set has steel nuts and washers instead of the original style brass.) 1909-19 14.75 set

3975-76BEQ Radiator mounting bolt set. Original style. Complete set for car. Includes: best quality original style leather mounting pads, mounting studs, springs, stud plate nuts, the correct steel castle nuts, washers and cotter pins 1917-19 16.50 set

3975-76B Radiator mounting bolt set, Original style. Complete set for car. Includes mounting studs, springs, stud plate nuts, upper and lower thimbles, the correct steel castle nuts and cotter pins. (Diagrams show the two different style radiator aprons used during these years.) 1920-25 17.75 set

3975-76C Radiator mounting bolt set, Original style. Complete set for car. Includes mounting studs, springs, stud plate nuts, upper and lower thimbles, the correct steel castle nuts and cotter pins. 1926-27 14.95 set



## FAN PULLEY AND BLADES


3921	Water pump pulley, 1-3/4"	1909-27	11.95	each
3961B	Fan blade rivet set	1909-20	1.50	set
3961S	Fan blades, 4 piece set with rivets.	1909-20	35.50	set
3961C	Fan blade, This is a stamped 4 blade fan. Original for 1925-27 but work on 1920-27 cars if they have an aluminum pulley. Attaches to pulley with PART #3984.	1920-27	12.50	each
3984	Fan blade screw set, hold blades to hub	1920-27	.85	set



## FAN HUB PULLEY, Modified with Ball Bearings

NOTE: Ball bearing fan hubs use permanently lubricated, sealed bearings. No more grease all over your engine and hood!

3962BBE	Brass hub ball bearing fan hub pulley with 4 riveted blades attached, looks like original. All new, no core required. Modified with modern style ball bearings. These are permanently lubricated, sealed bearings.	1909-16	199.50	each
3962	Brass hub, ball bearing fan hub pulley without blades. Modified with modern style lubricated and sealed bearings. All new hub, no core required. (Use part# 3962BBE for the complete hub and blade assembly.)	1909-16	145.00	each
3962BC	Ball Bearing fan hub cartridge for a steel hub fan with riveted blades, uses two sealed ball bearings. Replaces the original bushings without modification. Instructions included. Modified with modern style ball bearings	1917-20	49.95	each
3962BBN	Fan hub ball bearing replacement pulley, All new, machined aluminum. 2 sealed ball bearings, No oiling or greasing required, no exchange required. Modified with modern style ball bearings	1920-27	55.95	each



3040	Crankshaft starting pin	1909-16	.75	each
3040B	Crankshaft starting pin	1917-27	.95	each

## LOWER CRANKSHAFT PULLEY

3963	Cast iron crankshaft fan belt pulley, excellent copy of original	1909-11	85.50	each
------	--	---------	-------	------

## CRANKSHAFT PULLEY

Original shape with correct crown for the fan belt. Aluminum. This pulley will give you a nice tight fit for the crankshaft and crank pin thus fixing a noisy problem on most T's. This steel pulley has a .002 smaller bore than standard, if your crankshaft is not worn you can hone this to size with a brake cylinder hone.

3963AS	Crankshaft pulley with undersize hole, 3" in diameter	1909-19	145.95	each
--------	---	---------	--------	------


## CRANKSHAFT PULLEY, Adjustable

Accessory Adjustable Crankshaft Pulleys. Precision machined aluminum. If your original pulley has been loose it may have worn the surface of the crankshaft to the point where it is undersized. Putting a standard new pulley on may not fix this problem because it will still be loose. These split pulley will solve the problem. There is a allen headed set screw that tightens the pulley up on the worn crankshaft. They also have raised edges to keep the belt from slipping off.

3963A	Crankshaft fan belt pulley, 3" diameter. Has NO Raised edges, which allows you to install it with the pan still on the motor.	1909-19	59.95	each
3963B	Crankshaft fan pulley, 3". Raised edges (Note: Requires taking pan off engine to install)	1909-19	51.95	each
3963C	Crankshaft fan pulley, 3-3/4", use with later wide pans. Raised edges.	1917-27	58.95	each



# FAN BELTS



**Lang's Tech Tip:** HOW TO MEASURE A FAN BELT. The only way to accurately measure what fan belt you need is to first adjust the fan bracket so the pulleys are at the point where the fan belt would be it's smallest. Then put a string around the pulleys and then measure the string. If you measure the outside of the fan belt you get an incorrect size also a metal measuring tape won't bend tight enough and will not give you an accurate size.



## FAN BELTS, ENDLESS

This fan belt is made from neoprene impregnated polyester so it will not stretch. It is impervious to oil and has no joints to come apart! Black flat belt. 1-1/8" wide. Use Lang's Tech Tip above to measure for your belt before ordering.

3964END	Endless fan belts, 23"	1906-16	6.00	3964-31END	Endless fan belts, 31"	7.25
3964CEND	Endless fan belts, 25-7/8"	1917-19	6.50	3964FEND	Endless fan belts, 32"	1926-27 8.00
3964EEND	Endless fan belts, 27"	1920-25	6.00	3964-33END	Endless fan belts, 33-1/8"	8.50
3964-28-3/4END	Endless fan belts, 28-3/4"		8.75	3964GEND	Endless fan belts, 33-3/4"	7.50
3964-30END	Endless fan belts, 30"		7.25	3964-36END	Endless fan belts, 36"	10.25

## FAN BELTS, LEATHER

**BEST QUALITY LEATHER BELTS AVAILABLE!** The leather belts are made slightly undersized to compensate for stretching.. Natural tan color, the original color for early show cars. Use Lang's Tech Tip above to measure for your belt before ordering. Leather belts were originally only used from 1909-1916. 1-1/8" wide



3964L	23" Leather Fan belt	1909-16	26.95	3964EL	27" Leather Fan belt	1920-25 26.95
3964CL	25-7/8" Leather Fan belt	1917-19	26.95	3964-28L	28-1/4" Leather Fan belt	26.95

## FAN BELTS, POLY MICRO-GROOVE

Modern poly micro-groove belt for use all Model T pulleys. These endless belts are strong, durable, and impervious to oil. Has fiber reinforced poly grooves for good grip on pulley. 15/16" wide



3964MG-23	23" Poly Micro-groove belt	1906-16	21.95	3964MG-31	31" Poly micro-groove belt	21.95
3964MG-26	26" Poly micro-groove belt	1917-19	21.95	3964MG-32	32" Poly micro-groove belt	1926-27 21.95
3964MG-27	27" Poly micro-groove belt	1920-25	21.95	3964MG-33	33" Poly micro-groove belt	21.95
3964MG-28	28" Poly micro-groove belt		21.95	3964MG-34	34" Poly micro-groove belt	21.95
3964MG-29	29" Poly micro-groove belt		21.95	3964MG-36	36" Poly micro-groove belt	21.95
3964MG-30	30" Poly micro-groove belt		21.95			

## FAN BELT GUIDE

3963G	Fan belt guide. bolts to front timing cover bolt that is directly over the crank shaft.	1909-27	16.95 each
-------	---	---------	------------



## MOST COMMON BELT SIZES

The following is a chart showing the most common sizes used on different Model T's. However there are many factors that make cars use a different belt size, such as; engines that have been replaced over the last 100 years, the pulleys used, transition year cars, waterpumps and more. You should always measure for your belt size with a string before ordering!

### Most Model T's with Original Pulleys:

1909-1916.....23"	1920-1925 ..... 27"
1917-1920 ... 25-7/8"	1926-1927 ..... 32"

Most Model T's using part# 3920LK "LEAKLESS WATER PUMP" on page 113:

1909-1916 .....28"	1920-1925 ..... 32"
1917-1920 .....31"	1926-1927 ... 33-3/4"

Most Model T's using part# 3920 : "WATER PUMP" on page 113

1909-1916 .....27"	1920-1925 ..... 31"
1917-1920 .....30"	1926-1927 ..... 36"



## FAN SHAFT

3966	Fan shaft, for use with fans that have riveted blades.	1909-20	18.30	each
3966B	Fan shaft. For use with fans that have aluminum fan hubs	1920-25	16.95	each
3966C	Fan shaft	1926-27	22.95	each
3986	Fan shaft nut	1926-27	.15	each



## FAN BRACKET

3965	Fan belt tension spring, used after the first 2500 cars, on engines with 2 piece timer, front cylinder cover and early fan arm bracket shown in picture #3967E	1909-11	10.25	each
3967EST	Fan bracket, made of strong steel, this is the bracket that is used with tension spring, #3965 (And then bolt used in late 1911)	1909-11	46.95	each
3967E	Fan bracket, brass, Used with tension spring #3965	1909-11	33.50	each
3967ST	Fan bracket, made of strong steel, for use with brass radiators	1911-16	46.95	each
3967	Fan bracket, for use with brass radiators	1911-16	35.95	each
3967BN	Fan bracket, NOS, Original Ford Stock, Never Used. Excellent condition, bead blasted	1917-25	35.00	each
3967BU	Fan bracket, USED	1917-25	17.00	each
3968	Fan bracket bolt, holds the fan shaft bracket to the block	1909-25	4.25	each
3004E	Fan bracket/Cylinder head water upper outlet connection. This assembly is complete with the outlet, the eccentric, and the eccentric plate which allows you to adjust your fan belt. The Eccentric Plate is laser cut steel. The castings are bronze and will never rust out like the originals. Excellent quality.	1926-27	104.00	each
3988	Fan eccentric backing plate. This is the metal washer for the 1926-1927 water outlet on the top of the engine.	1926-27	6.95	each
3973	Fan adjusting bolt, threads though the front timing cover and adjusts the fan bracket arm.	1909-20	1.25	each



## FAN PULLEY BUSHINGS

3974-4A	Fan pulley bushings, includes front and rear bushings	1917-20	8.95	pair
3962BC	Ball Bearing fan hub cartridge for a steel hub fan with riveted blades, uses two sealed ball bearings. Replaces the original bushings without modification. Instructions included. Modified with modern style ball bearings. NOTE: Ball bearing fan hubs use permanently lubricated, sealed bearings. No more grease all over your engine and hood!	1917-20	49.95	each
3974B	Fan pulley bushing set	1920-27	7.50	pair



## FAN GREASE CUP and PLUG

3970	Fan grease cup, brass, has a female thread, also has an O-ring seal to prevent leaks, used on early T's that had the grease cup threaded into the fan shaft	1909-20	17.65	each
3980	Fan pulley plug, (grease plug).	1920-27	.50	each



## FAN GASKET, CAP and FELT

3981	Fan pulley gasket	1920-27	.40	each
3982	Fan shaft cap, between bracket and pulley	1920-27	.85	each
3983	Fan shaft felt washer	1920-27	.85	each
3984	Fan blade screw set, hold blades to hub	1920-27	.85	set



# MUFFLER AND EXHAUST



## MUFFLER and EXHAUST SYSTEM, Complete

4025EXS Complete Exhaust System, includes steel end muffler, exhaust pipe, exhaust pipe brass nut, muffler clamp, and muffler to frame bolt set. (Can be used on all year cars but was original style for 21-27)

1909-27 74.95 kit



## 1909-14 MUFFLER PARTS

4025CA	Muffler, cast iron ends with stamped steel mounting brackets, and straight rear tail pipe.	1909-10	214.95	each
4025CE	Muffler, cast iron ends with stamped steel mounting brackets, and tapered rear tail pipe.	1911-14	214.95	each
4025MBR	Mounting brackets, steel, holds muffler to frame.	1909-14	19.95	pair
4025CEBS	Bolt set for mounting muffler to frame.	1909-14	8.95	set
4025STPE	Straight tail pipe, (tail pipe after muffler)	1909-11	9.95	each
4038-39	Muffler wrap kit, E.H.P. Asbestos substitute with three stainless steel bands	1909-17	27.95	set
4025SE	Shell kit only, 3 piece set, for 3 bolt style muffler	1909-17	42.95	set

## 1914-17 MUFFLER PARTS

4025A	Muffler, cast iron ends with built in brackets that hold it to the frame. Tail pipe after muffler is straight, (not tapered). Copy of original muffler.	1914-17	214.95	each
4025ABS	Bolt set for mounting muffler to frame	1914-17	3.75	set
4025STPL	Straight tail pipe, (tail pipe after muffler)	1914-17	9.95	each
4038-39	Muffler wrap kit, E.H.P. asbestos substitute with three stainless steel bands	1909-17	27.95	set
4025SE	Shell kit only, 3 piece set, for 3 bolt style muffler	1909-17	42.95	set

## 1917-20 MUFFLER PARTS

4025C	Muffler, Cast iron ends with kidney shaped rear hole, this year muffler has no tail pipe after the muffler. Has built in brackets that hold it to the frame. Copy of original muffler.	1917-20	69.95	each
4025CiBS	Bolt set for mounting muffler to frame	1917-20	3.50	set
4025S	Shell kit only, set of 3, for 1 bolt style muffler	1917-20	43.95	set
4026B	Muffler shell bolt, steel, long center bolt that holds cast iron end muffler together	1917-20	2.10	each



Used and NOS Parts  
Call for Availability

*Lang's*

Technical Support  
978-939-5500

121

## 1921-27 MUFFLER PARTS

4025B	Muffler, pressed steel ends, take apart type, original style for 1921-27, but can be used on all year cars.	1909-27	40.95	each
4025BW	Steel end muffler, same as 4025B but has been welded together to insure that it will not come apart.	1921-27	56.95	each
4025BBS	Bolt set for mounting muffler to frame	1921-27	2.25	set



## EXHAUST PIPE

4026CL	Muffler clamp, attaches tail pipe to muffler	1921-27	1.75	each
4037C	Exhaust pipe, steel, extends from manifold to muffler. Aluminized to prevent rust. 56" long	1909-27	21.95	each
4037CSS	Exhaust pipe, Stainless steel	1909-27	64.95	each
4037CSSR	Exhaust pipe, Stainless steel, for RIGHT hand drives		64.95	each



## EXHAUST PIPE PACK NUT

3061	Exhaust pipe pack nut, brass. Slides over exhaust pipe and threads onto manifold.	1909-27	9.95	each
3061W	Exhaust pack nut wrench, large cast wrench for installing part# 3061. Duplicate of original.	1909-27	39.95	each
3061L	Exhaust pack nut locking clamp. Stops pack nut from loosening up. This accessory clamps around the exhaust pipe and hold the pack nut in place, stainless steel.	1909-27	5.45	each
3061REPL	Pack nut replacement kit. (Tail pipe to exhaust manifold mounting kit.) This accessory does away with brass exhaust nut part# 3061. For use with manifolds that have bad threads. Easy to install instructions.	1909-27	66.95	kit



## EXHAUST MANIFOLDS, Listed on page 68

## EXHAUST DEFLECTORS

4038E	Exhaust deflector, stainless steel for a cars with a round tail pipe after the muffler. Copy of an original accessory, Deflects exhaust heat and soot to the ground instead of the back of your car and spare tire.	1909-16	29.95	each
4038ECL	Exhaust deflector, stainless steel. Deflects exhaust heat and soot to the ground instead of the back of your car and spare tire. Clamp onto the muffler, for cars without tail pipe Part# 4025B, and 4025C	1917-27	30.95	each
4038DF	Exhaust deflector, Brass, copy of original accessory, mounts on muffler center bolt nut, deflects exhaust away from spare tire and car.	1921-27	27.50	each








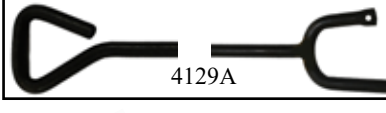

## CARBURETOR AIR FILTER KIT

CARB-FiLT	AIR FILTER KIT, comes complete with adapter, foam filter, spring, 7-1/2 oz. can of special filter oil and instructions. Internal spring exerts pressure in both directions so filter will not fall off! Filter can be cleaned and re-oiled up 10 times. Not for: 1909-11 Holley, Kingston 5 ball, 1915-16 Kingston L and vaporizer. Aftermarket accessory. <b>NOTE: This item may only be shipped by ground.</b>	1909-27	32.95	kit
CARB-FILTB	AIR FILTER KIT, same as above but this kit DOES NOT include the can of aerosol filter oil so it can be shipped via air	1909-27	27.95	kit
CARB-FRE	Replacement air filter		14.75	each
CARB-FAO	Aerosol filter oil, 7-1/2 ounce		7.50	each
2902FiLT	Fuel filter kit, inline fuel filter kit a must for old or dirty gas tanks, stops rust and debris from going into the carburetor	1909-27	11.95	set





## CARBURETOR ADJUSTING RODS

					
4127	Carburetor adjusting rod bezel plate. Attaches to wood firewall, made of stamped steel, to be painted black, correct raised design	1912-13	31.95	each	
4127A	Carburetor adjusting rod bezel plate. Attaches to wood firewall, made of flat steel, to be painted black.	1913-21	16.75	each	
4127BR	Carburetor adjusting rod bezel plate, brass, accessory	1913-21	16.50	each	
4129KN	Carburetor adjusting rod brass knurled knob only	1909-16	8.95	each	
4129E	Carburetor adjusting rod, brass knurled knob and 4-hole plate. 19" long	1909-10	39.95	each	
4129T	Carburetor Adjusting Rod for Torpedo Roadster. Longer adjusting rod than standard touring and roadster, brass knurled knob and brass two hole angled bezel bracket. 20-1/2" long.	1911-12	54.95	each	
4129	Carburetor adjusting rod with brass knurled knob and brass two hole angled bezel bracket. 19" long.	1911-12	49.95	each	
4129-13	Carburetor adjusting rod, brass knurled knob, 2 hole stamped steel mounting plate, 19" long.	1913	42.95	each	
4129A1	Carburetor adjusting rod with brass knurled knob and steel, flat, 2 hole bezel plate. 19" long.	1914-16	29.95	each	
4129AOR	Carburetor adjusting rod, original style with correct shape top. 18-1/2" long.	1917-25	14.95	each	
4129A	Carburetor adjusting rod, 18-1/2" long	1917-25	6.95	each	
4129B	Carburetor adjusting rod. 32" long. May need to be shortened. The knob is pinned in place, simply remove, shorten and re-drill.	1926-27	20.75	each	
4594	Carburetor rod anti-rattler, for touring, roadster, tudor and coupe. fits in hole on firewall for the carburetor rod.	1926	1.50	each	

## CARBURETOR MOUNTING PARTS

4130	Carburetor to manifold bolt set, fits all carburetors	1909-27	2.10	set
4130GEN	Carburetor accessory stand-out bolt and nut set. Extra long special bolt set that makes getting a wrench to the carburetor when installing and removing it much easier. This set is for engines that have a generator (not for use with vaporizer carburetors)	1909-27	19.50	set
4130NOGEN	Carburetor accessory stand-out bolt and nut set. This set is for engines that DO NOT have a generator	1909-22	19.50	set
4131	Adj. rod sleeve for lower end of part #4129B. This sleeve attaches to the adjusting needle in the carburetor and includes the spider (U-joint part #4132)	1926-27	12.75	each
4132	Carburetor universal joint spider only	1926-27	1.25	each
4134	Carburetor to manifold gasket, not for use with vaporizer carbs.	1909-26	.35	each
6154U	Carburetor inlet elbow, USED, original	1913-26	10.00	each
6154RE	Carburetor inlet elbow, brass, modern style	1913-27	2.35	each

## ACCESSORY GAS LINE SHUT OFFS

6055	Gas line shut off valve, brass. Excellent quality vintage looking accessory. Replaces the right angle inlet connection (elbow) going into the carburetor with a safety shut off valve. Requires no modifications! A must to prevent leaks when T's are in garages.	1909-27	41.95	each
6055RE	Gas shut off valve, brass, replaces the right angle inlet connection going into the carburetor Excellent safety accessory to shut of fuel when storing your T. Modern looking accessory.	1909-27	19.95	each

## ELECTRONIC FUEL SHUT OFF

Modern style, 6 volt. Shuts off the fuel to the carburetor with the ignition switch, battery disconnect switch, or an under the dash toggle switch. No more forgetting to turn off the manual valve. Easy to install, complete with instructions. Mounts under the hood. Splices into the fuel line.

A-EFV-6	Electronic fuel valve shut off, modern style, 6 volt.	1909-27	76.95	each
A-EFV-12	Electronic fuel valve shut off, modern style, 12 volt.	1909-27	79.95	each



## HOT AIR PIPES

The pipe that runs from the manifold to the throat of the carburetor to preheat the air

4582	Hot air pipe, cast iron, "stove pipe"	1912	75.95	each
4582A	Hot air pipe, stamped steel	1919-24	12.95	each

## PRIMING CHOKE RODS

### CHOKE ROD, from Carburetor to Front of Radiator

The following new choke rods are made exactly to the original, same material, bends and finish. Originally Ford did not make any of his choke rods out of brass. They were all made of steel, which is stronger, and with three different finishes. They started out with a copper coating during the brass era, 1909-16, then during 1917-26 the rods had a black raven finish and the 1927 vaporizer style had a black enamel finish.

NOTE: If you are using a later carburetor on a 1909-16 brass car, this rod will be too short, you will need to order 4431F.

4431A	Choke wire, to radiator front. The first T carbs didn't have chokes or priming rods. Beginning about the end of 1910, the priming rods appeared. These are heavier and shorter than the later rods.. Steel	1910-Aug 2, 1911	12.95	
4431B	Choke wire, to radiator front, steel	Aug. 2, 11-Jan. 24, 1912	12.95	
4431C	Choke wire, to radiator front, steel	Jan. 25, 1912 - Mar. 21, 1912	12.95	
4431D	Choke wire, to radiator front, steel	Mar. 22, 1912 - Mar. 6, 1913	12.95	
4431E	Choke wire, to radiator front, steel	Mar. 7, 1913 - Aug. 16, 1916	12.95	
4431F	Choke wire, to radiator front, steel	Aug. 17, 1916 - Apr. 13, 1925	12.95	
4431G	Choke wire, to radiator front, steel	Apr. 14, 1925 - July 22, 1926	12.95	
4431H	Choke wire, to radiator front, steel, non-vaporizer carbs	July 23, 1926-1927	12.95	
4431J	Choke wire, to radiator front, steel for vaporizer carbs only	1926-1927	12.95	
4431	Choke wire, Brass, wire to radiator front, non-original	1909-26	3.50	

## PRIMING BELL CRANK


4583	Priming bell crank, mounts on firewall and links one of the priming choke rod with the knob on it and the choke wire, 4589B	1919-25	5.10	
------	---	---------	------	--

## CHOKE ROD, Passes Through Dash/Firewall

4587B	Priming choke rod with knob, 17 - 11/16"	1919-22	11.95	
4588B	Priming choke rod with knob, 13 - 9/16"	1919-22	8.95	
4588D	Priming choke rod with knob, 7 - 1/2"	1923-25	8.95	
4588E	Priming choke rod with knob, 17"	1919-25	9.50	
4588F	Priming choke rod with knob, 16 - 1/16"	1923-25	8.95	
4588G	Priming choke rod with knob, 20 - 1/2"	1919-25	9.50	
4588H	Priming choke rod with knob, 14 - 1/2"	1922-25	8.95	
4590	Priming rod bumper, original style rubber bumper that goes under head of carburetor adjusting rod Part# 4129B on the dash.	1926-27	.50	
4591	Carburetor choke rod sleeve, this sleeve slides onto the 4129B carburetor rod and holds wire, 4589B	1926-27	2.70	
6203-4	Adjusting rod collar with set screw. This collar is mounted on part# 4129B and hits against the choke rod sleeve part# 4591 when the adjusting rod is pulled up to engage the choke on the vaporizer carburetor.	1926-27	8.25	

## CHOKE WIRES

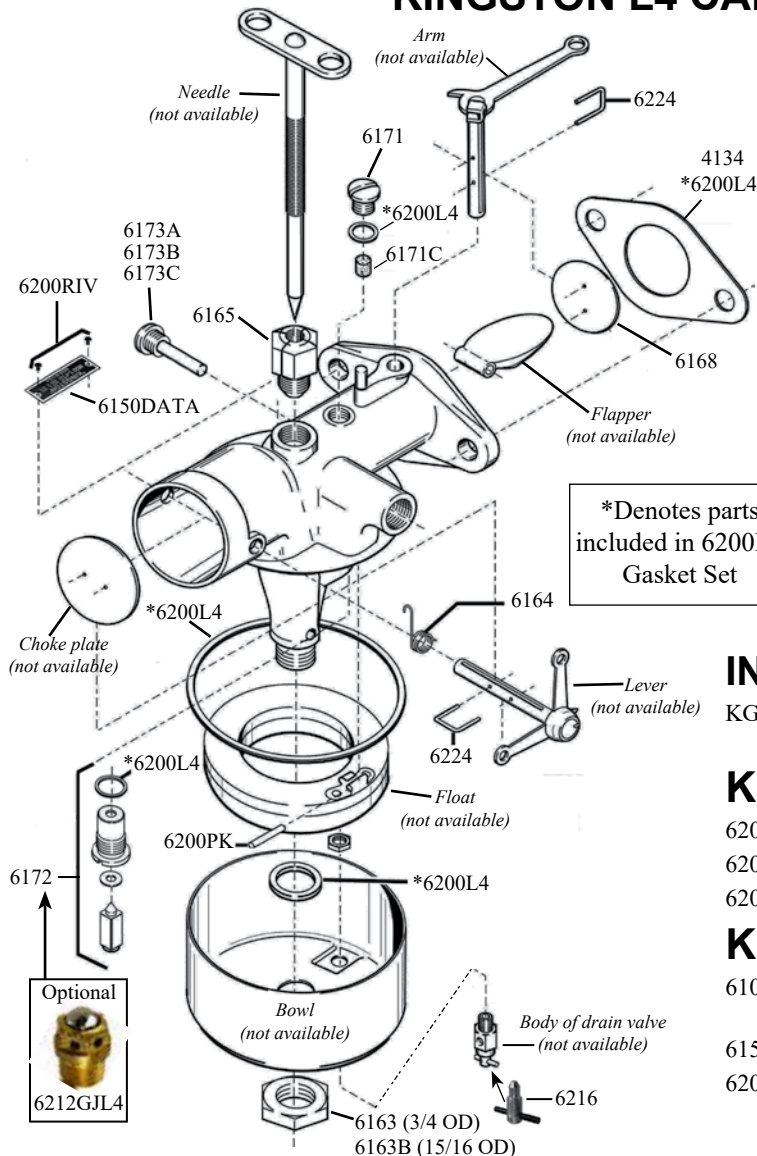
4589B	Choke wire, carburetor to priming bell crank	1919-27	1.95	
6203B1	Vaporizer choke wire, this wire goes between the part# 4591 and the choke on the vaporizer	1926	4.95	
6203B2	Vaporizer choke wire	1927	4.95	



4589B




# KINGSTON L4 CARBURETOR



6200L




6200L2



6200L4

\*Denotes parts included in 6200L4 Gasket Set



KG1



6100DATA



6150DATA



6200RIV

## INSTRUCTION PAMPHLET

KG1 Kingston Carburetors for Ford Cars, 15 pages. Instructions and parts list 1913-17 3.75 each

## KINGSTON GASKETS

6200L	Kingston Model L gasket set	1912-21	1.95	set
6200L2	Kingston model L2 gasket set	1917-20	2.10	set
6200L4	Kingston Model L4 gasket set	1921-26	1.95	set

## KINGSTON DATA PLATES

6100DATA	Kingston data plate, for early carburetors	1909-14	1.75	each
6150DATA	Kingston L4 data plate	1921-26	1.50	each
6200RIV	Carburetor data plate rivets, brass. Fits most but not all carburetors. 1/16" diameter X 3/16" long, oval head rivets		.50	pair

## KINGSTON FLOATS and PINS

6201L2BQ	Kingston L2 float, modern material, not effected by alcohol in fuels. Use with your old hinge	1917-21	16.35	each
6201PK	Kingston float lever pin	1921-26	.30	each
6201LK	Cork float lever (hinge), for Kingston L2 brass.	1917-21	19.95	each

## FLOAT MATERIAL, for Making Your Own Floats

6201SLUG Float material, can be used to make your own float for any application. Size is 3.850" diameter, and 3" high with a 1-1/4 hole in middle. Modern black closed cell material, resistant to alcohol and other additives used in today's fuels. 29.95 each

## KINGSTON BOWL NUT

6111	Kingston L2 bowl nut	1913-20	7.35	each
6163	Kingston L4 early bowl nut, 9/16-18 thread	1921-23	7.45	each
6163B	Kingston L4 early bowl nut, 3/4-18 thread	1924-26	7.50	each

## KINGSTON CHOKE SPRINGS and PLATE

6164	Kingston choke spring, original style	1913-26	1.25	each
6168	Kingston L4 throttle plate	1912-27	2.65	each
6224	Plate clip for Holley or Kingston. This clip is used to mount both the throttle and choke plates into the carburetor.	1920-26	.85	each



6201SLUG

6201LK

6201PK



6111



6163



6163B



6164



6168



6224



## KINGSTON SPRAY NEEDLE ADJUSTING NUT

6165E	Kingston early L spray needle adjusting nut (binding nut).	1915-16	9.95 each
6165	Kingston L and L4 spray needle adjusting nut (binding nut). NOTE: Not for use on spray needles with U-Joint style spray needle	1915-26	7.45 each
6165B	Kingston L4 spray needle adjusting nut. NOTE: Only for use with U-Joint style spray needles that were used on some 1926 Kingston L4 carburetors.	1925-26	19.95 each

## KINGSTON DRAIN VALVE

6169E	Kingston L drain valve (Does not include the body)	1915-26	8.95 each
-------	--	---------	-----------

## KINGSTON AIR VALVE SHAFT and STOP SCREW

6171	Air Valve Stop Screw, Kingston L4 This is the screw above the small round cork part# 6171C, that goes inside air valve stop. Brass slotted screw.	1921-27	7.95 each
6171C	Cork plug, Kingston L4. Small cork, goes inside air valve stop.	1921-27	.40 each
6173A	Air Valve Shaft Assembly, Kingston L and L2. Threads into the side of the carburetor and the air valve pivots on it. This early style has a thicker head than later versions and the length from under the head is 1-1/2".	1915-19	7.10 each
6173B	Air Valve Shaft Assembly, early Kingston L4. (These carbs have a brass body with a steel bowl.) This valve shaft threads into the side of the carburetor and the air valve pivots on it. The shaft length from under the head is 1-7/16". (Similar to 6173A but this style has a thinner head.)	1919-23	6.75 each
6173C	Air Valve Shaft Assembly, Kingston L4. (Cast steel body and steel bowl.) Threads into the side of the carburetor and the air valve pivots on it.	1924-26	6.95 each

## KINGSTON SPRAY NEEDLE NUT and SEAT

As the float rises this needle and seat shuts off the gas to the carburetor bowl.

6212GJL2	Kingston L carburetor Modern 2 ball style valve that replaces the original needle and seat. Eliminates sticking.	1916-20	24.50 each
6172NT	Kingston L4 needle and seat, neoprene tipped.	1921-26	24.95 set
6172	Kingston L4 needle and seat. This style allow you to lap the tip in for a perfect fit and allows you make very fine adjustments.	1921-26	26.95 set
6212GJL4	Kingston L4, modern 2 ball valve that replaces the needle and seat (part# 6172). Eliminates sticking. Original style.	1921-26	34.95 each

## HOLLEY 4550 CARBURETOR

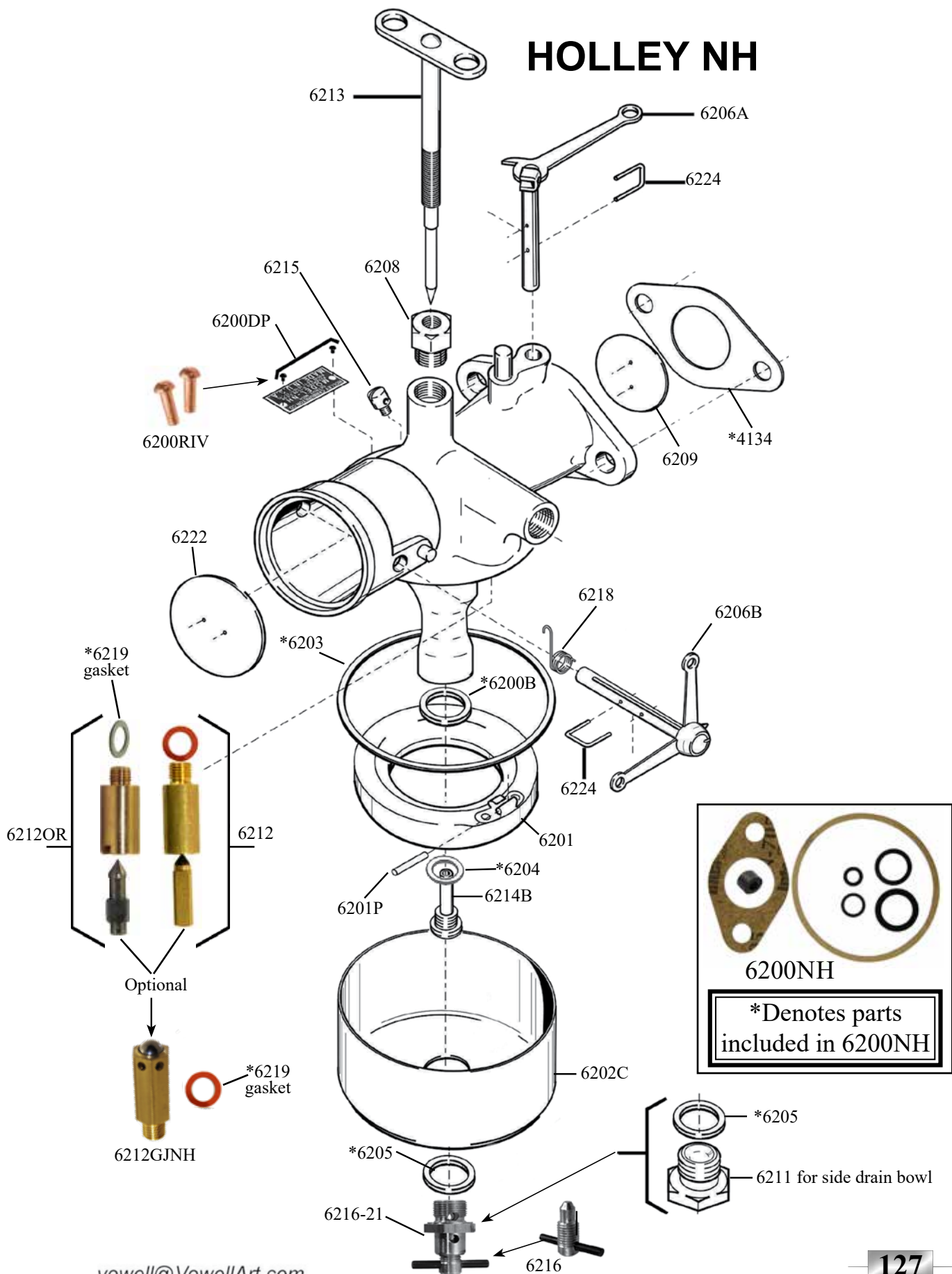
4555	Float Lever for 1912 Holley 4550 Carburetor	1912	35.95 each
4572	Fuel Inlet Elbow for 1912 Holley 4550, cast brass	1912	98.95 each
4578A	Choke lever arm for 1912 Holley 4550 Carburetor. cast brass piece. Does not include shaft.	1912	18.95 each

## HOLLEY G CARBURETORS

6200G	Holley Model G gasket set	1914-21	2.15 set
6201GBQ	Holley float, made from modern material that will not be effected by alcohol in fuels. Use your old hinge or one of the following hinges	1914-20	16.50 each
6201LGE	Cork float lever (hinge) early Holley G	1914-17	19.95 each
6201LGL	Cork float lever (hinge) late Holley G	1918-19	21.75 each
6201PG	Holley G float pin	1914-19	.40 each
6060	Holley G Low Speed Boss Screw. This brass plug screws into the carburetor body opposite where the fuel enters. Used on 1912 Holley H-1 and on 1914-1920 Holley G carburetors.	1912-20	5.95 each
6061	Holley G air venturi, aluminum	1914-19	24.95 each
4470ST	Holley G bowl nut, large diameter nut, holds bowl on, brass	1917-20	8.75 each
6048-9	Holley G Needle and seat. Original style. As the float rises this needle and seat shuts off the gas to the carburetor bowl.	1914-20	19.95 each
6212GJG	Holley G carburetor Modern 2 ball style valve that replaces the original needle and seat. Eliminates sticking.	1918-19	23.95 each
6076	Holley G choke spring	1914-19	1.00 each
6216-81A	Holley G drain valve body and valve, soldered on style	1916-20	14.95 each
6216	Holley drain valve only, fits all years	1912-27	6.95 each



# HOLLEY NH



# HOLLEY NH and VAPORIZER PARTS

## HOT AIR PIPE

4582A Hot air pipe, stamped steel, extends from manifold to the carburetor to preheat the air.  
(Will not work with 1927 vaporizer carburetors) 1919-24 12.95 each

## NH GASKETS

6200NH Holley NH gasket set. This new and improved. 7 piece, NH carburetor gasket set now included a neoprene gas feed line gasket (for a better seal than offered by original felt seal) as well as an optional bowl shim that helps you line up float properly. For use on all NH carbs. 1920-26 1.95 set

NOTE: THE FOLLOWING GASKETS ARE ALL INCLUDED IN THE HOLLEY NH GASKET SET, 6200NH. THEY FIT ALL NH CARBURETORS

6200B	Holley NH carburetor bowl shim. Flat fiber washer that is an optional shim used to help line up float. Is placed below neck of carburetor body casting.	.25	each
6203	Float chamber gasket	1920-26	.75 each
6204	Holley NH Carburetor spray nozzle gasket. Goes between spray nozzle (Part# 6214B) and carburetor body.	1920-1926	.20 each
6205	Holley NH Carburetor drain valve bowl gasket. Goes on the bottom of the carburetor bowl, between the bowl and drain valve (part# 6212-21 or bowl nut #6211)	1920-1926	.25 each
6219	Holley NH Carburetor float valve seat gasket. Goes between the needle and seat (part# 6212 or 6212GJNH) and the carburetor body.	1920-26	.25 each
4134	Carburetor to manifold gasket, not for use with vaporizer carbs.	1909-26	.35 each

## VAPORIZER GASKETS

NOTE: The Ford Vaporizer carburetors have the Ford script cast into the casting that holds the bowl. The Holley Vaporizer carburetors do not.

6200V	Vaporizer gasket set, HOLLEY, six piece set	1926-27	1.95 set
6200VFORD	Vaporizer gasket set, FORD, six piece set	1926-27	1.95 set
6200KV	Vaporizer gasket set. For Kingston Vaporizer only. 11 piece	1926-27	3.25 set

## DATA PLATES

6200DPE	NH data plate, with rivets	1919-22	4.85 each
6200DP	NH data plate, with rivets	1922-26	1.45 each
6250DATA	Vaporizer data plate, HOLLEY, brass, rivets to body of carb.	1926-27	3.95 each
6250DF	Vaporizer data plate, FORD, rivets to body of carburetor	1926-27	4.95 each
6200RIV	Carburetor data plate rivets, brass. Fits most but not all carburetors. These are 1/16" diameter X 3/16" long and have an oval head	1919-27	.50 pair

## FLOATS and PINS

6200B	Holley NH carburetor bowl shim. Flat fiber washer that is an optional shim used to help line up float. Is placed below neck of carburetor body casting.	.25	each
6201	NH and Vaporizer float with lever, new lighter design	1920-27	21.95 each
6201P	Carburetor float lever pin	1920-27	.30 each
6202	Carburetor float hinge and rivets. This hinge rivets to the body of the carburetor and the float is held onto this hinge with the 6201P float hinge pin.	1920-26	8.25 each
6202C	NH and Vaporizer carburetor float chamber, (bowl), Steel	1923-27	7.75 each
6203	Float chamber gasket	1920-26	.75 each

## THROTTLE and CHOKE LEVERS


6206A	NH Throttle lever, long arm	1919-25	18.95 each
6206C	NH Throttle lever, short arm	1926	18.95 each
6206B	NH Choke lever, long arm	1919-25	17.95 each
6206D	NH Choke lever, short arm	1926	16.65 each
6217	NH carburetor throttle lever arm stop screw	1911-26	.85 each





# CARBURETOR MANUAL

RM2 The Ford Carburetor, Repairing and Restoring, 48 pages, Many instructional photos and illustrations. Details changes in carburetors from year to year. Prepared and edited by the Model T Ford Club of America. 1909-27 12.00



RM2

## CLAMP NUT, and THROTTLE PLATE

6208	Adj. needle clamp nut, for use with 6213	1920-25	3.85	each
6208B	Adj. needle clamp nut, for use with 6213B	1925-26	4.50	each
6209	NH carburetor throttle plate	1920-26	2.65	each
6224	Plate clip for Holley or Kingston. This clip is used to mount both the throttle and choke plates into the carburetor.	1920-27	.85	each



6208



6208B



6209



6224



6212



6212GJNH

## FLOAT NEEDLE VALVE and SEAT

6212	NH and Vaporizer float needle valve and seat, 2 piece set. Viton tipped. Comes with correct gasket. As the float rises this needle and seat shuts of the gas to the carburetor bowl. This "plug and play" style with a viton rubber tip does not need to be lapped into place.	1920-27	16.95	set
6212GJNH	NH and Vaporizer. Modern 2 ball replacement for needle and seat part# 6212. Eliminates sticking. As the float rises these balls shuts of the gas to the carburetor bowl.	1920-27	22.75	each



6213



6213B SET

## SPRAY NEEDLE and SPRAY NOZZLE

6213	NH spray needle assembly.	1920-25	10.95	each
6213B-31	NH spray needle assembly without U-joint and sleeve.	1925-26	18.95	each
6213B	NH spray needle assembly, with U-joint and sleeve	1925-26	31.25	set
6214B	NH spray nozzle	1920-26	5.75	each
6204	Holley NH Carburetor spray nozzle gasket. Goes between spray nozzle (Part# 6214B) and carburetor body.	1920-26	.20	each
4131	Adj. rod sleeve for lower end of part #4129B. This sleeve attaches to the adjusting needle in the carburetor and includes the spider (U-joint part #4132)	1926-27	12.75	each
4132	Carburetor universal joint spider only	1926-27	1.25	each



6214B



6204



4131



4132

## AIR VENT PLUG, NH "Straight-Thru"

6215	Holley NH air vent plug. This is only used on "Straight-Thru" NH carburetors. These carburetors were originally used in 1920 prior to the bowl vent being moved under the carburetor data plate. However, many people prefer and the "Straight-Thru" NH so you may find it on any year Model T.	1909-27	5.95	each
------	---	---------	------	------

## DRAIN VALVE, and BOWL NUT (Plug)

6211	Holley NH bowl nut, brass. For side drain bowl	1920-23	12.95	each
6205	Holley NH Carburetor drain valve bowl gasket. Goes on the bottom of the carburetor bowl, between the bowl and drain valve (part# 6212-21 or bowl nut #6211)	1920-1926	.25	each
6216	Holley drain valve only, (plug) fits all years	1912-27	6.95	each
6216-51	NH side drain, valve body and valve, soldered on style	1920-23	14.95	each
6216-21	NH center drain, valve body and valve, screw in style	1923-26	13.25	each
6216-91	Vaporizer drain valve body and valve	1927	12.25	each



6215



6205



6211



6216-51



6216-21



6216-91

## CHOKE SPRINGS and PLATE

6218	Holley NH choke spring,	1920-26	1.00	each
6222	NH carburetor choke plate	1920-26	2.65	each
6224	Plate clip for Holley or Kingston. This clip is used to mount both the throttle and choke plates into the carburetor.	1920-27	.85	each
6258	Vaporizer choke spring, original style	1926-27	1.50	each



6218



6222


6224



6258

6258

## CONVERSION KIT



6299KIT

## CONVERT VAPORIZER to NH CARBURETOR

The Holley NH carburetor is less prone to problems than the vaporizer carburetor. It has a simpler design which makes it easier to adjust and maintain. For this reason many Model T drivers have decided to replace their vaporizer carbs with the NH.

This conversion kit is complete with everything you will need to replace the vaporizer. It includes a completely rebuilt NH carburetor, manifolds and all the parts needed to install the new carburetor. The included conversion linkage allows you to convert your vaporizer carburetor to the NH carburetor without punching a hole in your block to run the carburetor rod through.

Kit includes:

- Rebuilt Holley NH Carburetor, Excellent quality, tested and ready to go.
- New Exhaust Manifold
- Used Intake Manifold
- Conversion Linkage, with instructions
- Choke wire, from carburetor to sleeve on carburetor adjusting rod
- Steel Hot Air Pipe
- Manifold Gasket Set, "3 in 1" style, Copper clad gaskets with steel gland rings, with instructions
- Carburetor to Manifold Gasket
- Carburetor Mounting Bolt Set
- (Use this kit with your original carburetor adjusting rod-part# 4129B, rod sleeve-part# 4491 manifold clamps and manifold studs and nuts.)

**NOTE:** A rebuildable exchange core required or a \$85.00 refundable core charge will be added. Cores must be complete and must be the same make and model as the one purchased. Core charge will be refunded for cores received within 90 days.

6299KIT Complete Conversion Kit, Vaporizer to Holly NH Carburetor 1926-27 296.50 kit

## Conversion Linkage Kit Only

6299CL Vaporizer to NH Carburetor Linkage Kit. Conversion linkage, allows you to convert your 1927 vaporizer carburetor. To better running NH carburetor without punching a hole in your block to run the carburetor rod part 3535B 1926-27 45.95 kit



6299CL

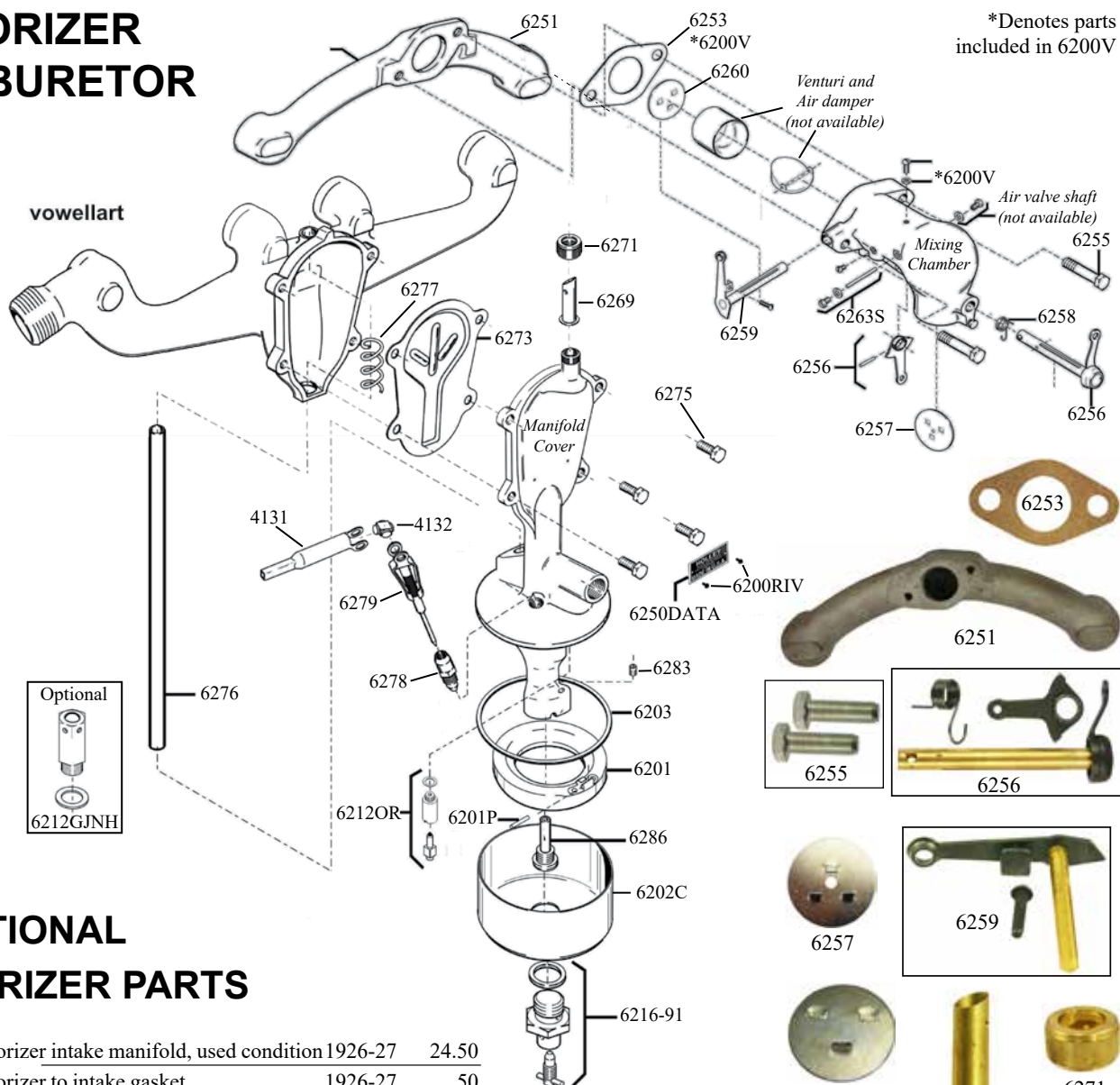
130

Order Phone 9-5:30 EST  
800-T-PARTS-1 (800-872-7871)

*Lang's*

Order Online  
[www.modeltford.com](http://www.modeltford.com)

# VAPORIZER CARBURETOR



\*Denotes parts included in 6200V

## ADDITIONAL VAPORIZER PARTS

6251	Vaporizer intake manifold, used condition 1926-27	24.50
6253	Vaporizer to intake gasket.	1926-27 .50
6255	Vaporize to intake manifold bolt set.	1926-27 .50
6256	Vaporizer choke lever assembly.	1926-27 13.95
6257	Vaporizer choke lever plate.	1926-27 1.85 each
6258	Vaporizer choke spring, original style	1926-27 1.50 each
6259	Vaporizer throttle lever and rod assembly.	1926-27 10.25 each
6260	Vaporizer throttle plate.	1926-27 2.75 each
6269	Vaporizer outlet tube, copper.	1926-27 7.50 each
6271	Vaporizer outlet tube nut, brass	1926-27 3.95 each
6273	Vaporizer heating plate	1926-27 2.45 each
6275	Vaporizer manifold cover mounting bolt set, holds the manifold cover through the vaporizer heating plate to the exhaust manifold. Set of 4 bolts	1926-27 .75 set
6276	Vaporizer primary air tube. This tube runs from the carburetor bowl, through the exhaust manifold, to intake manifold, stainless steel	1926-27 5.95 each
6277	Vaporizer heating plate support spring, copper	1926-27 1.95 each
6278	Vaporizer adjusting needle clamp nut	1926-27 2.95 each
6283	Vaporizer adjusting needle seat	1926-27 9.25 each
6286	Vaporizer spray nozzle	1926-27 5.75 each
6297	Steering rod throttle lever, bolt on style. For use on a non-vaporizer steering column to allow you to use a vaporizer carburetor	1926-27 23.95 each







6200REB




6200REBB



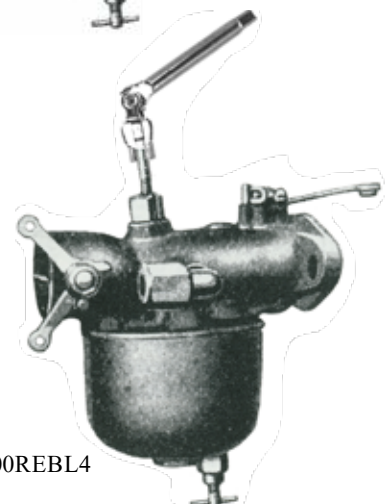
6200REBS



6200REBST



6200REBL4L



6200REBL4

## REBUILT CARBURETORS

### HOLLEY NH REBUILT

These are often considered the best running carburetors for Model T's. They were originally used from 1920-1926, but can be used on all year cars.

NOTE: A rebuildable exchange core required or a \$85.00 refundable core charge will be added. Cores must be complete and must be the same make and model as the one purchased. Core charge will be refunded for cores received within 90 days. We will pay \$25.00 for additional complete, rebuildable NH carburetor cores

6200REBS	Rebuilt Holley NH Carburetor, show quality, side drain	125.00
6200REB	Rebuilt Holley NH Carburetor, show quality, center drain	1920-25 125.00
6200REBB	Rebuilt Holley NH Carburetor, show quality, uses swivel style adjusting needle with sleeve for end of carburetor rod.	1925-26 125.00
6200REBST	"Straight-Thru" NH carburetors. These carburetors were originally used in 1920 prior to the bowl vent being moved under the carburetor data plate. However, many people prefer and the "Straight-Thru". You may find it on any year car. <b><u>NOTE: WE MUST HAVE YOUR CORE TO RE-BUILD</u></b>	1909-27 156.95

### KINGSTON L4 REBUILT

NOTE: A rebuildable exchange core required or a \$85.00 refundable core charge will be added. Cores must be complete and must be the same make and model as the one purchased. Core charge will be refunded for cores received within 90 days. We will pay \$25.00 for additional complete, rebuildable Kingston carburetor cores

6200REBL4	Rebuilt Kingston L4 Carburetor, show quality	1921-24 155.00
6200REBL4L	Rebuilt Kingston L4 late Carburetor, show quality, uses swivel style adjusting needle with sleeve for end of carburetor rod.	1925-26 155.00

# HEINZE COIL BOX, 1908-1913

Heinze coil box, For use with original style 1908-1913 coils only

**PLEASE NOTE:** These early coil boxes are built to order only, please allow 6 weeks for delivery. (These boxes are NOT for use with 1913-27 later style Ford or KW coils)



4600AS	Heinze coil box complete WITH SWITCH. This box is wired and ready to install. Comes complete with #4638 switch, key, cam style latches #4601, hardware, porcelains and wiring. Authentic stain and finish.	1909	1350.00	each
4600CS	Heinze coil box complete WITH SWITCH. This box is wired and ready to install. Comes complete with #4638A switch, key, cam style latches #4601, hardware, porcelains and wiring. Authentic stain and finish.	1910-13	1340.00	each
4600	Coil box with lid, no hardware or wiring, for use with original style coils only, unfinished. Excellent quality reproduction.	1908-13	575.00	each
4602	Heinze coil box lid ONLY, unfinished. Includes the following uninstalled parts; the correct screws that the cam latches hook onto and the coil retaining strips that mount inside the cover. May require small amount of fitting to individual boxes. Fits original style boxes only, including ours.	1908-13	128.75	each
4600LS	Heinze coil box complete WITH SWITCH. This box is wired and ready to install. Comes complete with #4638A switch, key, Corbin "Lunchbox" latches #4601C, hardware, porcelains and wiring. Finishes with authentic stain and finish.	Late 1912-13	1375.00	each
4600L	Heinze coil box with lid, no hardware or wiring, for use with original style coils only, unfinished. Excellent quality	Late 1912-13	550.00	each
4602L	Heinze oil box Lid ONLY, Fits original style boxes only. May require a small amount of fitting to your box. Unfinished.	Late 1912-13	141.60	each

**Heinze coil box, For use with later style 1914-1927 coils.**

5000H	Heinze wooden coil box, slanted top, correct size joints and slots, excellent quality, unfinished. This box is built to use the later 1914-27 style Ford coils only. The hardware is not included	1910-13	185.00	each
-------	---	---------	--------	------

## HEINZE COIL BOX LATCHES

5000LS	Heinze coil box latch set, duplicate of original cam style latch. Brass hooks, complete set for one coil box.	1906-12	72.95	set
5000LSS	Heinze coil box latch set, duplicate of original cam style with Steel hooks complete set for one coil box	1912-13	63.95	set
4601C	Corbin coil box latch set, Excellent reproduction. Brass plated steel as original. Includes rivets. This is a "lunch box" style latch. Complete set for one coil box.	Late 1912-13	54.95	set
5000LSRE	Heinze latch set for wood coil box, 14 piece brass, not original style but an inexpensive alternative	1909-13	12.95	set
4602SC	Heinze Coil box lid latch screws only. These are the screws that the cam style latch hooks onto. Slotted brass screws with the high round head as original, #10-3/8". (These are included in part# 4601C)	1907-1913	12.50	pair

## HEINZE COIL BOX MOUNTING BRACKETS

4607BR	Heinze coil box mounting brackets solid brass brackets with steel studs. Correct style and special 5/16" X 20 tpi thread. For use with part# 4607N nuts and washers (These were paint these black for late 1912 and 1913 boxes.)	1908-13	69.95	set
4607N	Nuts only for original style Heinze coil box mounting brackets, these are the hard to find original size nuts. Set of 4, (will not fit non-original style mounting brackets) 5/16" x 20 tpi. For use on brackets part# 4607BR	1908-13	37.50	set
4607S	Heinze coil box mounting bracket solid brass stud only, often missing from original boxes. This stud may complete your brackets. 4 studs per car, sold each. Duplicate of originals.	1908-13	15.95	each
5000MBH	Mounting brackets for wooden coil box, steel. Original style for 1912-13 Heinze wooden boxes	1912-13	57.75	set
5000MBRE	Mounting brackets for wood coil box, non-original style, steel	1909-13	14.95	set



## HEINZE CONTACT and TERMINAL PARTS

2023	Coil contact spring for inside bottom of Heinze and Kingston coil boxes, 4 required per box.	1908-13	8.50	each
4600P	Coil Box Porcelains, correct 1" unglazed porcelains for the Heinze box only. 10 per set (Kingston was glazed).	1906-13	25.00	set
4604-11	Heinze coil box contact/terminal bolt assemblies, consists of eight brass contacts that have been soldered to brass terminal bolts. Original thread. Exactly replaces original pieces. Set also includes two plain terminal bolts for the magneto post and battery connections. Studs are 2" long.	1911	99.25	set
4604-13	Heinze coil box contact/terminal bolt assemblies, consists of eight brass contacts that have been soldered to brass terminal bolts. Original thread. Exactly replaces original pieces. Set also includes two plain terminal bolts for the magneto post and battery connections. Studs are 2-1/4" long.	1912-13	109.95	set
4223	Heinze Coil box porcelain Retaining Nut set. Special brass, thick 7/16" hex nuts with a 10-32 thread. (Also used on Kingston 1909-13 and Jacobson-Brandow 1910-11.) Set of 10	1911-13	33.75	set
5005KN	Large brass knurled nuts for coil box, set of 15.	1909-13	13.50	set



## HEINZE SWITCH AND KEYS

4638	Heinze switch with key, switch with 4 exposed mounted screws, superior quality, face reads Mag-Off-Bat	1909	214.00	set
4639	Heinze switch key only, for above switch	1909	33.95	each
4638A	Heinze switch with key, exact duplicate of original, face reads Mag-Off-Bat.	1910-13	210.00	set
4639A	Heinze switch key only, round knob.	1910-13	33.95	each
4640L	Heinze label, found on inside of lid, serial number blank		4.25	each



## HEINZE COIL UNIT, Complete

4611-11	Heinze coil unit, COMPLETE NEW CONSTRUCTION! SHOW QUALITY! New wood case with correct box joints, alcohol ink stenciled letter on side of box as original, brass contacts, points, complete top plate, insulator. Show quality. Fits original coil boxes only.	1911	239.95	each
4611-12	Heinze coil unit, complete, all new, same as above but have 4 screws hold top to wood. Fits original coil boxes only.	1912	227.95	each
4611-13	Heinze coil unit, same as above coil unit, but this coil unit has the late style points.	1913	185.00	each




Heinze coil units

## HEINZE COIL TOP PLATE ASSEMBLY

Often coils have badly deteriorated or missing top plates. These exactly replace the originals. Complete with all pieces including insulators that go in base, fully assembled. (Points are not included).

4617-11	Heinze coil top plate assembly	1911	54.95	each
4617-12	Heinze coil top plate assembly. This is the style with an Straight ratchet spring.	1912	42.95	each
4617-12L	Heinze coil top plate assembly. This is the late 1912 style with an Angled ratchet spring.	1912	41.50	each
4617-13	Heinze coil top plate assembly.	1913	33.95	each
4609-11	Metal top coil insulator. Hard gray fiber, fits between the coil top and the metal vibrator base.	1911	9.20	each
4609-12	Metal top coil insulator. Hard gray fiber, fits between the coil top and the metal vibrator base. For use with coils that have a straight ratchet spring	1912	7.95	each
4609-13	Metal top coil insulator. Hard gray fiber, fits between the coil top and the metal vibrator base. For use with coils that have a angled ratchet spring	1913	7.95	each





## HEINZE COIL POINTS

N972	Coil points, for Model N Fords. Used on Model N Heinze coils. Duplicate of original except tungsten contacts.	1907-08	53.95	each
N972R	Rebuilt Model N coil points. If you supply the original top knob, We can install a new contact and include new vibrator for your coil . NOTE: WE MUST HAVE YOUR CORE FIRST TO REBUILD, Please allow approx. 4 weeks for rebuilding.		46.95	each
4608	Heinze coil point set, for Model S. These points are for coils with porcelain sleeves and a flat brass upper bridge. Exact duplicate of original with exception of the tungsten point (which was platinum originally). Show Quality. Pair for one coil.	1907-Early 1909	60.80	each
4616	Heinze coil point set, early style with copper plated magnet shield. Show Quality, for one coil	1911-12	49.95	each
4736	Heinze coil point set for 1 coil, one piece armature with no rivets.	1913	30.95	each
4606	Heinze coil point mounting kit, for coils that use oval spacer, includes oval spacer, nuts, washers, and screws. Spacer sized for reproduction points, if originals are used, spacers must be filed shorter to fit. Used during 1908 and 1910-12.	1910-12	6.95	kit
4605	Heinze coil point mounting kit, late style with 2 round double spacer that support upper brass point. Also includes nuts, washers, and screws. Spacer sized for reproduction points, if originals are used, spacers must be filed shorter to fit.	1913	6.95	kit
4603H	Heinze coil box terminal brass bolt (ratchet terminal post). Threads into metal top plate, holds Part# 4613.	1908-13	6.95	each
4608E	Heinze bridge nut. Exact duplicate of the original domed nut. Correct for all Heinze coils, 1906 through the brass T era.	1906-13	3.50	pair
4612	Heinze bridge stud assembly: correct thread. Includes new stud insulators.	1911-13	6.15	each
4313E	Heinze coil adjusting nut, early style, stamped "ADJUST HERE", LARGER ratchet than #4613. LARGE spurred brass nut. Same thread as original. Slot accepts original and reproduction point forks. 4 per car.	1906-11	28.00	each
4613	Heinze coil adjusting nut, Large knurled brass nut used to adjust point tension. Same thread as original. Slot accepts original and reproduction point forks. 4 per car. Original to 1911-13 but fits all years	1906-13	13.95	each



## JACOBSON-BRANDOW COIL & BOX

Please Note: These early coil boxes are built to order only, please allow 5 weeks for delivery.  
(These boxes are NOT for use with 1913-27 later style Ford or KW coils)

4250S	Jacobson-Brandow coil box complete WITH SWITCH. This box is wired and ready to install. Comes complete with #4252SW switch, key, latches, hardware, and wiring. Authentic stain and finish. (Will only fit the original style and our J&B coils # 4263. which are not included).	1910-11	1559.00	each
4250U	Jacobson-Brandow coil box, with lid. Wood box only, no hardware, unfinished.	1910-11	589.95	each
4255	Jacobson-Brandow coil box lid only, unfinished (latch screws are included but not installed)	1910-11	139.95	each
4261	Jacobson-Brandow coil box. 1911 style (will only fit the original style J&B coil units which are not included). Unfinished wood, comes with wire and internal buss bar for primary pickup and special switch contacts installed in the wood. No switch or other hardware is included.	1911	595g.00	each
4262	Jacobson-Brandow lid only for coil box, Unfinished	1911	149.95	each
5000JB	Jacobson-Brandow wooden coil box, slanted bottom, correct size joints and slots, excellent quality, unfinished. Made to use with later 1914-27 style coils only, (switch and hardware not included).	1910-11	195.95	each
4252SW	Jacobson-Brandow ignition switch with key, Ford Script.	1910-11	325.00	each
4252KEY	Jacobson-Brandow switch key, Black knob with brass stem	1910-11	36.95	each



JACOBSON-BRANDOW



5000JB

4267	Jacobson-Brandow switch key. 1/4" diameter with full length key gib on side of shaft. Correct pointed oval head.	1911	37.95	each
5000LS	Jacobson-Brandow coil box latch set, duplicate of original cam style latch. Brass hooks, complete set for one coil box.	1906-13	72.95	set
4254B	Jacobson-Brandow coil box to firewall mounting brackets. Unpolished cast brass brackets with steel studs, does not include stud nuts which are 4254BN.	1910-11	148.95	pair
4254BN	Jacobson-Brandow nut set, for mounting coil box to firewall. Set includes four solid brass washer faced nuts. For use with 4254B. Set of 4.	1910-11	27.95	set
4223	Jacobson-Brandow Coil box porcelain Retaining Nut set. Special brass, thick 7/16" hex nuts with a 10-32 thread. Set of 10	1909-13	33.75	set
4254TS	Jacobson-Brandow terminal/contact assembly set. Unique to J-B coil boxes. Complete set for one box, includes brass screws for wires, bronze contacts for coils.	1910-11	78.95	set
4256	Jacobson-Brandow coil unit, complete. Exact reproduction. For original an our style wood coil box only. Show quality. Tested, calibrated and ready to install.	1910-11	375.00	each
4263	Jacobson-Brandow coil unit, complete. This style was only used in the summer of 1911. Exact reproduction. For original style and our wood coil boxes only. Show quality. Tested, calibrated and ready to install.	1911	500.00	each
4252S-10	Jacobson-Brandow coil points, for 1910 coils. All new upper and lower bridges with tungsten points. Buffed and polished to show quality.	1910	56.95	each
4252S-11	Jacobson-Brandow coil points, for 1911 coils. All new upper and lower bridges with tungsten points. Buffed and polished to show quality.	1911	43.95	each
4264-5	Jacobson-Brandow coil points. These are the 6 piece assembly coil points that were only used in the summer of 1911. 1 assembly does one coil.	1911	109.95	each

**NOTE: All the parts for Jacobson-Brandow coils are available individually. Inquire for pricing.**

## KINGSTON COIL BOX - 1909-13

Please Note: These early coil boxes are built to order only, please allow 5 weeks for delivery. (These boxes are NOT for use with 1913-27 later style Ford or KW coils)

4200-09S	Kingston Coil Box WITH BRASS SWITCH, lid and name plate. Complete and ready to install. Authentic stain and finish, fully wired, correct porcelains and original style brass angled brackets. For use with original size 1909-10 coils only (coils #4215 are not included).	1909-10	1350.00	each
4200-12S	Kingston Coil Box WITH BLACK SWITCH, lid and name plate. Complete and ready to install. Authentic stain and finish, fully wired, correct porcelains and original style brass angled brackets. For use with original size 1911-12 coils only, (coils #4238 are not included).	1911-12	1250.00	each
4200	Kingston coil box with lid, correct joints and dimensions. For use with original size 1909-10 or 1911-12 coils only. Wood box only, includes NO hardware or wires. Not pre-drilled for brackets so you can fit to your year brackets.	1909-12	619.95	each
4230	Kingston Coil box lid, unfinished. May require fitting to box	190-12	132.95	each
5000K	Kingston wooden coil box, flat top, correct size joints and slots, excellent quality, unfinished. Made to use with later 1914-27 style Ford coils only, hardware not included	1909-13	195.95	each
4200L1	Label for Kingston coil box lid. Reproduction of original instruction label that was varnished into the coil box lid.	1909-10	2.50	each
4200L	Kingston coil box lid label. Reproduction of original instruction label that was varnished into the coil box lid	1911-12	2.50	each

## KINGSTON BOX SWITCH - 1909-1913

4704	Kingston coil box switch with key, all brass cover.	1909-10	268.95	set
4705	Kingston coil box switch with key.	1911-12	268.95	set
4704K	Kingston switch key only.	1909-10	29.95	each
4705K	Kingston switch key only.	1911-13	32.00	each



# KINGSTON COIL UNITS and Parts 1909-12

4232

4238

4236-7

4205

4215

4201

4201-3

4202

4203

4235N

4661

4239

4234-5

4719

4667

5000MBKS

5000MBKI

## KINGSTON COIL BOX HARDWARE 1909-1913

5000LSK

5000MBK

5000KP

4217

4212N

4227

4225TS

2023

137



5005E	Coil box porcelain, Kingston coils, glazed, each. 1-1/4" long.	1909-13	2.25	each
5005ES	Coil box porcelain, Kingston coils, glazed, set.	1909-13	19.95	set
5005KN	Large brass knurled nuts for coil box, set of 15.	1909-13	13.50	set
4223	Porcelain retaining nut set of 10. Special brass thick hex nuts.	1909-13	33..75	set
5000MBRE	Mounting brackets for wood coil box, non-original style.	1909-13	14.95	set

## K-W COIL, BOX and SWITCH - 1912-17

**PLEASE NOTE:** The Original 1912-13 K-W Coil Boxes use a unique size wooden coil unit that measures 5-3/4" tall x 2-9/16" x 2-5/16. (These boxes are NOT for use with 1913-27 later style Ford or KW coils which measure 5" tall x 3-1/2" x 2-1/8")

**PLEASE NOTE:** These early coil boxes are built to order only, please allow 5 weeks for delivery.

4676S	K-W coil box with lid. This is an EXACT reproduction of the late 1912-1913 coil box. It is wired and ready to install. Comes complete WITH SWITCH # 4678KW, key, brass clip latches, hardware, porcelains and wiring. Authentic stain and finish. This is for use only with the original size K-W Coils, our part# 4681, that measure 5-3/4" tall x 2-9/16" x 2-5/16. (This boxes are NOT for use with 1913-27 later style Ford or KW coils which measure 5" tall x 3-1/2" x 2-1/8")	1912-13	1295.00	each
4676	K-W coil box with lid, EXACT reproduction, correct latches included. Wood box only, no hardware, unfinished.	1912-13	649.95	each
4677	K-W coil box lid only, unfinished wood. May require slight fitting to individual boxes. Lid latch pieces included.	1912-13	159.95	each
4676L	KW Latch set for wooden coil box, exact reproduction of an original latch set. Includes 12 mounting screws.	1912-13	110.00	set
4676T	KW Terminal bolt set for coil box, includes the special square shoulder brass bolts, 2-5/16" long and bronze contacts.	1912-13	110.00	set
4678KW	K-W. coil box switch with key.	1913	235.00	set
4678	K-W switch plate only, brass	1913	15.50	each
4678KEY	K-W switch key only.	1913	29.95	each
5008AB	Metal top coil Point Base. The lower point piece attaches to this part, all screws are included. Used on metal topped coils, including the 1912-1913 KW large size unit.	1913-18	38.95	each
679	Lower coil point (Vibrator) mounting screws. These are the special size small screws that secure the lower point (vibrator) to its base, part# 5008AB. 1 pair per coil.	1912-17	4.55	pair




## FORD COIL BOX and LID - 1914-1925

4726	Coil box with cover, This is a steel box and cover. The latches that are included are used to hold the cover on and are brass plated steel. Excellent quality parts, exact duplicates of original, a must for show cars (NOTE: the switch and guts are not included)	1913-14	299.95	each
4726COV	Coil box lid only, steel. one piece design with rounded corners for flat top style coil box.	1913-14	179.95	each
4727B	Coil box lid, one piece, stamped steel, one piece design with rounded corners. For slant top style coil box.	1915-17	122.95	each
4600BLS	Coil box latch set, brass plated steel, exact duplicate of original, a must for show cars, has original logo. Complete set for one steel coil box.	1913-17	89.95	set
4600NLS	Coil box latch set, nickel plated steel, exact duplicate of original, a must for show cars, has original logo. Complete set for one steel coil box NOTE: Bottom half of latch can be used on later coil boxes, the top half is built into the cover of the box.	1917-25	84.00	set
5004	Coil box cover, for slant top style coil box, Ford script. 3 piece design with welded seams.	1917-25	30.95	each



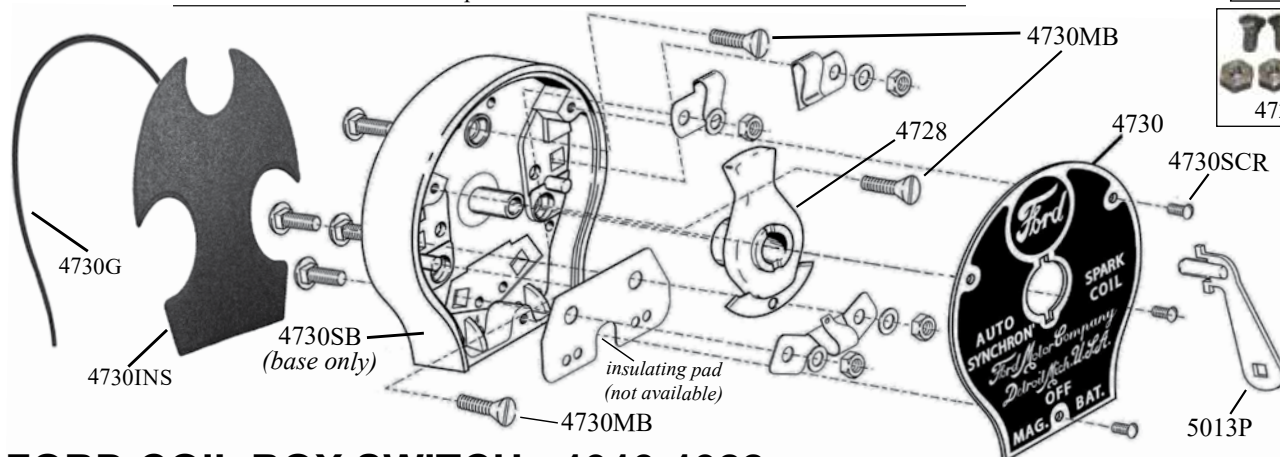
## COIL BOX COVER and GASKET - 1926-27

5004B	Coil box cover, with latch clips	1926-27	24.95	each
5004C	Coil box cover gasket	1926-27	2.25	each



## FORD COIL BOX MOUNTING HARDWARE

- 4725HS Ford metal coil box hardware kit with brass clip latches. Complete correct hardware set for rebuilding your metal box. Includes correct terminal bolts with contacts, brass hex nuts and thumb nuts, fiber washers and brass clip latches. 1914-16 135.00 set
- 4725XB Metal Coil box mounting bolt and nut set for 1915-1921 cars with wood firewalls. Correct shape bolt heads and thick nuts 1915-21 6.75 set
- 4725XC Metal Coil box mounting bolt and nut set for 1922-1923 cars with wood firewalls. Correct shape bolt heads and thick nuts 1922-23 6.75 set
- 4725XD Metal Coil box mounting bolt and nut set for 1924-1925 cars and 1924-1927 TT Trucks with metal firewalls. Correct shape bolt heads and thick nuts 1924-25 6.95 set



## FORD COIL BOX SWITCH - 1913-1922

- 4730S Ford coil box switch complete with best quality switch parts, base and brass switch face plate. The is correct bakelite plastic switch used in 1913-15, however it can be used to replace the later 1916-1922 metal capped switch if it is missing. 1913-22 273.95 set
- 4730MBL Ford ignition switch mounting bolt and nut set Holds switch base to metal box. For switches with stamped steel cap over the switch components. 1916-22 2.40 each
- 4730MB Ford ignition switch mounting bolt and nut set Holds switch base to metal box. For switches with flat brass face plate. 1913-22 2.50 each



## SWITCH PARTS and GASKETS

### SWITCH INNER CONTACT LEVER

- 4728 Switch Inner Contact Lever, for Ford Switch. This ignition switch inner contact lever turns when the switch key is rotated. It is one used in the Ford style switches. (These switches use cover plate part# 4730). 1913-22 48.95 each



### SWITCH GASKETS

- 4730INS **NEW** Insulating Gasket for Ford coil box switch. For use on metal coil boxes with the switch mounted on the front. Fits between the switch and the metal coil box. 1913-22 1.15 each
- 4730G **NEW** Waterproof cord gasket. Mounts in groove along back sides of Ford metal coil box switches that have a flat face plate (part# 4730). 1913-22 1.50 each



### SWITCH BASE ONLY

- 4730SB Ford coil box switch base only, replace your broken switch base with a new Bakelite plastic housing, uses your original contacts and switch hardware 1913-16 87.95 each

### SWITCH FACE PLATE

- 4730 Ford switch face plate only for coil box. 1913-15, however it can be used to replace the later 1916-1922 metal switch plate if it is missing. 1913-22 12.95 each
- 4728BRS Brass screws for Ford switch face plate. Mount metal face plate to the front of the ignition switch. Set of 3. 1913-15 .95 set
- 4728SCR Steel screws for Ford switch face plate. Mount metal face plate to the front of the ignition switch. Set of 3. 1916-22 .25 set



# COIL BOX REBUILDING KIT, 1915-1925

This excellent coil box rebuilding kit uses high quality hardwood pieces. Because they are made of solid hardwood instead of cheaper plywood it uses no glue and has less problems when wet. 85 piece set.

Includes:

- Wood set, hardwood, two piece with all the correct grooves and holes pre-drilled
- Contact set, made to exact Ford drawing out of original bronze. Provides excellent spring action to maintain contact better than the old copper repro sets.
- Porcelains, 10 piece set
- Rivet set, mounts the bottom bronze contact, stainless steel pop rivets
- Terminal bolt set, 10 piece. Special carriage bolts that hold contact pieces and wires to the back of the coil box. Copper plated steel as original.
- Terminal insulating washer set, 20 piece (2 steel nuts per bolt as original)
- Terminal jam nut set, 20 piece (2 steel nuts per bolt as original)
- Coil box wood mounting screws. Set of 7 screws used to mount the coil box wood kits to the metal coil box and the back wood to the bottom wood
- Correct style black, cloth covered, solid wire for coil box. Used to connect the coil contact strip and input terminal bolts

NOTE: 1922-1925 coil boxes also use a metal support strap which prevents coil box from bowing outward. If yours is missing order part# 5002STP.

(Does not include the ignition switch, metal box, latches, cover or mounting bolts.

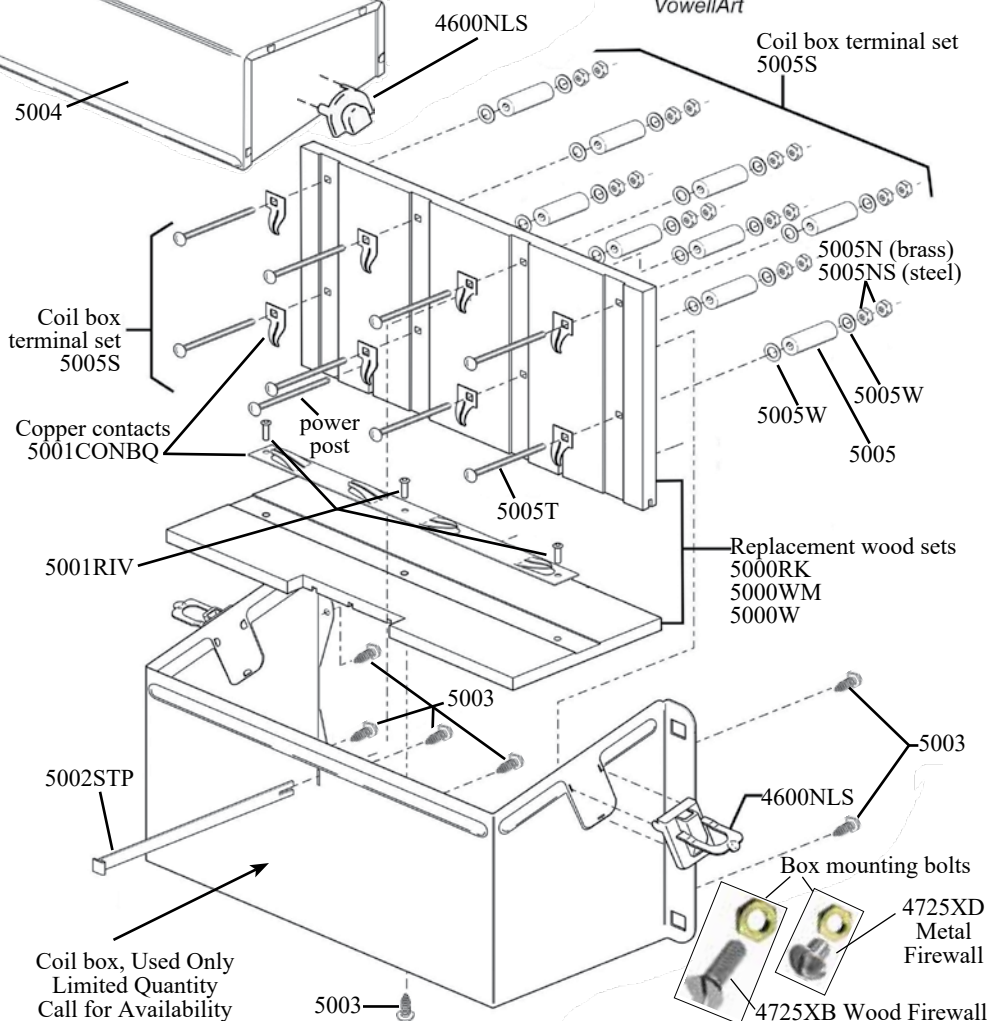
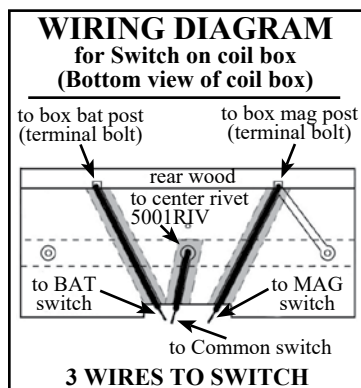
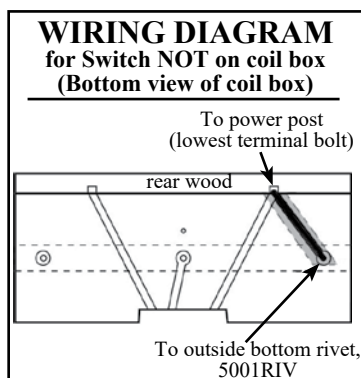
5000RK Coil box rebuilding kit, hardwood 1915-25 87.95 set



5000RK

## Coil Box Assembly 1919-1925

VowellArt





# COIL BOX REBUILDING KIT, 1926-1927

This excellent coil box rebuilding kit uses high quality hardwood pieces. Because they are made of solid hardwood instead of cheaper plywood it uses no glue and has less problems when wet.

Includes:

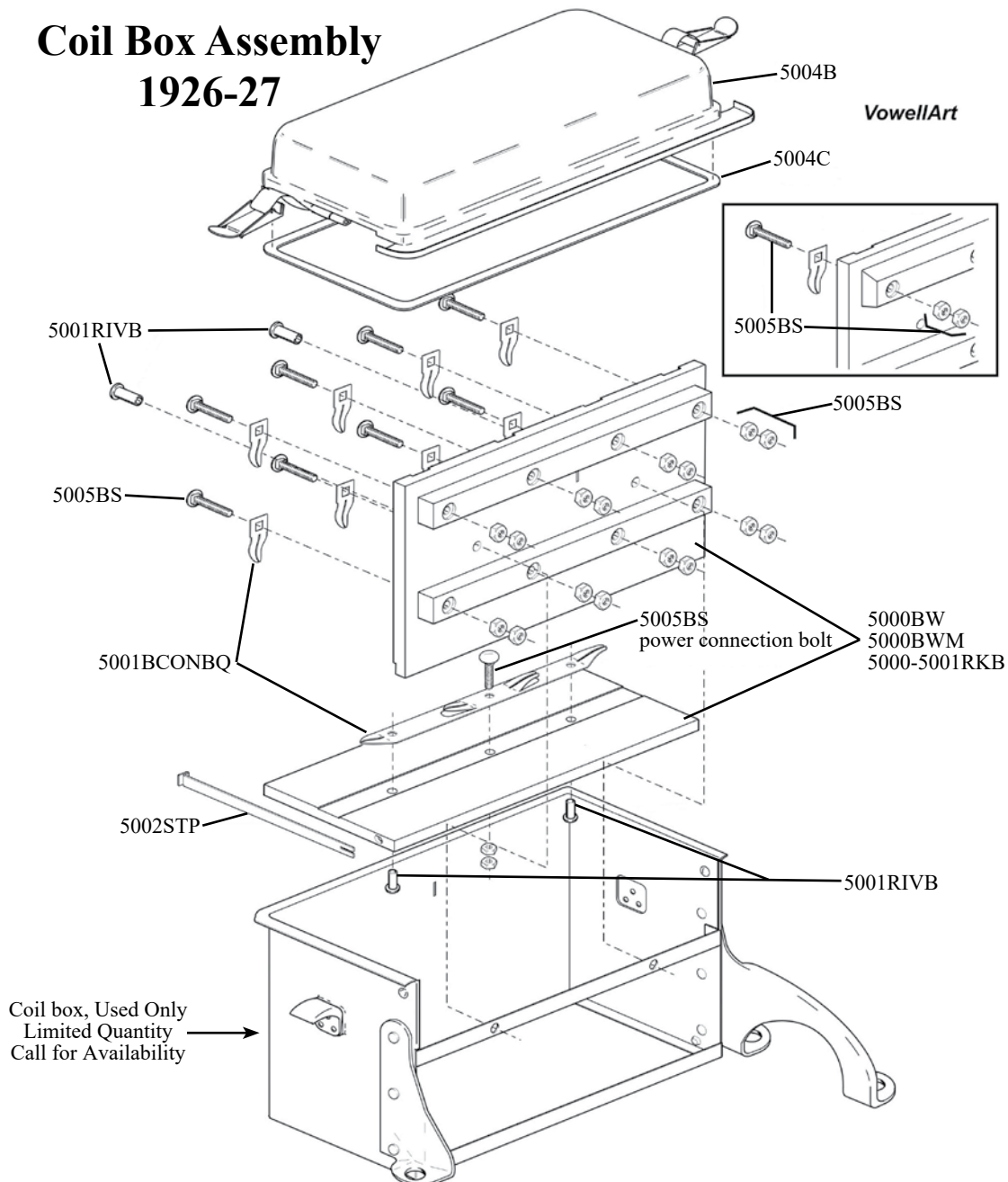
- Wood set, hardwood, two piece with all the correct grooves and holes pre-drilled
- Coil box cover gasket, sponge-rubber for a tight seal
- Metal support strap, extends from to back of coil box
- Contact set, made to exact Ford drawing out of original bronze. Provides excellent spring action to maintain contact better than the old copper repro sets.
- Rivet set, mounts the bottom bronze contact to the bottom wood and also the back wood to the metal back cross brace. Stainless steel pop rivets
- Terminal bolt set, 10 piece. Special small carriage bolts that hold contact pieces and wires to the back of the coil box. Copper plated steel as original.
- Terminal jam nut set, 20 piece (2 steel nuts per bolt as original)



5001RKB

5000RKB Coil box rebuilding kit, Hardwood 1926-27 82.95 kit

## Coil Box Assembly 1926-27



## COIL BOX WOOD, Waterproof!

**Excellent quality.** "Re-Wood" your 1913-27 metal coil boxes with a tough new waterproof material. Puts an end to misfiring caused by dampness or old, loose wood. No lost show points, invisible when lid closed. Contains back and bottom, installation fasteners, wire, rivets, instructions and wiring diagram. Made exactly to Ford specifications. Has proper center brace slot for part #5002STP. **Note:** Does not include bronze contact set, terminal bolts and nuts, insulating washers, and porcelains.

5000-5001RK	Coil box wood replacement kit, WATERPROOF	1913-25	66.95	set
5000-5001RKB	Coil box wood replacement kit, WATERPROOF	1926-27	66.95	set



## COIL BOX WOOD, Hardwood

5000WM	Coil box replacement wood set, solid hard wood, no glue, less problems than plywood when wet.	1913-25	32.25	set
5000BWM	Coil box wood set, hard wood as above.	1926-27	35.95	set



## COIL BOX WOOD, Plywood

5000W	Coil box replacement wood set, original style.	1913-25	21.95	set
5000BW	Coil box replacement wood set, original style.	1926-27	27.95	set

## COIL BOX WOOD MOUNTING SCREWS

5003	Coil box wood mounting screws, set of 7. Used to mount the coil box wood kits to the metal coil box and the back wood to the bottom wood.	1913-27	.95	set
------	---	---------	-----	-----

5003  
1913-25  
BOTTOM

## FORD METAL COIL BOX HARDWARE and WIRE

5001CONBQ	Coil box contact set, Original Quality. Made to original Ford specifications. Will not fatigue over time and loose their springiness giving your coils very good contact. Phosphorus bronze. (NOTE: The cheaper, lesser quality contacts available on the market do not have this ability and will allow the coils to lose contact as you travel down the road. These cheaper contacts also do not have the necessary square holes that allow use of the proper terminal bolts.)	1913-25	35.75	set
-----------	--	---------	-------	-----

5001BCONBQ	Coil box contact set, Original Quality. Made to original Ford specifications. Will not fatigue over time and loose their springiness giving your coils very good contact. Phosphorus bronze. (NOTE: The cheaper, lesser quality contacts available on the market do not have this ability and will allow the coils to lose contact as you travel down the road. These cheaper contacts also do not have the necessary square holes that allow use of the proper terminal bolts.)	1926-27	34.95	set
------------	--	---------	-------	-----

5001RIV	Mounting rivets for bronze contact strip, set of 3. Mounts the long bronze contact to the bottom of the coil box. Stainless steel rivets (open end rivets) and brass washers. excellent corrosion resistance. (Use with 5001CONBQ.)	1914-25	1.40	set
---------	---	---------	------	-----

5001RIVB	Mounting rivets for bronze contact strip and coil box wood, set of 4. Mount the long bronze contact to the bottom wood and also the back wood to the back metal strip. Stainless steel pop rivets (open end rivets) and brass washers. excellent corrosion resistance. (Use with 5001BCONBQ.)	1926-27	2.45	set
----------	---	---------	------	-----

4733	Coil box wire. For Coil boxes with the ignition switch on the front of the coil box. Correct style black, cloth covered, solid wire. Used to connect the ignition switch to the coil contact strip and input terminal bolts. Runs from the battery and mag input terminal bolts (two lowest terminal bolts on the back of the coil box), along the grooves on the bottom of the wood, to the switch on the front of the coil box. Also runs from the ignition switch, along the groove on the bottom of the wood, to the center rivet of the bottom contact switch.	1913-22	3.75	each
------	---	---------	------	------

4733B	Coil box wire, For Coil boxes with the ignition switch mounted on the dash. Correct style black, cloth covered solid wire. Runs from lowest 9th terminal bolt, along the bottom groove on the bottom of the wood to the outside rivet on the contact strip.	1919-25	1.25	each
-------	---	---------	------	------


5002STP	Metal support strap, prevents coil box from bowing outward. Mounts inside coil box, attaches back wood and front metal	1922-27	3.25	each
---------	--	---------	------	------



5001CONBQ  
1913-1925



5001BCONBQ  
1926-1927



5001RIV

5001RIVB



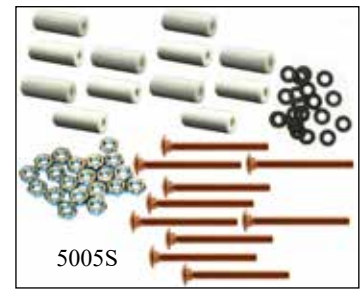
4733  
4733B



5002STP

## COIL BOX PORCELAINS and TERMINAL BOLTS

5005S	Coil box terminal set, complete set of bolts, nuts, porcelain tubes, and insulating washers	1915-25	19.95	set
5005BS	Coil box terminal bolt set, 20 piece	1926-27	3.95	set
5005	Coil box porcelain, 1-1/4 long, non-glazed	1914-25	.95	each
5005-10	Coil box porcelain, set of 10	1914-25	9.25	set
5005TA	Coil box terminal bolt set of 10, for early Ford metal coil box, original style and size brass carriage bolt, 2-5/16" long. They solder easily to terminals and won't rust	1913-15	32.95	set
5005T	Coil box terminal bolt, 2-1/8"	1914-25	.50	each
5005W	Coil box insulating washer set	1914-25	2.75	set
4725TN	Coil box terminal thumb nut set of 10, 10-32 brass, round, knurled nut	1915-18	42.50	set
5005N	Coil box terminal nut, brass	1916-25	.10	each
5005NS	Coil box terminal nut, steel	1916-25	.30	each




## HAND CRANK COIL TESTER

500HCT	Hand Crank Coil Tester. Kit to make your own Ford service Hand Crank Coil Tester. Everything needed except for flywheel, magnets, and mag ring. Includes high quality castings, gauges, wiring and instructions. This machine is an excellent way to test Model T coils.	1913-27	959.00	kit
--------	--	---------	--------	-----



## COIL TESTERS and TOOLS

500STRO	Strobo-Spark, modern coil tester. The only tester that is actually superior to a hand cranked magneto tester because it operates the coil at a real world engine speed with appropriate voltage applied. It features direct meter reading of the coil internal capacitor and a reading of coil current in Amps for precise adjustment. Strobe output indicates "double spark" or other erratic coil problems.	1913-27	355.25	each
500TEST	Coil and Spark plug tester for Model T, Battery powered, excellent quality, USA made, easy to use, comes with instructions	1913-27	135.00	each
500CB	Coil beeper to test windings. A neat little tool you can take to flea markets. It checks to see if the windings are good in a coil unit.	1909-27	26.75	each
5008CST	Coil point cushion adjusting tool. Special size tool, one end is for adjusting original coil points and the other is for the reproduction coil points	1913-27	10.50	each
5008AH	Model T coil adjusting hammer, brass head to lessen damage to points, steel handle, beveled face to lessen crowning, beveled head to slip under point.	1913-27	37.50	each



## TRUE FIRE IGNITION SYSTEM

New fully electronic, multi spark, ignition system. Replaces your 4 coils and timer roller. Slides into your original coil box and is hidden from view. Rotor and sensor module is hidden inside of original timer case. Unit has a simulated buzzing sound. Doesn't require any maintenance and has one moving component that triggers the main module. Easily installed in minutes, just remove your old coils and swap them with our single unit coil module. Remove your timer and roller then install our rotor and sensor module inside your timer housing.

5007TF	True Fire Ignition System, Designed to fit into original steel coil boxes. For both six and twelve volt systems	1913-27	442.95	kit
5007TFH	Heinze True Fire Ignition System, Designed to fits into an original Heinze coil box. For 6 or 12 volt systems	1909-12	469.95	kit





## K-W WOODEN COILS, 1912-1913

4681 KW coil unit, complete. Exact reproduction of the unique late 1912-13 K-W coil unit. Show quality. For use with original 1912-13 wooden coil boxes. Tested, calibrated and ready to install. Warranty 1912-13 359.95 each

## REBUILT COIL UNITS, Complete METAL TOP, WOODEN COIL UNITS, 1913-17

### CORE CHARGE FOR METAL TOP COILS Part# 4732 and 5007RBR

A rebuildable exchange core required or a 50.00 refundable core charge will be added. Core charge will be refunded for cores received within 90 days. (We will pay 15.00 for extra rebuildable metal top coils). Coil Cores must have complete top hardware that is not rusted to the point where they can not be removed with normal tools.. The wood can be marred but must be refinishable with no major chips, cracks or damaged dovetail joints. The three round metal coil box contacts must be intact and not damaged. Coils that have been bead or sandblasted are not acceptable. The primary and secondary windings must be intact. This can be checked with a tool such as 500CB or we will check it when we receive it. Coils that do not meet these requirements will not receive the refundable core credit.

4732 Brass or Copper Top Coil Unit, Show Quality. An original coil that is rebuilt with an ALL NEW HARDWOOD CASE that is made from the original specifications. New hardware, points and capacitor are added and it is precisely adjusted and pre-tested. (The original primary and secondary windings are reused.) 4 per car. Note: the core requirement listed above. 1913-17 95.95 each

5007RBR Brass top coil unit. Original core rebuilt with new points, condenser, etc. The wood is then rebuilt and varnished. Rebuilt coils are pre-tested on a Ford Hand Crank Coil Tester before shipping and are ready to install and use. 4 per car. Note: the core requirement listed above. 1913-17 73.95 each



5007RBR



4732

## WOOD TOP, WOODEN COIL UNITS , 1917-27

### CORE CHARGE FOR WOOD TOP COILS, Part# 5007BQ and 5007R

A rebuildable exchange core required or a 35.00 refundable core charge will be added. Core charge will be refunded for cores received within 90 days. (We will pay 10.00 for extra rebuildable coils). Coil Cores must have complete top hardware that is not rusted to the point where they can not be removed with normal tools.. The wood can be marred but must be refinishable with no major chips, cracks or damaged dovetail joints. The three round metal coil box contacts must be intact and not damaged. The primary and secondary windings must be intact. This can be checked with a tool such as 500CB or we will check it when we receive it. Coils that do not meet these requirements will not receive the refundable core credit. Some reproduction coils are not rebuildable.



5007BQ

### Lang's Tech Tip: Rebuilt Model T Ignition Coils.

Ron Patterson, "The Coilman" suggests that to get the best performance from your Model T Ford you should consider buying a complete set of four rebuilt ignition coils that have all been properly tested and adjusted to factory specifications. Doing so will allow your Model T Ford engine to operate correctly on the magneto, eliminate inter-cylinder timing differences and intermittent missing which are the main causes of poor engine performance.




5007R

5007BQ Wood Top Coil Unit, Show Quality. An original coil that is rebuilt with an ALL NEW HARDWOOD CASE that is made from the original specifications. New hardware, points and capacitor are added and it is precisely adjusted and pre-tested. (The original primary and secondary windings are reused.) 4 per car. Note: the core requirement listed above. 1917-27 84.95 each

5007R Wood Top Coil Unit. Original core rebuilt with new points, condenser, etc. The wood is then rebuilt and varnished. Rebuilt coils are pre-tested on a Ford Hand Crank Coil Tester before shipping and are ready to install and use. 4 per car. Note: the core requirement listed above. 1917-27 57.95 each

500CB Coil beeper to test windings. A neat little tool you can take to flea markets. It checks to see if the windings are good in a coil unit. 1909-27 26.75 each




500CB

# PARTS for FORD and K-W WOODEN COILS

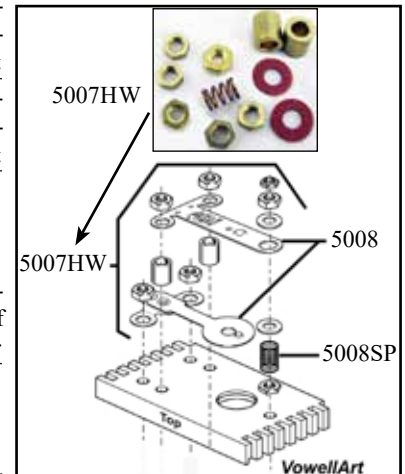
## COIL POINTS

4682-3	K-W Coil points. Exact Reproduction of the points for the unique larger wooden KW coil units. These require an original style point base Part# 5008AB. The points have no "1914" patent date on them. Includes points for one coil.	1912-13	37.95	each
5008	Coil points, brand K-W	1914-27	9.55	each



## COIL TOP HARDWARE KITS

5007HW	Coil top hardware kit, includes all the hardware needed to mount points for one wood top coil. (DOES NOT INCLUE 5008 COIL POINTS)	1914-27	5.95	set
5008INXE	Metal coil top rebuilding kit, has no patent date on points, for Ford or K-W coils. Includes the points, insulators and all the hardware needed to properly rebuild one metal top coil. (Does not include the brass top cover)	1913-15	72.80	kit
5008INX	Metal coil top rebuilding kit, with "PAT 1914" on points, for Ford or K-W coils. Includes the points, insulators and all the hardware needed to properly rebuild one metal top coil. (Does not include the brass top cover)	1915-18	43.95	kit



## SHIMS, To Align Points

5007S	Shims for coil spacers, Raise spacers that have been sunken due to the wood compressing around the studs. Properly aligns points. 2 pair may be required if the bottom of the spacers are more than 3/32" below the top of the coil	1914-27	.95	pair
-------	---	---------	-----	------

## COIL TOP HARDWARE

5008IN	Ford/K-W [Metal Topped] coil hardware insulator kit for one coil. Included 4 round stud insulators and 2 large flat pieces that install under the points.	1913-18	6.80	kit
5008AB	Metal top coil Point Base. The lower point piece attaches to this part, all screws are included. Used on metal topped coils, including the 1912-1913 KW large size unit.	1913-18	38.95	each
674TN	KW coil bridge adjusting thumb nut 8-32 thread solid brass with knurled edge. Duplicate of original. 4 per car	1912-13	6.95	set
674TNA	Ford & KW coil bridge adjusting thumb nut, 10-32 thread, solid brass with knurled edge. Duplicate of original. 4 per car	1913-17	3.95	each
679	Vibrator screws, 1 pair per coil. These are the special size small screws that secure the vibrator to its base.	1913-18	4.55	pair
5008ESP	Brass bridge springs, exact duplicate of original, made a little taller for the early metal-topped K-W coils	1914-17	4.95	each
5008SP	Upper bridge spring new, duplicate of original for K-W coils	1917-27	1.90	each



## COIL WINDINGS

5007PR	Coil Primary Winding. This is for rebuilding your old cores.	1909-27	12.50	each
5007SEC	Coil Secondary Winding. This is for rebuilding your old cores.	1909-27	44.85	each



## COIL CAPACITORS

5009B	Coil unit capacitors, set of 4. Higher rating: 1700V/uSec	High dV/ dT	1914-27	7.95	each
-------	---	----------------	---------	------	------

Used and NOS Parts  
Call for Availability

*Lang's*

Technical Support  
978-939-5500

145

## KEYS



4639	Heinze switch key only, for brass switch	1909	33.95	each
4639A	Heinze switch key only, round knob	1910-13	33.95	each
4704K	Kingston switch key only.	1909-10	29.95	each
4705K	Kingston switch key only	1911-13	32.00	each
4252KEY	Jacobson-Brandow switch key, Black black with brass stem	1910-11	39.95	each
4267	Jacobson-Brandow switch key. 1/4" diameter with full length key gib on side of shaft. Correct pointed oval head.	1911	37.95	each
4678KEY	K-W switch key only	1912-13	29.95	each
5013QBL	This key is made of steel which is what the originals were made from. Fits switch on Ford coil box, correctly made with round center, Excellent quality reproduction, duplicate of original key	1913-22	20.75	each
5013P	Key, switch plug pin type, steel	1913-22	5.50	each
5013	Key, for switches on coil box, flat style	1913-22	5.95	each
5013B	Key, for later switches. (#5012 and 5012B) Please state number (#51-74) when ordering. The number is stamped on the key and on the tumbler face.	1919-27	8.50	each
5013-MSTR	Master Key Set. Exact reproduction of the Master Key Set used by Ford dealers. Consists of four flat keys riveted together with the key numbers stamped in an arc on the face of the keys. Numbers are from 51 to 74. They will fit any Ford ignition switch from 1919 through 1927	1919-27	37.95	set



## IGNITION SWITCH REPAIR KITS

Ignition switch repair kits. Check your switch before ordering to make sure you order the correct style of switch. Are your switch guts held in by pins or bent over clips. (See picture for detail)

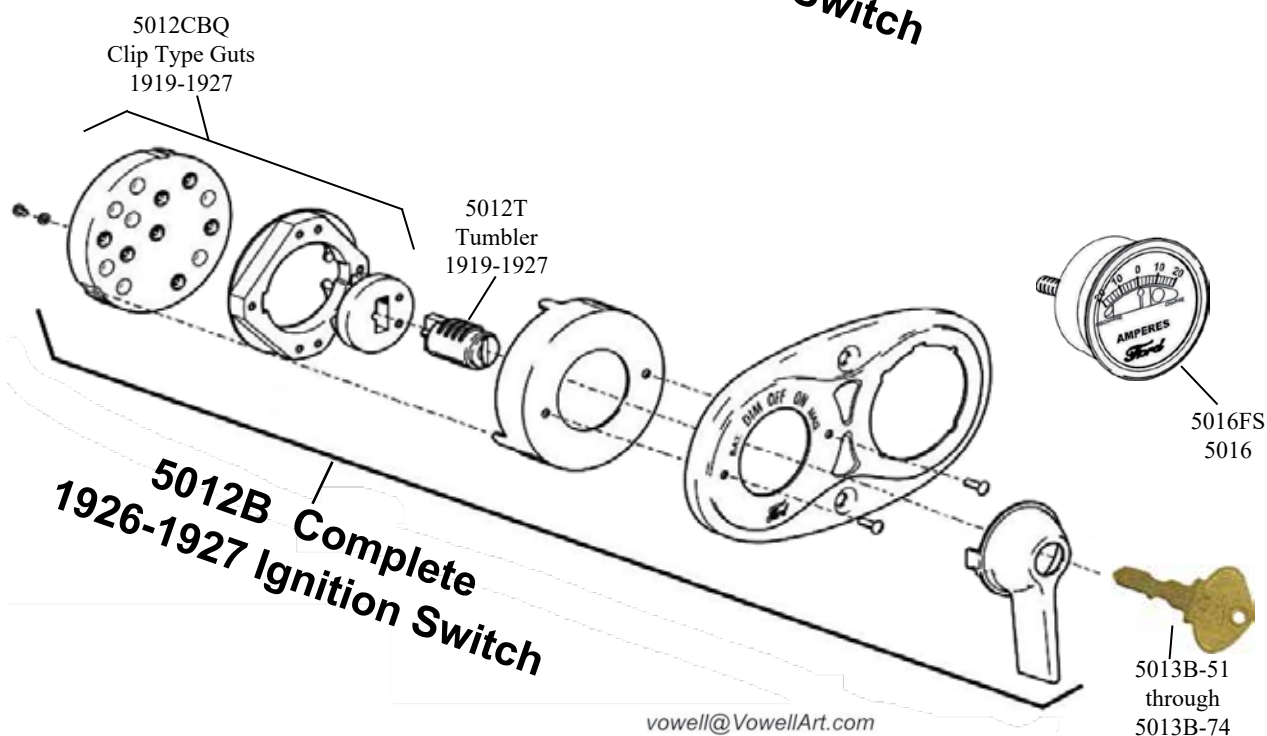
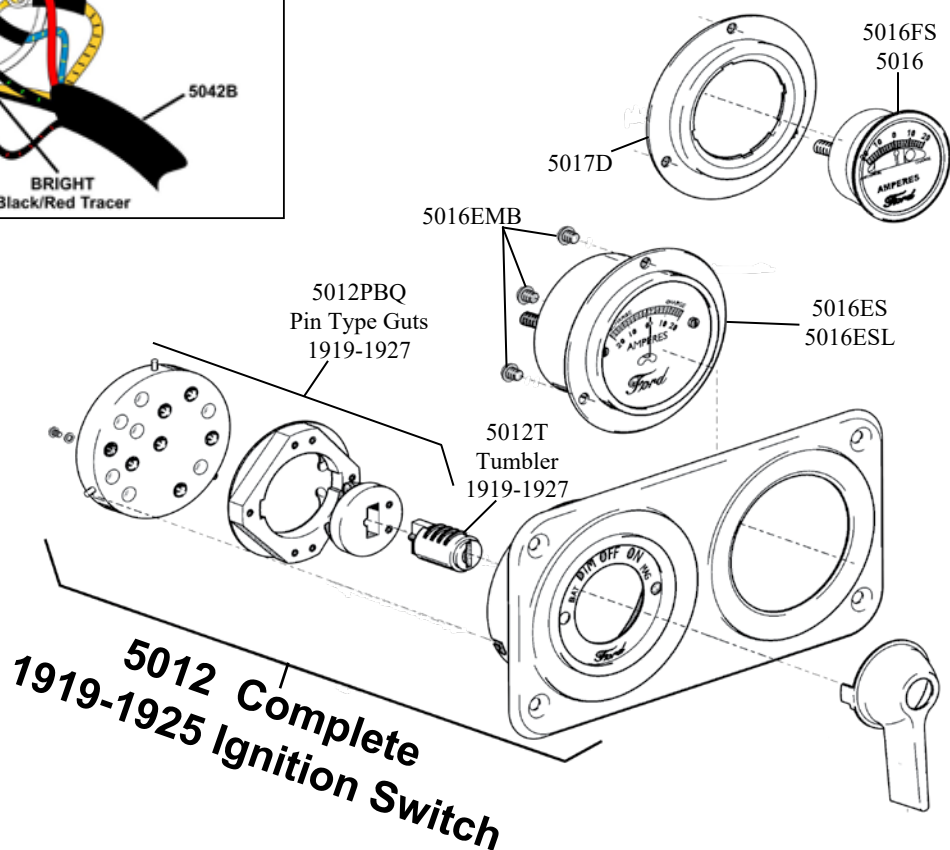
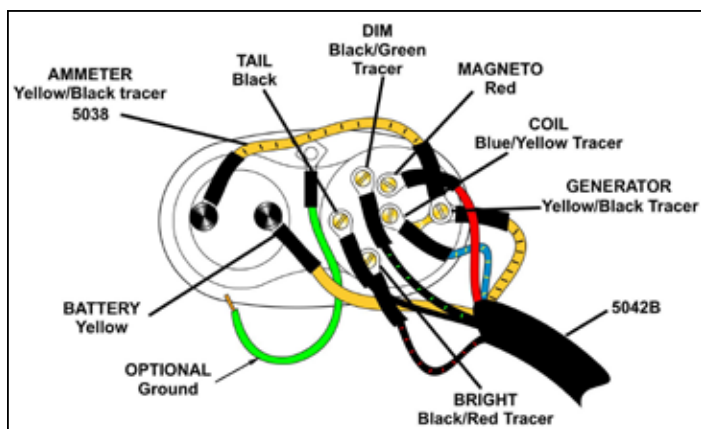
5012CBQ	Ignition Switch Back Piece only, Clip Type. Better material, workmanship and less problems than with less expensive version. To be used your own inner switch contact parts. This is the back piece that the wires attach to.	1919-27	35.95	each
5012PBQ	Ignition Switch Back Piece only, Pin Type. See above description for 5012CBQ. To be used your own inner switch contact parts.	1919-27	35.95	each
5012C	Ignition switch repair kit with contacts, clip type. 3 piece set	1919-27	22.50	set
5012P	Ignition switch repair kit with contacts, pin type. 3 piece set	1919-27	22.50	set
5012T	Ignition switch tumbler assembly. This is the part of the ignition switch that the key inserts into. Includes two #55 keys and rivets.	1919-27	17.95	each
5012TR	Rivets, for ignition tumbler face plate.	1919-27	.75	pair



## IGNITION SWITCHES - 1919-27

5012	Ignition switch assembly with 2 keys, black, (ammeter not included). Mounts on dash.	1919-25	73.95	set
5012MB	Mounting bolt set for ignition switch, part# 5012. Mounts switch to the dash. Set of 4 stainless steel screws and 4 square nuts	1919-25	1.85	set
5012B	Ignition switch assembly with 2 keys, chrome plated, (ammeter not included). Mounts on dash.	1926-27	73.95	set
5012MBB	Mounting bolt set for ignition switch, part# 5012B. Mounts switch to the dash. Set of 2 stainless steel screws and 2 square nuts	1926-27	95	set






vowell@VowellArt.com

Used and NOS Parts  
Call for Availability

*Lang's*

Technical Support  
978-939-5500

147



INST-PAN



5016ES  
5016ESL



5016EMB

## INSTRUMENT PANEL for Hack, Truck and Wood Bodies

INST-PAN Instrument panel for depot hack, truck, and wood bodies. Mounts on the dash, and hold the ignition switch, part# 5012. Powder coated black. 1919-25 48.95 each



5016FS



5016



5017D



5016-6V

## AMMETER

5016ES	Ammeter, Large Diameter Original Style, Ford Script. Built exactly from original specifications. It has steady readings even on rough roads, 20-0-20 scale and a Ford script. (Not recommended for use with an alternator.)	1919-25	72.95 each
5016ESL	Ammeter, Large Diameter, Illuminated. An optional version of Part# 5016ES. It has a LED lit face. Will not fit 1926-27 ignition panel.	1919-25	78.95 each
5016EMB	Ammeter Mounting screw set, for mounting large diameter ammeters on original dash panels, will not work on reproduction panels	1919-25	.60 set
5016	Ammeter, no script, 20-0-20, original for 1926-27, but will work on early switch plate if you add an adapter plate, part# 5017D	1919-27	7.95 each
5016FS	Ammeter, FORD script, 20-0-20, as above	1919-27	9.95 each
5017D	Ammeter adapter plate, for use with ammeters Part numbers 5016 and 5016FS on pre-1926 ignition switch plate	1919-25	3.50 each



5016-12V

## VOLTAGE METER, for use with ALTERNATORS

5016-6V	Voltmeter, 6 volt, for use on Model T's that use an alternator. This item directly replaces your 1915-25 ammeter.	1919-25	69.95 each
5016-12V	Voltmeter, 12 volt, for use on Model T's that use an alternator. This item directly replaces your 1915-25 ammeter.	1919-25	69.95 each



A-MAGM

## MAGNETO METER

A-MAGM	Magnetometer. Continuously monitors the magneto voltage of your Model T. This eliminates the guesswork when troubleshooting problems. It can be mounted into a 2" diameter hole or use the meter bracket (part# A-MAGMBR) to mount the meter under the dash or in any convenient location.	33.95 each
A-MAGMBR	Bracket for use with the Magnetometer (part# A-MAGM) This bracket can mount the meter under the dash or any convenient location.	5.95 each



A-MAGMBR

# STARTER

## REBUILT STARTERS

Lang's Tech Tip: Make sure you remove the bendix before you try to remove the starter. If you don't you will cause damage to your magneto ring.

### Best Quality Rebuilt Starter!

Includes: New IMPROVED bronze bushing with neoprene seals to keep oil out of starter Part# 5105SK. New IMPROVED Starter Shaft Bearing & Spacer kit (Part# 5106RB). Rebuilt brush plate with new insulators and new brush set, rewrapped fields, plus straightened and turned armature. New bendix end bushing, terminal stud and T strap as needed Cover Band. Pre-tested and painted before shipping NOTE: A rebuildable, unrusted starter core, complete with a starter cover band required or a \$75.00 refundable core charge will be added. We will pay 30.00 for additional good, used cores. Includes cover band part#5101.

5099RB Best Quality Rebuilt Starter 1919-27 445.00 each

5099R Rebuilt starter, Does not include new bendix end bushing, or starter shaft modern bearing and spacer kit, Includes bushing Part# 5105SK and 5106. Turned armature and rewrapped fields. Reground and faced original brushes. Pre-tested and painted before shipping NOTE: A rebuildable, unrusted starter core, complete with a starter cover band required or a \$60.00 refundable core charge will be added. We will pay 30.00 for additional good, used cores. Includes cover band. 1919-27 175.00 each

Lang's Tech Tip: The starter drive key part#5020 should only be added to the starter shaft AFTER you install the starter to the hogshead.

## STARTER COVER

3380	Starter drive cover, spun steel. This cover is placed over the bendix.	1919-27	10.75 each
3381	Starter drive cover gasket	1919-27	.55 each
3382	Starter cover block off plate. This flat, steel, plate is used when the running a car without the starter. It replaces the starter drive cover.	1919-27	3.25 each
3383U	Front block off plate for starter opening. This flat, steel, plate is used when the running a car without the starter. It replaces the starter motor. Used	1919-27	20.00 each
TSM1	Starter block off plates, finned, unpolished aluminum, plates block off both starter holes when one is not used.	1919-27	23.25 set

## STARTER SWITCH

5014RE	Starter switch, U.S.A. made, excellent quality style switch, very reliable, comes with extension (part #5015) for those cars that require it. This bracket has been modified to increase strength and looks original when installed.	1919-27	32.50 each
5014	Starter switch assembly, mounts on frame by heel panel of seat.	1919-27	14.95 each
5014BS	Mounting bolt set for starter switch, mounts switch to frame, includes bolts with drilled shanks, castle nuts and cotter pins	1919-27	2.50 set
5015	Starter switch extension	1919-27	5.50 each

## STARTER SOLENOID, Accessory

A-STSOLK	Ignition Switch and key, Accessory 4 position ignition switch for use with starter solenoid, part #A-STSOL.	1909-27	10.95 each
A-STSOL-6	Starter Solenoid, 6 Volt. Eliminates need for floor mounted starter switch. Aftermarket accessory. Use with Ignition switch and key #STSOLK	1909-27	13.95 each
A-STSOL	Starter Solenoid, 12 Volt. Eliminates need for floor mounted starter switch. Aftermarket accessory. Use with Ignition switch and key #STSOLK	1909-27	8.95 each



5099RB



3380

3381



TSM1

3382



3383U



5014



5014RE



5015



5014BS



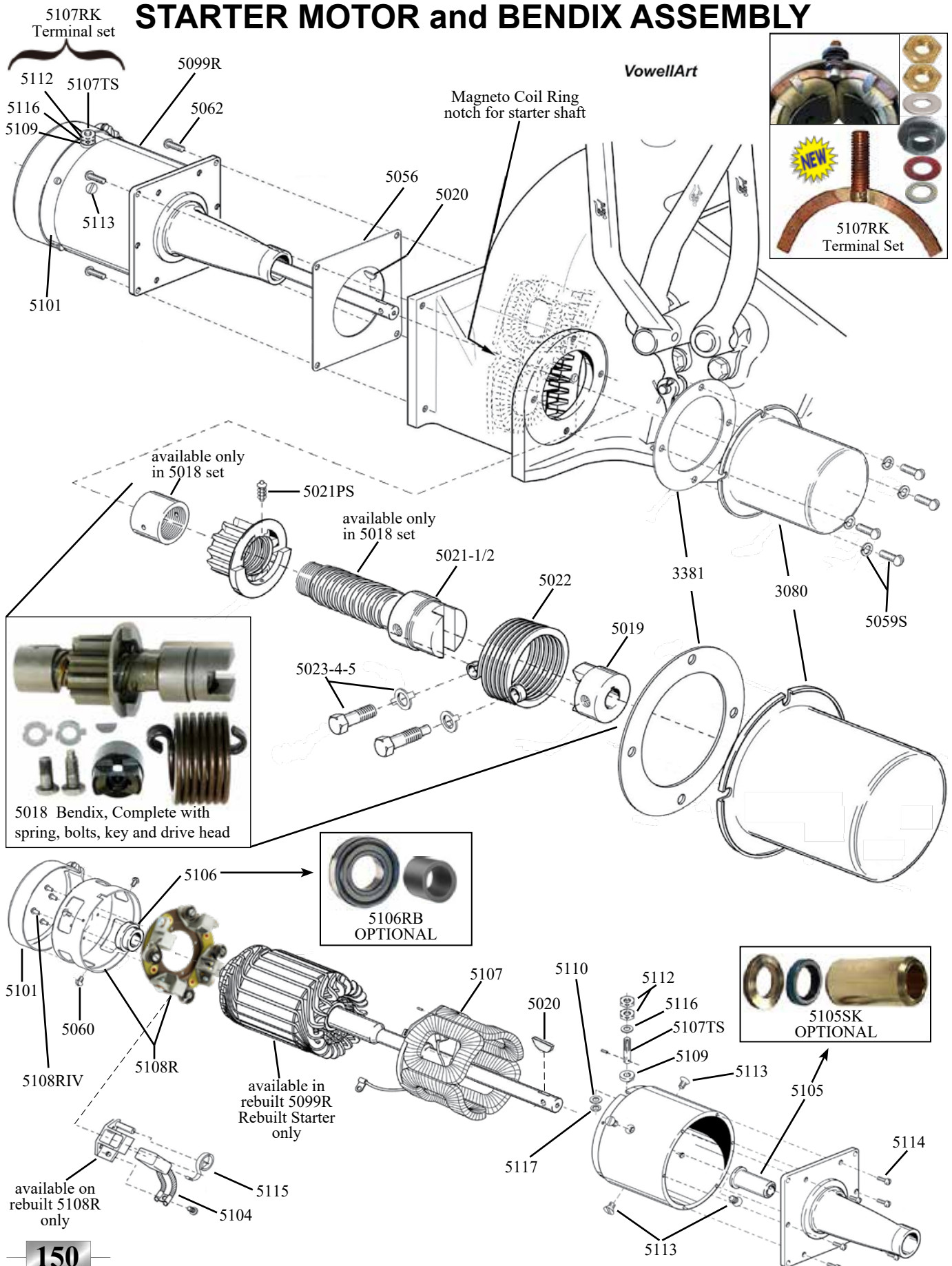
A-STSOL  
A-STSOL6



A-STSOLK



# STARTER MOTOR and BENDIX ASSEMBLY




## STARTER BENDIX

5018	Starter bendix, All new starter bendix assembly. All new tooling now eliminates the problems that existed with older reproductions. Comes complete everything you to need to your bendix including a new bendix spring, head, head sleeve, key and bendix bolt and washer set and mounting gasket.	1919-27	74.95	each
5021	Rebuilt Starter bendix. Cleaned, inspected for cracks, then completely rebuilt. INCLUDES: A new starter head, spring, spring mounting bolts, drive key, and head sleeve for bendix. <u>NOTE</u> : An exchange rebuildable, unrusted, bendix core required or a \$50.00 refundable core charge will be added. We will pay \$15.00 for extra additional	1919-27	99.95	each
5019	Starter drive head, reproduction	1919-27	8.75	each
5020	Starter drive key	1919-27	.35	each
5021-1/2	Head sleeve for bendix, (spins on end of bendix shaft)	1919-27	11.95	each
5021G	Starter Bendix drive gear with balance ring	1919-27	20.95	each
5021PS	Bendix collar pin and spring set	1919-27	4.25	set
5022	Bendix spring	1919-27	8.95	each
5023-4-5	Bendix bolt and washer set	1919-27	2.75	set
5025	Washer only from bendix bolt set	1919-27	.50	each



## MOUNTING GASKET and SCREWS

5056	Starter mounting gasket	1919-27	.85	each
5059	Starter drive (Bendix) cover screw	1919-27	.50	each
5059S	Starter drive (Bendix) cover screw set, includes screws and lock washers.		1.95	set
5060	Screws, Starter rear brush cap to main housing, steel, set of 4	1919-27	.50	set
5062	Starter motor mounting screw	1919-27	.25	each
5062S	Starter motor mounting screw and washer set, 8 piece	1919-27	.95	set



## COVER BAND

5101	Starter or generator cover band	1919-27	9.95	each
5101MB	Nut and bolt for generator or starter cover band	1919-27	.40	each



## STARTER BRUSH SETS and BUSHINGS

5104	Starter brush set	1919-27	12.50	set
5105SK	Starter oil seal and bushing kit, Neoprene seal keeps engine oil out of starter	1919-27	19.75	kit
5105M	Starter front oil seal only (for bendix end), modern neoprene seal that helps eliminate oil leaks, machining of part number 5105 is necessary. (5105SK sells this already machined) Comes with instructions	1919-27	5.75	each
5105	Starter shaft rear bushing, (bendix end)	1919-27	7.95	each
5106RB	Starter Shaft Modern Bearing & Spacer kit. Double sealed bearing that never needs lubrication. (Replaces Part# 5106).	1919-27	33.95	kit
5106	Starter shaft front bushing, (brush end)	1919-27	5.25	each
5108-INS	Starter Brush Plate Insulator Set, Made exactly to original specifications. They are tougher than original because we make them out of electrical grade fiberglass. Unlike originals, these parts will resist cracking and moisture absorption and are a must for any quality starter motor rebuild job. Enough for one starter, this 4 piece set includes 2 Inner and 2 Outer Brush Plate Insulators. These parts do not require any trimming to fit.	1919-27	14.50	set
5108R	Starter brush holder assembly, rebuilt with new insulators. Comes riveted in place to end cap with copper rivets <u>NOTE</u> : We must have core first to rebuild, core must be complete with brush holders and springs.	1919-27	74.95	set
5108RIV	Rivets to mount starter brush holder to rear end cap, copper	1919-27	.60	set



## STARTER FIELD ASSEMBLY


5107	Starter field assembly	1919-27	62.95	each
5113	Starter and generator field retaining screw	1919-27	2.35	each
5115	Starter brush spring. Holds brushes tight against the armature.	1919-27	6.65	each



## BODY to MOUNTING BRACKET SCREWS

5114 Starter and generator body to mounting bracket screw. Holds the mounting end cap to the round body case. 6 per starter and 6 per generator. 1919-27 1.50 each

## STARTER TERMINAL INSULATORS AND NUTS

5107RK  Starter terminal repair kit. Repair your failed internal starter terminal bolt to buss bar connection. This is the most common cause Model T Starter failure. Includes new, original style terminal post, silver soldered to new buss bar. Also includes inner insulator washer #5110, outer terminal insulator #5109, inner steel washer #5117, outer steel washer #5116 and two brass terminal nuts #5112. Complete installation instructions included. 1919-27 49.95 each

5107TS Starter terminal stud, this is the stud to which the cable attaches 1919-27 4.95 each

5109 Terminal outer insulator 1919-27 2.50 each


5110 Terminal inner insulator, also fits generator 1919-27 .20 each

5112 Terminal nut, brass, 2 per starter 1919-27 1.25 each

5116 Terminal outer washer, steel. Placed below nuts on terminal (part# 5112). Prevents the nuts from digging into the outer insulator (part# 5109) 1919-27 .30 each

5117 Terminal inner washer, special steel washer. Placed below inner insulator (part#5110) 1919-27 .30 each

## REBUILT GENERATORS

 **Lang's Tech Tip:** Be sure that your generator is wired or grounded to something before starting your car. If it isn't it will cause damage to the generator.

5119RB Rebuilt generator, Best Quality. Includes: Parts not included with other generators on the market such as: pinion gear, shaft pin, gear key and the often omitted generator band cover. Rebuilt and rewind armature, new generator fields, new small and large generator bearings new generator brushes. These generators are pre-tested and painted. (Sold without cutout.) A rebuildable, unrusted core complete with band cover required or a \$75.00 refundable core charge will be added. Core charge will be refunded for cores received within 90 days, We will pay 25.00 for additional good, used cores 1919-27 425.00 each

5119R Rebuilt generator, (sold without generator pinion gear and cutout.) Rebuilt with a turned armature and with new fields bearings and brushes. These generators are pre-tested and painted. A rebuildable, unrusted core complete with band cover required or a \$75.00 refundable core charge will be added. Core charge will be refunded for cores received within 90 days, We will pay 25.00 for additional good, used cores 1919-27 176.95 each

## GENERATOR ARMATURE

5120R Generator armature, rewind. A rebuildable, unrusted core required or a \$50.00 refundable core charge will be added. Core charge will be refunded for cores received within 90 days, We will pay 5.00 for additional good, used cores 1919-27 195.00 each

## GENERATOR MOUNTING GASKET and BOLTS

5057 Generator mounting gasket 1919-27 .70 each

5058 Generator mounting bolt set ( 2 short and 1 long bolt). Original bolt used a 5/8" wrench this bolt uses a 9/16" wrench. 1919-27 4.25 set

5058H Short mounting bolt with the original size head which has a wider and thinner head and uses a 5/8" wrench. One per car. 1919-27 4.50 each


5114 Screws to mount Generator body to mounting bracket. Holds the mounting end cap to the round body case. 6 per starter and 6 per generator. 1919-27 1.50 each

5124MB Screws, rear brush cap to main housing, steel, set of 4 1919-27 .50 set

## COVER BAND

5101 Starter or generator cover band, includes nut and bolt 1919-27 9.95 each

5101MB Nut and bolt for generator or starter cover band 1919-27 .40 each



5119RB  
5119R



5057




5120R



5101







DVD-3-4

## DVD - RESTORING THE GENERATOR

DVD-3-4 Restoring the Generator. Covers the Model T generator—how it works, how to repair and rebuild it. Includes tips and tricks for disassembly and assembly as well as equipment used in testing. Prepared and edited by the staff and members of The Model T Ford Club of America. Run Time: 31 min. 36 sec 14.00

## CUT-OUT and VOLTAGE REGULATORS

5055VR	Voltage Regulator 6 volt, outer appearance exactly like original cut-out, not just a diode but a complete modern regulator, no alterations needed to generator or wiring, protects generator and electrical system from burnout. Negative ground only.	1919-27	72.95	each
5055-8	Voltage Regulator 8 volt, allows you to install an 8 Volt battery and still use a stock T generator and 6 volt light bulbs. Outer appearance exactly like original cut-out, complete modern regulator, no alterations needed to generator or wiring, protects system from burnout. Negative ground only.	1919-27	84.95	each
5055-12	Voltage Regulator 12 volt. Convert your car to use a 12 volt battery and still use a stock Model T generator, 12 volt light bulbs are the only other items needed to complete the conversion, outer appearance exactly like original cut-out, not just a diode but a complete modern regulator, no alterations needed to generator or wiring, protects generator and electrical system from burnout. Negative ground only.	1919-27	79.95	each
5055	Generator cut-out, original in appearance with no script on cover, diode version. For negative ground only,	1919-27	39.95	each
5055FS	Generator cut-out, original in appearance with Ford Script, diode version. For negative ground only.	1919-27	47.75	each
5055MB	Cut-out mounting bolt set, 4 piece set	1919-27	.95	set



5055FS  
5055VR  
5055-8  
5055-12



5055



5055DIO



5055MB

## DIODE for GENERATOR CUT-OUT

5055DIO	Diode for generator cut-out, Negative ground. Converts your standard point style cut-out to a diode style. For negative ground systems only. The diode eliminates problems with points sticking.	1919-27	5.95	each
---------	--	---------	------	------

## INSULATORS

5110	Terminal inner insulator, also fits starter	1919-27	.20	each
5119PL-BQ	Generator Brush Plate Insulator Set, Made exactly to Ford Factory drawing dimensions, out of electrical grade fiberglass. Superior to the originals, these insulators resist cracking and moisture absorption. Enough for one generator, no trimming required.	1919-27	10.75	pair
5119PL	Brush plate insulator, pair, ONE INSULATOR NEEDS TO BE MODIFIED TO BE USED	1919-27	3.00	pair



## BEARINGS and FELT WASHER

5121	Small bearing, brush end bearing, inner	1919-27	3.50	each
5122	Large bearing, driven gear end bearing	1919-27	4.95	each
5127	Generator large bearing disc. This oil slinger mounts on armature shaft, just before the inner bearing.	1919-27	2.50	each
5128	Small bearing felt washer	1919-27	.30	each



## GENERATOR BRUSHES

5Z-806	Generator third brush holder wrench, one end for adjusting brush holder, the other end fits on the generator and starter outer terminal nuts.	1919-27	10.75	each
5125-6	Generator brush set	1919-27	7.25	set
5131B	Small brush holder	1919-27	7.25	each
5132R	Rebuilt brush plate holder Exchange core required first.	1919-27	57.95	each
5132MB	Screws, Brush plate holder to generator end cap, set of 4	1919-27	.45	set
5139	Generator brush spring. Hold brushes tight against armature.	1919-27	5.95	each
5141BNOS	Small brush adjustment screw, NOS NEW OLD STOCK. with new brass nut	1919-27	3.95	each
5144	Generator brush to terminal wire. Extends between the brushes and the inside of the terminal post.	1919-27	6.50	each



## GENERATOR OUTER TERMINAL

5123RK	General terminal post replacement kit. Replaces the post that comes through the generator housing and connects to the cut-out. 6 piece set. Includes original style terminal stud, outer and inner insulators, brass nuts and outer washer.	1919-27	9.95	set
5110	Terminal inner insulator, also fits starter	1919-27	.20	each
5123	Generator terminal bolt.	1919-27	4.95	each
5133	Terminal outer insulator.	1919-27	2.75	each
5134	Terminal nut, 2 per car	1919-27	1.10	each
5142	Terminal outer washer, steel. Placed below nuts on terminal (part# 5123). Prevents the nuts from digging into the outer insulator (part# 5133). special thin washer.	1919-27	.40	each



## GENERATOR OILER

5135	Generator brass oiler, twist top type oiler, threads into the brush end of the generator. Does not come spring loaded but has a tight fit so that the cap doesn't rotate by itself. Flat blade screwdriver slot on top.	1919-27	19.95	each
------	---	---------	-------	------

## PINION GEAR

5136	Pinion to shaft pin.	1919-27	.20	each
5137	Pinion gear, made in the USA.	1919-27	17.95	each
5020	Pinion gear small key.	1919-27	.35	each

## GENERATOR FIELD ASSEMBLY

5143	Generator field assembly.	1919-27	49.75	each
5113	Generator and starter field retaining screw	1919-27	2.35	each





## GENERATOR BLOCK OFF PLATE

3017DU	Generator block off plate, used condition, original flat plate. covers opening on engine where generator would mount.	1919-27	15.00	each
TG1	Generator block off plate, finned, unpolished aluminum	15.50	each	

## ALTERNATORS, Gear Driven

This 12 Volt Delco alternator is made in the U.S.A. It directly replaces the model T generator and can be used on any Model T engine that originally used a generator. Installs using the same single wire that is used for generators. The 12 volt alternator lets you run halogen headlamps, a GPS, charge cell phones and run other things requiring 12 volts.

### HIGHLIGHTS:

- Internal fan
- Internal regulator, no need to use a voltage regulator or generator cut-out.
- Pinion drive gear is threaded onto the shaft for added strength.
- Larger cooling vents
- Large drive end bearing for added strength
- 1 Year warranty. Made in U.S.A.

5119ALT6B	Alternator, gear driven, 6 Volt.	1919-27	339.95	each
5119ALT12B	Alternator, gear driven, 12 Volt.	1919-27	339.95	each

## ALTERNATORS, Belt Driven

5119ALTE External Alternator, Belt driven, has internal regulator, Use on cars without starter or generator. Mounts on driver's side of engine. 12 volt, Best quality alternator that has larger cooling fan and vents. Complete with all brackets, bolts, crank pulley and belt

5119ALTL External Alternator, Belt driven, has internal regulator. Use on cars with starter, belt driven, mounts on driver's side of engine. 12 volt, best quality alternator that has larger cooling fan and vents. Complete with brackets, bolts, crank pulley and belt

## VOLTAGE METER, for use with Alternators

5016-6V	Voltmeter, 6 volt, use with alternator, directly replaces ammeter.	1919-25	69.95	each
5016-12V	Voltmeter, 12 volt, as above	1919-25	69.95	each

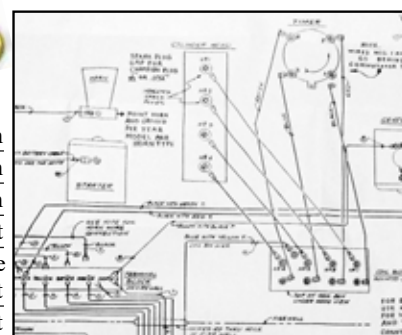
## WIRING DIAGRAMS

5039	Wiring diagram, for Model T's with starter and generator.	1919-25	6.50	each
5039B	Wiring diagram	1926-27	5.95	each



## WIRE ENDS and WIRE, SOLD BY THE FOOT

5029ENDC	Copper terminal end only. for spark plug wires.	1909-27	1.30	each
5029END	Brass terminal end only for spark plug wires.	1909-27	.70	each
5042T	Brass Flag style terminal end. Will fit 14 gauge wire	1909-27	.20	each
5029W	Plug wire, yellow with black tracer, 9MM, sold by the foot	1909-27	1.75	foot
5029BDR	Plug wire, black with double red tracer, 9MM, sold by the foot	1919-27	2.00	foot
5042WBKG	Black wire with Green tracer, 14 gauge cloth covered	1909-27	1.10	foot
5042WBKY	Black wire with Yellow tracer, 14 gauge cloth covered	1909-27	1.10	foot
5042WBL	Blue wire 14 gauge cloth covered	1909-27	1.10	foot
5042WBLY	Blue wire with Yellow tracer, 14 gauge cloth covered	1909-27	1.10	foot
5042WG	Green wire 14 gauge cloth covered	1909-27	1.10	foot
5042WR	Red wire 14 gauge cloth covered sold	1909-27	1.10	foot
5042WY	Yellow wire, 12 gauge cloth covered	1909-27	1.30	foot
5042WYB	Yellow wire with Black tracer, 12 gauge cloth covered	1909-27	1.30	foot
5042W	Black wire, 14 gauge, cloth covered, sold by the ft. Used for lights, horn, accessories and more	1915-27	1.10	foot



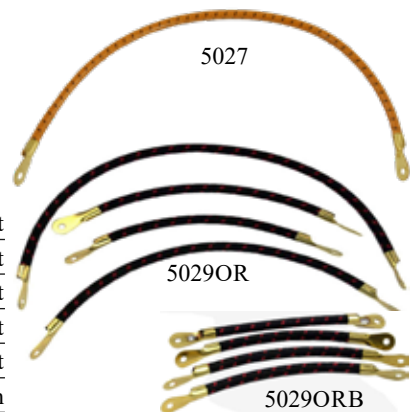


# SPARK PLUG and MAG POST WIRES

## Original Color and Style Plug Wires, Show Quality

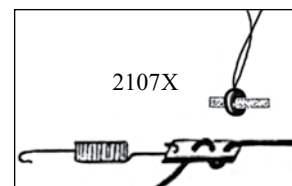
NOTE: 1909-1918 original color plug wires include the mag post to coil box wire (From 1919 thru 1927 the mag post wire was woven into the wire harness.)

5029ORE	Spark plug & mag post wires, Brown, set of 5 wires	1909-14	24.50	set
5029ORT	Spark plug & mag post wires, torpedo, Brown, set of 5 wires	1910-11	24.25	set
5029ORA	Spark plug & mag post wires, Brown, set of 5 wires	1915-18	23.50	set
5029OR	Spark plug wires, Black with double red tracer, set of 4 wires	1919-25	17.95	set
5029ORB	Spark plug wires, Black with double red tracer, set of 4 wires	1926-27	16.45	set
5038	Ammeter to switch wire, yellow with black tracer	1919-27	2.95	each




## Replacement Style, NOT Original Colors

5029T	Spark plug wire set, torpedo & open runabout, yellow with black tracer.	1910-11	13.95	set
5029	Spark plug wire set, yellow with black tracer	1909-25	19.95	set
5029B	Spark plug wire set, yellow with black tracer	1926-27	16.75	set
5027	Magneto post to coil box wire, yellow with black tracer	1909-19	5.95	each



## WIRE CLIPS, BUSHINGS and SUPPORTS

2122X	Headlight wire bushing. These bushings insert into the hood shelf headlight wire holes and prevents damage to the wires. Sold as one pair.	1917-25	4.95	pair
2107X	Tail light wire support clip set. 6 piece set includes 4 wired grommets and the fiber retainer and spring that holds the wire by the tail light body	1919-27	22.50	set
5033B	Commutator wire retainer, holds wires away from timer. Original for 1923-25, but will work on any year engine. 2 per car	1909-27	3.95	each
5033E1	Wire clip set, brass firewall clip and pin, 2 hood shelf clips	1909-14	13.75	set
5033E2	Wire clip set, Stainless steel firewall clip and pin, 2 hood shelf clips	1915-17	12.50	set
5033HS	Hood shelf mounted wire retaining clip	1909-24	6.65	each
5033	Commutator wire retainer, holds wires away from timer. Original for 1923-25, but will work on any year engine. 7 per car	1923-25	1.25	each
5033S	Wire harness clip, set of 7	1923-25	8.50	set



## TERMINAL BLOCKS

5044-19	Terminal block, 5 contact points. For EARLY 1919 only. Used with wood firewall, duplicate of original, a must for show cars. Mounts on firewall. Has rounded corners (which were changed to square corners on all the future terminal blocks)	1919	26.95	each
5044A	Terminal block, for cars with wood firewall, show quality, duplicate of original, a must for show cars. Mounts on firewall. Has 5 contact points. For use with wire harnesses that have the generator to ammeter wire in a separate harness. The extra wire passes through the firewall on the passenger's side of the coil box.	1919-21	19.95	each
5044	Terminal block, for cars with wood firewall, show quality, duplicate of original, a must for show cars. Mounts on firewall. Has 6 contact points, for cars with the generator to ammeter wire in the regular wire harness	1919-23	19.75	each
5044E-OR	Terminal block, for cars with steel firewall, show quality terminal block duplicate of original, a must for show cars! Mounts on firewall.	1923-27	19.75	each
5044E	Terminal block, with screws and washers, This is a replacement style part that can be used on all cars. Mounts on firewall.	1919-27	10.35	set



## BATTERY / STARTER CABLES and SUPPORTS

5046HG	Battery to switch cable with sleeve, 29". Heavy 1/0 gauge wire as original	1919-27	36.95	each
5046BHG	Battery to switch cable with sleeve, 34". Heavy 1/0 gauge wire as original	1919-27	41.95	each
5046	Battery to switch cable with sleeve, 29"	1919-27	17.50	each
5046B	Battery to switch cable with sleeve, 34"	1919-27	21.95	each
5047	Battery cable support with grommet	1919-25	21.95	set
5047B	Battery cable support with grommet	1926-27	5.85	set
5047DBQ	Battery cable support grommet only, best quality, exact copy of original, Made from original specifications.	1919-27	13.95	each
5047D	Battery cable support grommet only	1919-27	1.75	each
5047B-TT	TT battery to switch cable support with grommet	1917-27	10.95	set
5049BOR	Battery to ground strap, original style flat copper strip, 6" long.	1919-27	15.50	each
5049BRE	Battery to ground strap, non-original strand strap.	1919-27	14.95	each
5049BMB	Bolt with drilled shank that holds ground strap to frame. Includes castellated nut, and cotter pin.	1919-27	2.25	each
5049SB	Bolt and Nut, for battery terminal end of cables and straps		.35	each
5051	Starter switch to starter motor cable with sleeve	1919-27	15.95	each
5051HG	Starter switch to starter motor cable with sleeve. Heavy 1/0 gauge wire as original	1919-27	32.95	each
5051B	Starter cable loom sleeve only	1919-27	3.95	each



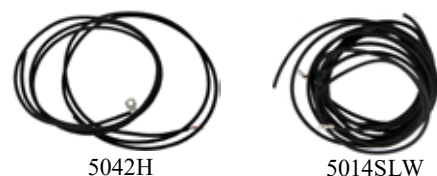
## STOPLIGHT SWITCH and WIRES

3158HD	Brake light switch is designed just for Model T's. Comes with a heavy duty 60 amp sealed switch that can handle 2 brake lights, works on 6 or 12 volts, Mounts on the BACK of the transmission cover, allowing full access to the transmission door. Unlike other stoplight switches, this one uses a spring to prevent wear and damage to the bracket and switch as you push down on the brake. Easy to install and adjust, durable powder coated black mounting bracket. Will also work with Rocky Mountain Brakes and Ruckstell shifters. Instructions included.	1909-27	36.50	each
3158XS	Stoplight switch, original style, clamps on starter bendix cover. A must for show cars. Marginal reliability	1909-27	31.50	each
3158RS	Stoplight switch with instructions, non-original style, mounts on transmission door cover.	1909-27	17.50	each
3158FM	Stoplight switch, replacement style, mounts on frame. This switch mounts out of the way which allows easy access to the transmission bands without removing wires. No holes are drilled in frame, clamps onto the top of the frame rail. Heavy duty switch.	1909-27	33.25	each
5014SLW	Stoplight wires, black wire from terminal block to switch and from the switch to the light	1909-27	13.50	set



## HORN WIRES

5042H	Horn wire set, black wire for terminal block to horn button, and from horn button to horn	1915-27	8.95	set
5042W	Black wire, single strand, 14 gauge, cloth covered, sold by the foot.	1915-27	.95	foot



Used and NOS Parts  
Call for Availability

*Lang's*

Technical Support  
978-939-5500

157


## WIRING KITS - ORIGINAL STYLE

**All the kits in this section contain the correct original color and style wires for show quality cars.**

WSOR	Wiring Kit - All show quality, original style wires. Car with gas headlights, (not for torpedo roadster) Set includes: 5030NOR and 5029ORE.	1909-14	124.95	set
WSORT	Wiring Kit - Torpedo Roadster All show quality, original style wires. Car with gas headlights, (not for torpedo roadster) Set includes: 5030TOR and 5029ORT.	1910-11	124.95	set
WS1EOR	Wiring Kit - All show quality, original style wires. set includes: 5030NOR, 5029ORE, 7488X and 7489-90X (Used until November 1916)	1915-16	132.95	set
WS1OR	Wiring Kit - All show quality, original style wires. Cars with electric headlight and no starter, includes: 5030 and 5029ORA.	1917-19	45.95	set
WS2OR	Wiring Kit- All show quality, original style wires. For cars with starter and generator with the coil box on the firewall, (also for 18-27 ton trucks), Set includes: 5031, 5041, 5042, 5042H 5029OR and 5038.	1919-25	105.50	set
WS3OR	Wiring Kit- All show quality, original style wires. For cars with the coil box mounted on the engine. Set includes: 5031B, 5041E, 5042B, 5042H, 5029ORB, and 5038	1926-27	109.95	set
WS4ORH	Battery and starter cable set, Original style and gauge, show quality, Heavy 1/0 gauge wire. (5046HG, 5051HG, 5051B and 5049BOR)	1919-27	89.95	set



**WIRING KITS**



## WIRING KITS - NON-ORIGINAL STYLE


**The kits in this section contain some wires that are not the original color, they are a more economic alternative.**

WS1	Wiring Kits - replacement style spark plug wires. Cars with electric headlight and no starter, set includes: 5030, 5029, 5027.	1915-19	43.95	set
WS2	Wiring Kits - replacement style spark plug wires. For cars with starter and generator with the coil box on the firewall, (also for 26-27 trucks). Includes: 5031, 5041, 5042, 5029, 5042H & 5038	1919-25	107.50	set
WS3	WIRING KITS -replacement style spark plug wires. Use with coil boxes mounted on the engine. (5031B, 5041E, 5042B, 5029B, 5042H and 5038.)	1926-27	104.95	set
WS4OR	Battery and starter cable set, (5046, 5051, 5051B and 5049BOR)	1919-27	49.95	set



## WIRING 1909-1914

5029ORE	Original color and style spark plug & mag post wires	1909-14	24.50	set
5029	Spark plug wire set, not original color.	1909-25	19.95	set
5027	Magneto post to coil box wire, not original color	1909-19	5.95	each
5030NOR	Commutator wire harness with original style loom sleeve, a must for show cars with gas headlights, (4 wire)	1909-14	105.00	each




## WIRING 1911 - Torpedo Roadster and Open Runabout

5029ORE	Original color and style spark plug & mag post wires	1909-14	24.50	set
5029ORT	Spark plug and magneto post wire set for torpedo roadster. Original color and style.	1910-11	24.50	set
5029T	Spark plug wire set, torpedo roadster and open runabout, not original color.	1910-11	13.95	set
5027	Magneto post to coil box wire, not original color	1909-19	5.95	each
5030TOR	Commutator wire harness, for torpedo roadster, Has original style loom sleeve, a must for show cars with gas headlights, (4 wire)	1910-11	105.00	each



# The Electrical System, Repairing and Restoring

RM1 The Electrical System, Repairing and Restoring the Model T Ford 48 pages, A comprehensive guide for the repair and restoration of the major components of the Model T Ford electrical system. Many photos and illustrations, detailed info. on the generator, starter, magneto, wiring, coils, and timer. Prepared and edited by the Model T Ford Club of America 12.00



RM1

## WIRING 1915-1918

5029ORA	Spark plug and magneto post wire set. Original color and style	1915-18	23.50	set
5029	Spark plug wire set, not original color	1909-25	19.95	set
5027	Magneto post to coil box wire, not original color	1909-19	5.95	each
7488X	Switch to headlight wire, black single wire. (NOTE: After November 1916 this wire is in the commutator wire harness.)	1915-16	3.50	each
7489-90X	Headlight to headlight wire and headlight to ground wire. Black single wire. For electric headlight cars with not starter or generator.	1915-22	4.75	each
5030	Commutator wire harness, (5 wire), for cars with electric headlights and no starter, original style.	1917-22	21.50	each
5042H	Horn wire set, black wire for terminal block to horn button, and from horn button to horn.	1915-27	8.95	set

## WIRING 1919-1925 and 1919-27 TT Trucks

5029OR	Spark plug wire set. Original color and style	1919-25	17.95	set
5029	Spark plug wire set, not original color	1909-25	19.95	set
5031	Commutator wire harness, (7 wire), for cars with starter and some 1926-27 trucks, original style	1919-25	32.50	each
5038	Ammeter to switch wire.	1919-27	2.95	each
5041	Lighting wire harness, (5 wire), original style	1919-25	26.95	each
5042	Switch wire harness, from ignition switch to terminal block on fire-wall	1919-25	21.95	each
5042H	Horn wire set, black wire for terminal block to horn button, and from horn button to horn.	1915-19	8.95	set

## WIRING 1926-1927

5029ORB	Spark plug wire set. Original color and style	1926-27	16.45	set
5029B	Spark plug wire set, not original color.	1926-27	16.75	set
5031B	Commutator wire harness, (4 wire), for cars with coil box on cylinder head, original style.	1926-27	13.25	each
5038	Ammeter to switch wire.	1919-27	2.95	each
5041E	Lighting wire harness, (8 wire), original style	1926-27	43.95	each
5042B	Switch wire harness, original style.	1926-27	25.95	each
5042H	Horn wire set	1915-27	8.95	set

## SAFETY FUSE KIT

TFUSEKIT Model T Ford Fuse Kit. This is an in-line fuse that is spliced in place between the starter switch and the terminal block on the main feed wire from the battery. Comes with a waterproof protective cover. A neat kit to protect your wiring from being overloaded and catching fire. 1909-27 8.35 kit



## 12 VOLT CONVERSION KIT

T12CK 12 Volt Conversion Kit. Works with a stock Model T generator and 12 volt auto type battery. includes a 12 volt voltage regulator which No modifications to the generator are needed! The regulator looks like an original cut-out. Kit also includes two 50cp 12 volt headlight bulbs and one 15cp tail light bulb and instructions. 1919-27 81.95 kit



T12CK

## MASTER DISCONNECT SWITCHES

5175MD	Master Disconnect Switch, disconnects all electrical circuits with a flip of a lever eliminates battery drain, prevents fires, guards against theft, mounts anywhere, instructions included, UL approved for 6 or 12 volt batteries, heavy duty	1909-27	26.95	each
5175MBR	Battery disconnect switch mounting bracket for 5175MD	1909-27	7.45	each

## BATTERY TENDER

BAT-TEND	Battery tender, This will keep your battery fully charged and then go into a stand-by mode. Will not overcharge the battery. Includes terminals that can be mounted permanently on your car battery so the unit is simple to plug and unplug. Charges from normal 110 volt house electrical outlet. For use with 6 or 12 batteries.		64.95	each
----------	---	--	-------	------

## HOT SHOT BATTERY CHARGER

Hot Shot Charger kit, For Model T's only. This will keep you battery charged. Connects to a standard magneto post. Includes magneto powered charger kit. Hot-shot will power ignition only. It is for T's without a generator or starter and allows you to charge any 6 or 12 rechargeable battery from the T's magneto while driving.

HOT-SHOT-C	Hot Shot Charger kit (does not include battery)	1909-22	28.95	each
------------	---	---------	-------	------

## POWER CONVERTERS

ELECT-CONB	Power converter, 5.0 amp. Output, heavy duty. This is what you need to power 12-volt accessories such as a GPS, radio, or cellular phone! This unit will convert your 6-volt negative ground to 12-volt negative ground. Make sure your battery is hooked up negative ground before installing.	1909-27	119.95	each
------------	---	---------	--------	------



5150MB



BAT-WASH



5152



5152B

## BATTERY CARRIER and BOXES

5150A	Battery carrier assembly, NOTE: This carrier is NOT for use with a battery box, part# 5158F or 5158P. You Must use with 5150AB spacer board.	1919-27	53.95	each
5150AB	Battery carrier spacer board. This is a necessity when NO battery box is used in an original Ford battery carrier, (our Part#5150A). It raises the battery so the battery clamps will work properly. It does not require any mounting hardware. Notches on the sides hold it in place in the carrier. Comes with instructions.	1909-27	10.25	each
5150MB	Battery Carrier mounting bolt set. Three each of bolt, castle nut and cotter pin. One bolt is a tad longer to hold the battery ground strap.	1919-27	6.50	set
BAT-MAT	The Battery Mat™ offers every vehicle around-the-clock protection from battery acid damage. Made of super absorbent polypropylene material, with one side heat treated to give it additional strength that Traps and Neutralizes Battery Acid and Vapors. It protects the battery holder, box and car while it helps protect your battery from harmful road vibration. Easy to Install Completely Safe to Handle Before and After use. Also ideal for placing under batteries in storage! Color: Black with no printing. Dimensions: 8 in. X 12". It can be trimmed to fit your battery tray. Installation instructions included.	1909-27	6.25	each
BAT-WASH	Battery terminal washers. These chemically treated felt washers mount on the battery, under the ends of the battery cables. They absorb and neutralize battery acid preventing corrosion. Easy to install.	1919-27	2.55	pair
5152	Battery hold down clamps	1919-23	7.50	set
5152B	Battery hold down clamps	1923-27	7.50	set
5158P	Battery box with lid, without Ford script. Ford did not originally use a Ford script on the battery box. This box DOES NOT have the original style joint seams. The inside dimensions are 8" high, 7-1/4" wide and 9" long.	1919-27	164.95	each
5150TT	Battery carrier TT Ton truck, Steel. Three piece battery carrier.	1918-27	45.95	set
5152TT	Battery hold down brackets. Mount on the running board brackets and hold the battery down in the battery carrier (Part# 5150TT). The battery hold clamps (Part# 5152 or 5152B) then bolt onto these brackets.	1918-27	48.95	set



BAT-TEND

5175MBR

5175MD



HOT-SHOT-C



ELECT-CONB



5150A



5150AB



BAT-MAT



5158P



5152TT



5150TT

## SPARK PLUGS and ADAPTERS

5201	Spark plug, Champion 25, non-original style.	1909-27	14.25	each
5201MC	Spark plug, Motorcraft, modern style top	1909-27	4.40	each
5201A	Spark plug, Autolite, modern style top	1909-27	4.50	each
5201X	Spark plug, Champion X, original take-apart style plug with brass top, script is a little smaller than original.	1909-27	35.95	each

## 14MM PLUGS AND ADAPTERS

5201-14	14MM Spark plug, Autolite	1909-27	2.65	each
14mm-AD	14MM Spark plug adapters, allow you to use modern plugs with stock Model T head, set of 4.	1909-27	14.95	set

## SPARK PLUG NUTS

5201EN	Thumb nuts, brass. Fit only the EARLY ORIGINAL Champion X spark plugs. The 5/40" Thread on the top stud is noticeably thinner than the later style original or reproduction plugs. Set of 4.		24.95	set
5201NOR	Original style Brass knurled spark plug nuts for Champion X & A25. These are a limited supply of an old reproduction that was made exactly the same as the originals. 8/32" thread. (They will not fit Motorcraft, Autolite or any other model style plugs that have a different thread size.)	1909-27	6.50	each
5201NUT	Replaces your missing Champion-X or Champion A25 plug nuts. These nuts have the original 8/32" thread. (They will not fit Motorcraft, Autolite or any other model style plugs that have a different thread size. They will also not fit the very early original Champion X plugs.)	1909-27	2.55	each
5201BNUT	Brass knurled spark plug nut for modern style spark plug such as Motor Craft or Autolite replace the modern style with with this all brass knurled nut that looks like the original. (They will not fit champion X, Champion A25 or 14MM spark plugs.)	1909-27	2.70	each

## SPARK PLUG WRENCH

2335U	Spark plug & head bolt wrench, USED	1909-27	20.00	each
-------	-------------------------------------	---------	-------	------

## SPARK and COIL TESTER

500TEST	Coil and Spark plug tester for Model T, Battery powered, excellent quality, <u>USA made, easy to use, comes with instructions.</u> 1913-27	135.00	each
5202TEST	Ignition tester. Tests spark plugs, coils and spark plug wires without puncturing wires. Excellent tool. With the car running, just place the grooved end of the tool over the plug wire. The bulb will flash to indicate spark.	1909-27	12.95 each

## COMPRESSION TESTER ADAPTER

5201CAD	Compression tester adapter. Allows you to use any 14mm compression tester on a standard Model T head. Made of brass for better seal. NOTE: For use with compression tester only. Does not include the tester. 1909-27	3.95	each
---------	---	------	------

## PREST-O-LITE DECAL, for Acetylene Tank

BL-PRESTO	Prest-O-Lite Decals for acetylene gas tank . Deep copper color, excellent quality, self-adhesive decal with plastic outer layer to protect the label. Includes two decals, one with the company name in large letters and one with the tank data. 10-1/4"x4-1/2".	29.95	set
-----------	---	-------	-----

## CARBIDE GENERATOR

**IMPORTANT NOTE: ALWAYS CHECK FOR AIR LEAKS BEFORE USING A CARBIDE GENRATOR!!!!**

BL-CG	Carbide generator, solid brass, complete, original E&J style, excellent quality, (mounts on running board, bracket included. (Limited availability).	1909-12	1645.00	each
BL-CGJB	Carbide generator, solid brass, complete, original Jno Brown style, excellent quality, mounts directly on running board (limited availability)	1909-12	1625.00	each





## CARBIDE GENERATOR FILLER CAP

BL-CGC	Filler cap for carbide generator water tank, brass. Comes with new threaded insert for the water tank, fits Victor, Corcoran and Jno Brown.	63.75	each
BL-CGC-EJ	Filler cap for E&J carbide generator water tank. Not original course threads, must use included threaded insert for tank	1909-12	174.95 each

## CARBIDE GENERATOR INSTRUCTIONS

VGG	Victor Gas Generator Instruction pamphlet. Typed copy of the original instructions, One side of one sheet. 5-1/2" x 8-1/2"	3.75	each
-----	--	------	------

## CARBIDE GENERATOR GASKET

BL-GHG	Housing Gasket for Carbide Generator. This large rubber gasket mounts between the two halves of the generator.	20.95	each
--------	--	-------	------

## CARBIDE GENERATOR BASKETS

BL-BK	Carbide basket for E&J carbide generator.	1909-12	145.00 each
BL-BKJB	Carbide basket for Jno Brown carbide generator	1909-12	149.95 each

## CARBIDE GENERATOR MOUNTING PARTS

BL-BR	Carbide generator, bracket only, E&J style	1909-12	184.95 each
BL-GMA	Gas carbide generator mounting bolt set. For generator that require 3 bolts. Special brass bolt and square nut set. For use with all brass generators that have separate mounting brackets. Duplicates of original. Set of 3 bolts and nuts. (Painted black for late 1911 and 1912)	1909-12	24.95 set
BL-GMA4	Gas carbide generator mounting bolt and set. For generator that require 4 bolts. Special brass bolt and square nut set. For use with all brass generators that have separate mounting brackets. Duplicates of original. Set of 4 bolts and nuts. (Painted black for late 1911 and 1912)	1909-12	35.00 set
BL-GMB	Gas generator mounting bolt set for black and brass steel carbide generators. Special bolt and square nut. Duplicates of originals. 8 piece set	1913-14	10.95 set



## BRASS LIGHT COVERS, Cloth

CC-SET	Complete cloth cover set, 13 pieces. Protective cloth covers for brass on Model T's. Made of cotton backed flannel to prevent tarnishing, scratching and protect your brass parts. Includes radiator covers for; speedometer cover, cover, carbide generator, 4 hubcaps, 2 headlights, 2 sidelight and tail light.	1909-16	124.95 set
CC-GEN	Carbide Generator, cotton protective cover		16.25 each
CC-HLE	Headlight Cover, for larger early style headlights	1909-10	49.95 pair
CC-HL	Headlight Cover, for gas lights, cotton protective cover		13.50 each
CC-HL15	Electric Headlight with brass rim Cover.	1915-16	29.95 pair



## GAS HEADLIGHT HOOK UP KIT and PARTS

BL-T	Gas Lamp hook up kit, (copper tubing, copper T fitting, red rubber tubing, brass hose clamps, and instructions).	65.95	set
BL-TR	Red rubber tubing for gas lamp, original style	7.75	foot
BL-TF	Copper T fitting for gas lamp tubing	6.50	each
BL-TC	Hose clamp for gas lamp tubing, brass, 6 per car	5.95	each



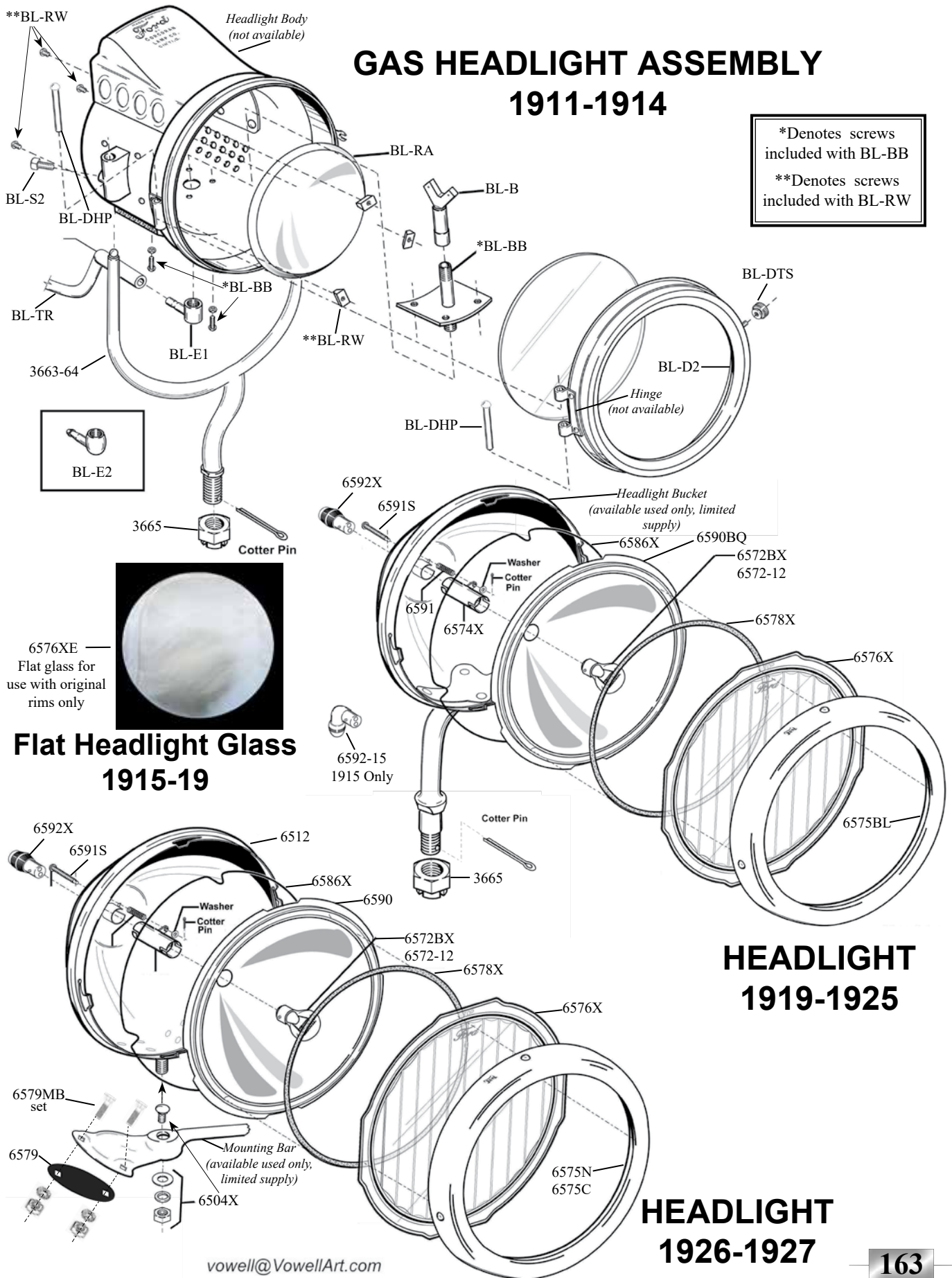
## HEADLIGHT BRACKETS and SET SCREWS

The following brackets measure 7" between the forks, from center to center.

3663-64	Gas headlight brackets, (forks)	1911-14	107.75 pair
3663-4BR	Gas headlight brackets, (forks), polished brass.	1911-14	148.95 pair
3665	Castle nut for headlight brackets and bucket with post	1909-25	1.20 each
BL-S1	Square head set screw, holds headlight to fork, 5/16" thread		2.10 each
BL-S2	Square head set screw, holds headlight to fork, 3/8" thread		2.35 each



# GAS HEADLIGHT ASSEMBLY 1911-1914



## GAS HEADLIGHT BRASS DOORS

BL-D1	Jno Brown brass headlight door only with rivets, 8-31/32" I.D., unpolished, (does not include hinge or latch)	119.95 each
BL-D2	E&J models #656+#666 brass headlight door only with rivets, 8" I.D., unpolished, (does not include hinge or latch)	108.75 each
BL-D3	Corcoran brass headlight door only with rivets, 8-13/16" I.D., unpolished, (no hinge or latch) NOTE: some Victor and Corcoran doors are different sizes, measure yours first.)	96.50 each
BL-D4	Victor brass headlight door only with rivets, 8-15/16" I.D., unpolished, (no hinge or latch)	84.95 each

## GAS HEADLIGHT DOOR NUTS

**NOTE:** Door thumb nuts hold the gas headlight doors closed.

BL-DT1	Headlight door thumb nut, Universal style, Brown, Victor, etc. 12-24 thread	19.95 each
BL-DT2	Headlight door thumb nut, E&J style, 1/4-20 thread	19.95 each
BL-DF	Hinge pin brass finial, 8-32 thread, piece that screws on end of door hinge pin	7.80 each
6920HW	This red fiber washer is a period correct part. It protects the gas headlight door clasp and knurled nut from damage.	1.50 pair
L-FLN	Finial lock nut for hinge pins, Small, round, solid brass finial, 12-24 thread. For Jon Brown, Corcoran and Victor side and tail lights. Used on side and tail light door hinge pins.	6.25 each

## GAS HEADLIGHT DOOR HINGE PIN

BL-DHP	Brass headlight door hinge pin	.95 each
--------	--------------------------------	----------

## GAS HEADLIGHT BURNERS and BURNER BASE

BL-B	Burner fork, standard style burner with a porcelain fork installed on a straight brass stem. Threads onto the burner base, part# BL-BB.	1909-14 59.95 each
BL-BB	Burner base, this is the base the burner fork screws onto. includes two brass mounting screws.	33.95 each

## HALOGEN BULB for GAS HEADLIGHT

BL-H	Halogen bulb replacement for gas burners, 55 watt, 12 volt quartz halogen bulb, Special stainless steel pillar positions H2 Halogen bulb in center of mirror on your original burner base. Hardly noticeable in lamps as wires can be routed through original gas burner hose. Installation and focusing instructions included.	64.95 each
------	---	------------


## GAS HEADLIGHT BURNER ELBOWS

These are the solid, polished brass elbows. They thread onto the burner base (part# BL-BB, not included) and the gas line hose mounts onto them.

BL-E1	Burner elbow, E&J style	26.95 each
BL-E2	Burner elbow, universal straight	27.95 each
BL-E3	Burner elbow, universal angled	27.95 each

## GAS HEADLIGHT REFLECTORS

BL-RA	Reflector for gas headlight, high polished aluminum, replaces glass reflector, hard to distinguish from original when installed.	104.95 each
BL-RW	Reflector wedge, holds reflector, 3 per light	14.25 each
BL-703	Victor Model 2 Reflector retaining lug and screw set of 3	26.75 set
6940HP	Gas Headlight Reflector Pad. This pair of headlight reflector pads are made of high-heat fiberglass. Cushions and insulates the reflector.	27.75 pair
6610	E&J Mirror Retainer for headlight. Mounts inside the headlight bucket and holds the mirror in place. Made of spring steel and powder coated black to resist corrosion. Includes brass mounting screw and washer. Fits E&J Model #666, #66, #656. No name lights on some 1911 cars and Glasco lights used on some 1913-1914 cars.	1909-12 32.95 each





# ELECTRIC HEADLIGHTS

## HEADLIGHT REBUILDING KIT

Includes the most common items needed to rebuild an electric headlight bucket. All you need is your original headlight bucket. Kit rebuilds one headlight. Just add the light bulb of your choice, (6 volt, 12volt, halogen or magneto), see light bulbs page 167.

ALL KITS INCLUDE ONE OF EACH OF THE FOLLOWING:

- Headlight rim
- Rim retaining wire
- Headlight lens
- Lens door gasket
- Best quality headlight reflector
- Light bulb socket
- Wire plug with thimble
- Focus adjusting screw, spring and cotter pin



6500KITBR



6500KITBLE



6500KITBL  
6500KITBC  
6500KITBN

6500KITBR	Brass rim Headlight rebuilding kit. Kit rebuilds one headlight. Includes the flat style glass lens that is sized for the reproduction headlight rim.	1915-16	119.95	each
6500KITBLE	Black rim Headlight rebuilding kit. Kit rebuilds one headlight. Includes the flat style glass lens that is sized for the reproduction headlight rim.	1917-19	109.95	each
6500KITBL	Black rim Headlight rebuilding kit. Kit rebuilds one headlight. Includes the Ford script, H style glass lens, (Also used on TT Ton Trucks)	1919-25	105.95	each
6500KITC	Chrome plated rim Headlight rebuilding kit. Kit rebuilds one headlight Includes the Ford script, H-style glass lens (Chrome is not original but is easier to care for, does not require polishing)	1926-27	104.95	each
6500KITN	Nickel plated rim Headlight rebuilding kit. Kit rebuilds one headlight Includes the Ford script, H-style glass lens (Nickel is original, but some people prefer chrome which is almost identical and does not need polishing.	1926-27	104.95	each

## HEADLIGHT BUCKET, ELECTRIC

3665	Nut for headlight brackets (forks) or bucket with post, castle nut	1909-25	1.20	each
6512	Steel headlight bucket (housing) only with NO glass, reflector or other parts. This is the 1926-1927 style headlight that mounts on the headlight bar.	1926-27	125.00	each

## 1926-27 HEADLIGHT MOUNTING PARTS

6504X	Mounting set for lights to bar, special shape bolts	1926-27	13.95	set
6579	Headlight bar mounting pad, rubber	1926-27	.95	pair
6579MB	Headlight fender mounting bolt set, bolts bar to fenders, also used for headlight buckets that mount to fender.	1926-27	1.65	set



## HEADLIGHT RIM REMOVAL TOOL

1243	Headlight rim removal tool, This is a reproduction of a tool that was originally produced by Ford. It slides over the rivets on the side of the headlight rim and allows you to securely turn the headlight rim to remove it.	1915-27	31.95	each
------	---	---------	-------	------



## ELECTRIC HEADLIGHT RIMS

6575BR	Headlight rim, brass	1915-16	32.95	each
6575BL	Headlight rim, black (The finish on these rims is not perfect. Black painted rims sometimes need to be repainted if you want a perfect finish.)	1917-25	20.95	each
6575C	Headlight rim, chrome plated	1926-27	23.95	each
6575N	Headlight rim, nickel plated	1926-27	24.75	each



## ELECTRIC LIGHTS, Continued

### HEADLIGHT LENS AND LENS GASKET

6576XE	Headlight lens, clear flat glass as original, for use with ORIGINAL headlight rims only.	1915-21	19.95	each
6576XE-RE	Headlight lens, clear flat glass as original, for use with REPRODUCTION headlight rims only.	1915-21	26.95	each
6576X	Headlight lens, Ford script, H style	1919-27	16.95	each
6578X	Headlight lens door gasket	1915-27	1.95	each



6576XE



Original style tab



6576E-RE



Reproduction style tab

### HEADLIGHT REFLECTOR

6586X	Headlight reflector spring	1915-27	4.25	each
6590	Headlight reflector, chrome plated	1915-27	33.95	each
6590BQ	Headlight reflector, Best Quality, Highly Reflective. Made to original shape from Ford drawings. Has a highly reflective vacuum metalized aluminum finish with 92-98% reflectability. (Chrome reflectors have only 65-70% reflectability.)	1915-27	37.95	each



6576X



6578X



6586X



6590  
6590BQ

### HEADLIGHT FOCUS SCREW and SPRING

6591	Headlight focus screw spring	1915-27	.35	each
6591S	Headlight focus screw, DRILLED for cotter pin	1915-27	.45	each
6591SBQ	Headlight focus screw set, includes drilled screws, springs and cotter pins. Duplicate of originals. The screw passes through the headlight bucket and into the tab on the thimble socket (# 6574X). The cotter pin prevents this screw from being backed out of the threaded tab which would force you to re-align the screw and tab. 6 piece set for both lights	1915-27	1.75	set

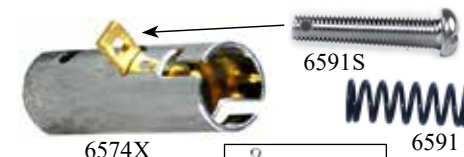
### HEADLIGHT THIMBLE SOCKET

NOTE: Headlight sockets attach to the back of the headlight buckets. The thimbles, part# 6592-15 and 6592X fit into these parts.

6574X	Headlight socket, double contact	1915-27	11.25	each
-------	----------------------------------	---------	-------	------

### HEADLIGHT PLUGS with THIMBLES

6592-15	Headlight plug with thimble, right angle, double contact. Exact reproduction of rare headlight plug. Used with a socket that has the tab for the adjusting screw located in the 12 o'clock position when mounted to the headlight bucket. (NOTE: For headlight sockets that have the tab on the side use part# 6592-15XB.)	1915-17	43.95	each
6592-15XB	Headlight plug with thimble, right angle, double contact. Exact reproduction. Used with a socket that has the tab for the adjusting screw located in the 9 o'clock position when mounted to the headlight bucket. For use when using later headlight buckets made from 1918-25 on your 1915 Model T.	1915-17	45.95	each
6592X	Headlight plug with thimble, double contact	1917-27	9.50	each
6593	Light plug with thimble, single contact		9.95	each



6574X

6591S

6591



6591SBQ



6592-15



6592-15XB



6592X -DOUBLE CONTACT



6593 -SINGLE CONTACT

### HEADLIGHT WIRE BUSHINGS

2122X	Headlight wire bushing. These bushings insert into the hood shelf headlight wire holes and prevents damage to the wires. Sold as one pair.	1917-25	4.95	pair
-------	--	---------	------	------

### HEADLIGHT SWITCH

6589X	Push/Pull headlight switch. Mounts on the firewall. Excellent reproduction, just like the originals	1915-17	53.50	each
-------	---	---------	-------	------



6589X



2122X

## LIGHT BULB PLIERS

**BULBTOOL** Light bulb pliers. A convenient tool for removing broken, brittle or corroded bulbs from sockets. For various sizes of bulbs 21.95 each



BULBTOOL

## HALOGEN HEADLIGHT BULBS

Halogen bulbs provide a brighter light than the standard bulbs, (roughly twice the light), with no added current drain. These bulbs are a direct replacement for the original style bulbs and do not require any special sockets and do not alter the look of your vehicle. Quartz glass for long life. Easy installation, instructions included.

6572HAL6	Halogen bulb for headlight. 6 volt, 25/25 watts	26.95	each
6572HAL12	Halogen bulb for headlight. 12 volt	26.95	each



6572HAL6  
6572HAL12

## HALOGEN BULBS

6H-50	Halogen tail lamp bulb, 50 watt, single contact, 6 volt, (straight pins).	11.95	each
6H-20	Halogen tail lamp bulb, 20 watt, single contact, 6 volt, (straight pins)	13.00	each
6H-DC-TL	Halogen tail lamp bulb, 55/5 watt, double contact, 6 volt, (straight pins)	24.95	each
6H-55-5	Halogen tail lamp bulb, 55/5 watt, double contact, 6 volt, (offset pins)	24.95	each
12H-50	Halogen tail lamp bulb, 50 watt, 12 volt, straight pins, single contact	22.95	each
12H-20	Halogen tail lamp bulb, 20 watt, 12 volt, straight pins, single contact	10.75	each
12H-DC-TL	Halogen tail lamp bulb, 55/5 watt, 12 volt, straight pins, double contact	25.95	each
12H-55-5	Halogen tail lamp bulb, 55/5 watt, 12 volt, offset pins, double contact	25.95	each



A-DBL-6  
A-DBL-12

HALOGEN  
BULBS

6572BX  
6572  
6572-12

6-21CP

## MAGNETO HEADLIGHT BULB

6572	Magneto Headlight Bulb, double contact. For use with magneto powered headlights only. (NOTE: This is NOT for use with 6 or 12 volt batteries.) 2" tall, (Height of glass only is 1-1/4")	1915-19	4.25	each
------	--	---------	------	------

## LIGHT BULBS, 6 Volt

6572BX	Headlight bulb, 50-32 c.p., 6 volt, double contact, used on cars with starter and generator, straight pins (not for cars running headlights off magneto), 2-1/8" tall, (Height of glass only is 1-1/4")	1.35	each
6-2CPM	Miniature 2 c.p. light bulb, single contact, 6 volt (straight pins), 3/4" tall, (Height of glass only is 15/32")	1.50	each
6-3CP	3 c.p. Light bulb, single contact, 6 volt, (straight pins), 1-1/4" tall, (Height of glass only is 9/16")	.75	each
6-21CP	21 c.p. Light bulb, single contact, 6 volt, (straight pins), 1-15/16" tall, (Height of glass only is 1-1/8")	.85	each
6-21CPD	21-3 c.p. Light bulb, double contact, 6 volt, (off-set pins), 1-15/16" tall, (Height of glass only is 1-1/16")	.75	each
6-DC-TL	21-3 c.p. Light bulb, double contact, 6 volt, (straight pin), 1-15/16" tall, (Height of glass only is 1-1/8")	1.25	each
6-DC-TLM	21-6 c.p. light bulb, double contact, 6 volt, (offset pins). 1-5/16 tall, (height of the glass only is 5/8".)	1.50	each
A-DLB-6	Dash light bulb, 6 volt, double contact single filament 3cp. For use in some types of dash lamps and vintage trouble lights which are not grounded through the socket, 1-5/16" tall, (Height of glass only is 5/8")	.50	each

## LIGHT BULBS, 12 Volt

6572-12	Headlight bulb, 12 VOLT., double contact, fits standard Model T socket (straight pins), 2-1/2" tall, (Height of glass only is 1-3/8")	1.25	each
12-2CPM	Miniature 2 c.p. light bulb, single contact, 12 volt (straight pins), 3/4" tall, (Height of glass only is 15/32")	.90	each
12-3CP	4 c.p. Light bulb, single contact, 12 volt, (straight pins), 1-1/4" tall, (Height of glass only is 9/16")	.75	each
12-21CP	21 c.p. Light bulb, single contact, 12 volt, (straight pins), 1-15/16" tall, (Height of glass only is 1-1/8")	.95	each
12-DC-TL	6-21c.p. Light bulb, double contact, 12 volt, (straight pin), 1-15/16" tall, (Height of glass only is 1-1/8")	.75	each
12-21CPD	21-3cp Light bulb, double contact, 12 volt, (off set pins), 1-15/16" tall, (Height of glass only is 1-1/8")	.60	each
A-DLB-12	Dash light bulb, 12 volt Double contact single filament 3cp. 1-5/16" tall, (Height of glass only is 5/8")	.50	each

Used and NOS Parts  
Call for Availability

*Lang's*

Technical Support  
978-939-5500

167





## SIDE and TAIL LAMP CHIMNEY TOPS

SL-TA	Jno Brown #100, solid brass, stamped markings	89.95	each
SL-TB	Jno Brown #105, solid brass, stamped markings	89.95	each
SL-TI	Jno Brown #110, solid brass	89.95	each
SL-T	Jno Brown #115, solid brass	89.95	each
SL-TEJP	E&J, brass, stamped "patent pending."	69.95	each
SL-TEJ	E&J, solid brass, markings stamped "pat. 1908"	69.95	each
6958-8	Side light top, brass, stamped E&J Model 8	1915	79.95 each
6958-9	Tail light top, brass, stamped E&J Model 9	1915	79.95 each



## SIDE and TAIL LIGHT FONTS

SL-F1	Jno Brown side lamp font, solid brass.	189.00	each
SL-F2	E&J lamp font, solid brass	189.00	each
SL-F3	Victor lamp font, solid brass	189.00	each
SL-F4	Corcoran lamp font, solid brass	189.00	each



## SIDE and TAIL LIGHT DOOR FINIAL NUT

L-FLN	Finial lock nut for hinge pins, Small, round, solid brass finial, 12-24 thread. For Jon Brown, Corcoran and Victor side and tail lights. Used on side and tail light door hinge pins.	6.25	each
-------	---	------	------

SL-F1  
SL-F4

## JON BROWN FONT THUMB NUT

SL-F1TH	Thumb nut for Jon Brown font. Solid brass knurled nut. holds font in place.	17.95	each
---------	---	-------	------



## SIDE and TAIL LAMP BURNER with WICK

SL-B	Burner with wick, E&J style, exact copy of original, used on all E&J side and tail lights. Bayonet style base. Includes the nickel plated cover and wick installed. Has "E & J Detroit" logo on the wick adjusting wheel.	1909-14	169.95 each
SL-BRB	Jno Brown and Universal style with threaded style base. Includes the nickel plated cover, brass stem for adjusting wick height and has wick installed. Excellent reproduction.	1904-14	169.95 each

L-FLN



SL-F1TH

SL-F3

## OIL LAMP WICK

6392X	Oil lamp wick, braided cotton, 1/2" x 8"	1909-14	.70 each
6392XB	Oil lamp wick, steel bowl, these are a little smaller than the others and fit better in black lamps, braided cotton, 3/8" x 8".	1915-25	.45 each

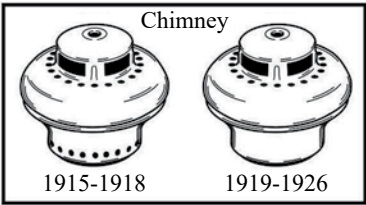
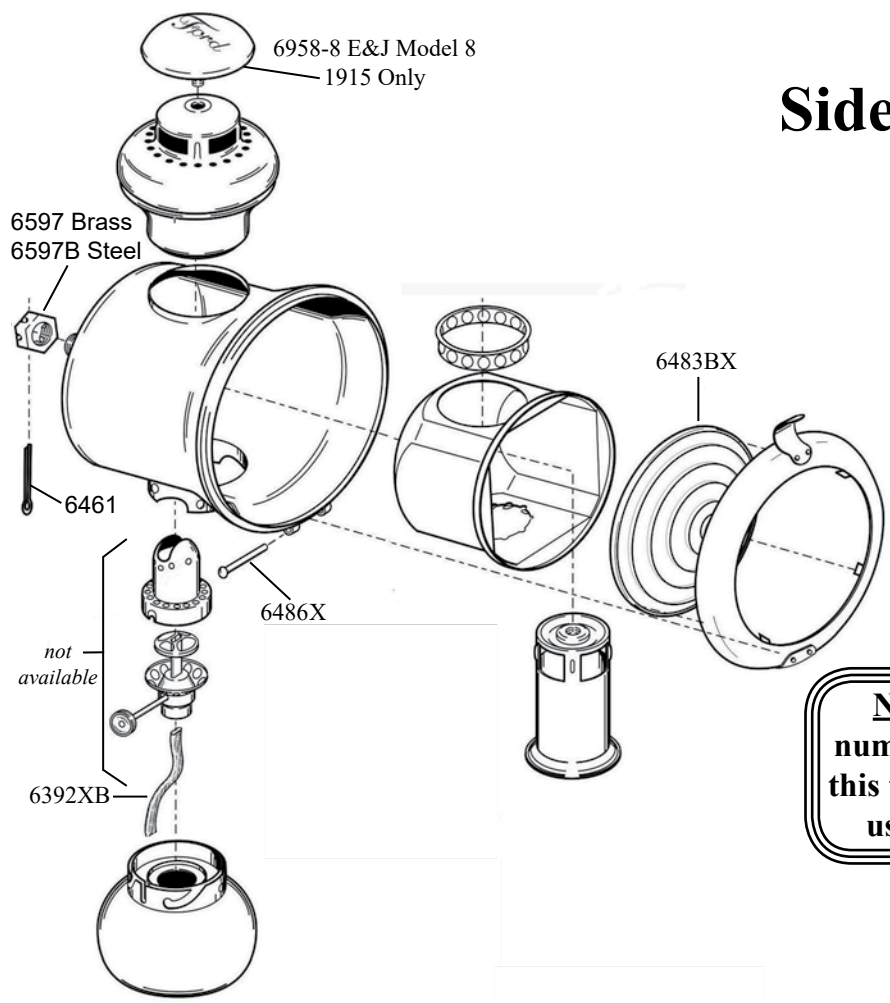


SL-B

SL-BRB

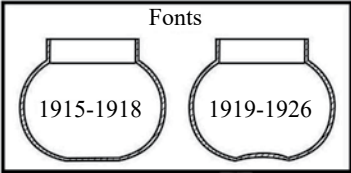
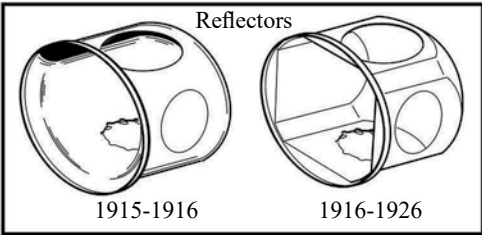
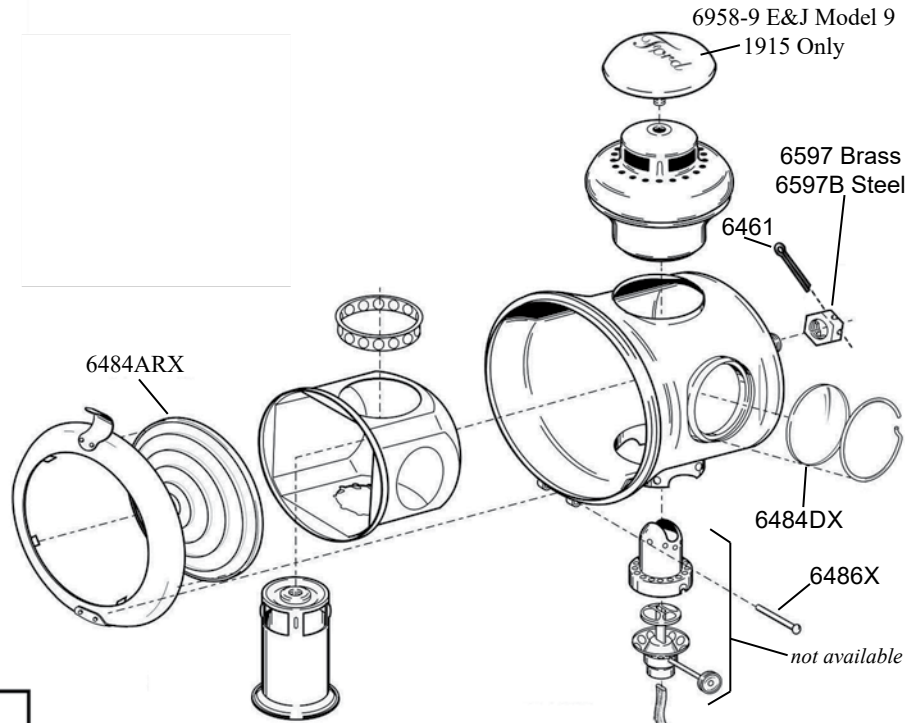
6392X  
6392XB

# 1915-1926 Side Light Assembly



**NOTE:** The items with no part number are not being reproduced at this time. We have a rotating stock of used parts. Call for Availability.

# 1915-1925 Tail Light Assembly





## LENS, for OIL SIDE and TAIL LAMPS

6956G	Side lamp glass, new, 3-1/2 square with a 1/2" wide bevel. Exact copy that was used on most E&J, Jno Brown, Victor, Corcoran, and others. Customers should verify the size needed before ordering. Should fit all T lights, except for the early 1909 larger three tier E&J side lights	1909-14	42.90	each
6483BX	Oil side light lens, clear white, 3-11/16" diameter.	1915-27	9.75	each
6484ARX	Oil tail light lens, red, 3-11/16" diameter.	1915-27	9.65	each
6484DX	Oil tail light clear lens, for side of lamp, 2-1/8" diameter.	1915-24	7.95	each
6484DXR	TT Truck red taillight lens, for model "O" oil taillight, 2-1/8" diameter.	1924-27	7.95	each



6956G



6484ARX

6483BX



6484DXR



6484DX

## OIL LAMP MOUNTING CASTLE NUTS

6561	Brass cotter pins for oil side lights and tail light.	.75	set
6597	Castellated nut, brass. Special shape slotted nut for mounting oil lights, 3/8-24 thread, originally painted black on most cars.	1915-18	1.95 each
6597B	Castellated nut, steel. For mounting oil lights	1919-27	.85 each

## DOOR and HINGE PIN for SIDE and TAIL LIGHT

6957BR	Door for Side and Tail Light. Solid brass oil light door fits both side and tail lights. Includes hinge pin, just add glass and install. Originally used in 1915, but will fit any 1915-1927 oil light. NOTE: Glass not included. The red tail light glass lens is part# 6484ARX. The clear side light lens is part# 6483BX	1915-27	79.95	each
6486X	Door hinge pin for oil side lamp and tail lamp, steel.	1915-27	.75	each



6957BR

## TAIL LIGHTS, Electric, Brass

T-STOP-BR	BRASS electric tail light. Beautiful polished brass reproduction. The word "STOP" appears on the red lens when lit. This mounts onto any flat spade style tail lamp bracket. NOTE: This bracket is mounts onto the spade arm of one of the following brackets: 3660, 3660A, 3660B, 3660BBR, 3660ABR, or your original pin style bracket	1909-16	142.95	each
-----------	---	---------	--------	------



6561

6597

6597B

6486X



8786BX

8786BS

8786CX

## TAIL LIGHTS, Electric, Black

6593TL-R	Electric tail light assembly, complete. For passenger's side of car. Double contact so you have the option to wire light for either turn signals or stop light. Powder coated black	1919-25	39.95	each
6593TL-L	Electric tail light assembly, complete. For driver's side of car. This light has a clear lens on side to light the license plate. Double contact so you have the option to wire light for either turn signals or stop light. Powder coated black	1919-25	39.95	each
8786BX	TAIL LIGHT, complete with license plate bracket, ready to bolt on. This is an Excellent reproduction. It mounts on the spare tire bracket.	1924-25	63.50	each
8786CX	TAIL LIGHT, complete with license plate bracket, and mounting bracket, ready to bolt on. Excellent reproduction	1926-27	63.50	each



T-STOP-BR



6593TL-L

## TAIL LIGHT BRACKETS & BOLT SETS, 1926-27

8786BS	Bolt set for mounting tail light	1926-27	1.35	set
8785L	Fender to tail light bracket, Left. Use with backing plate #8785PL. Mounts 1926-27 Ford Drum style stop light or reproduction light # 8786CX.	1926-27	10.50	each
8785R	Fender to tail light bracket, Right, use with backing plate #8785PL. Mounts 26-27 Ford Drum style stop light or reproduction light # 8786CX.	1926-27	10.50	each
8785PL	Backing plate, for use the brackets Part# 8785R and 8785L. Mounts 26-27 Ford Drum style stop light or reproduction light # 8786CX.	1926-27	8.50	each



6593TL-R



8785L

8785PL



## ACCESSORY TAIL LIGHT BRACKET

3660TL Accessory tail light bracket. A great safety item! This bracket attaches to the top saddle arms on any touring or roadster and allows you to easily mount electric tail lights or turn signals (part#6593TL-R). Made of ductile iron and powder coated black. 1909-27 37.95 each



6484BRX



6484CLX



6445C



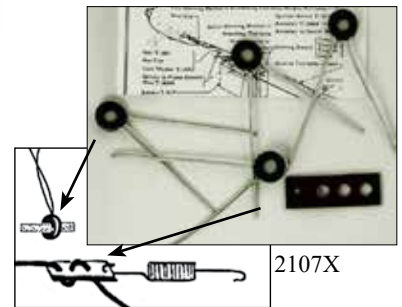
6484CX

## TAIL LIGHT LENS

6445C	Tail light lens, cup style for stock T tail light, used with Part# 6484CX, red celluloid lens.	1924-27	9.75 each
6484BRX	Electric tail light lens, red, 3" diameter.	1919-25	8.95 each
6484CLX	Clear celluloid tail light lens.	1919-25	.50 each
6484CX	Red celluloid lens for stock T tail light, used with Part# 6445C	1924-27	1.35 each

## ELECTRIC TAIL LIGHT PARTS

2107X	Tail light wire support clip set. 6 piece set includes 4 wired grommets and the fiber retainer and spring that holds the wire by the tail light body.	1919-27	22.50 set
6406X	Tail light lens retainer wire	1919-25	.95 each
6404BX	Retainer wire for stock T tail light. This is the wire clip that holds the cup lens (#6445C), red celluloid lens and metal housing onto the license plate bracket	1924-27	4.00 each
6495DX	Tail light socket, double contact.	1919-25	17.95 each
6593	Light plug with thimble, single contact.		9.95 each
14461	Male wiring connector end for tail light. Bullet end that plugs into female wire connector. Sold each.	1924-27	.25 each
14487	Female wire connector, 10 per set. Single female connector allows male wires to plug in from each end. Use with Part# 14461	1924-27	3.45 set



## TAIL LIGHT GASKETS

6414BX	Lens gasket for stock T tail light	1924-27	.30 each
8785G	Stop light gasket set, fits 26-27 Ford Drum style stop light	1926-27	2.25 set

## TURN SIGNAL/STOP LIGHT KITS

### IMPORTANT NOTE:

These days directional signals are an important, long overdue safety accessory for T's. Most people are no longer taught hand signals in Driver Education classes, leaving a lot of people who have no clue why you are hanging your arm out and waving. Even if they do understand signals, it's difficult to make hand signals with Model T windows rolled up or side curtains on.

### “Hidden” Turn Signal/Stop Light Switch Kit.

“Hidden” Turn Signal/Stop Light Switch Kit. Easy to install (can be hidden out of sight and is easily removed for Judging)! Uses the existing lights on your car or you can add lights. Switch mounts on any bolt or can be mounted on any surface, attaches with industrial Velcro and drilling is not required! Regulates turn signal with the brake light just like a modern car. A buzzer signal sounds when in use. This kit does not include the lights or wiring.



T-SIGN-H6	“Hidden” Turn Signal Switch Kit. For 6 volt systems.	1909-27	179.95	kit
T-SIGN-H12	“Hidden” Turn Signal Switch Kit. For 12 volt systems.	1909-27	179.95	kit

## BRIGHT LED TURN SIGNAL/STOP LIGHTS

T-LEDR6	Red, bright, LED Directional or Stop Light on a steel bracket that can easily mount to bumper bolts, frame, body or any flat surface on your car. 6 volt	37.50	each
T-LEDA6	Amber, bright, LED Directional or Stop Light on a steel bracket that can easily mount to bumper bolts, frame, body or any flat surface on your car. 6 volt	37.50	each
T-LEDR12	Red, bright, LED Directional or Stop Light on a steel bracket that can easily mount to bumper bolts, frame, body or any flat surface on your car. 12 volt	37.50	each
T-LEDA12	Amber, bright, LED Directional or Stop Light on a steel bracket that can easily mount to bumper bolts, frame, body or any flat surface on your car. 12 volt	37.50	each



T-LEDR6  
T-LEDR12



T-LEDA6  
T-LEDA12



T-SIGN-CM

## TURN SIGNAL/STOP LIGHTS and SWITCH SET

These days directional signals are an important safety accessory for T's.

This kit includes Signal Stat-switch, top quality flasher, flasher socket and inline fuse plus instructions. It is the best on the market. USA made switch. Has built-in green indicator lamps for turn signals & red lamp to indicate when hazard flashers are on. Does not include the wiring.

T-SIGN-6KIT	Turn signal kit, with round lights, 6 volt	1909-27	119.95	kit
T-SIGN-12KIT	Turn signal kit, with round lights, 12 volt	1909-27	124.00	kit
T-SIGN-SW6	Turn signal kit, WITHOUT lights, 6 volt	1909-27	75.95	kit
T-SIGN-SW12	Turn signal kit, WITHOUT lights, 12 volt	1909-27	75.95	kit



T-SIGN-6KIT

## TURN SIGNAL SWITCH

T-SIGN-CM	Turn signal switch assembly, universal mount, clamps on steering column with no drilling or cutting, Chrome plated	1919-27	19.50	each
-----------	--	---------	-------	------


## STEERING COLUMN ADAPTER

- for Signal Switch

T-SIGNADP	Turn Signal Adapter for steering column. Has a special notch for the wiring to pass through. This adapter allows you to securely mount a modern turn signal lever to a Model T steering column, non or which are round.	1909-27	7.50	each
-----------	---	---------	------	------

## TURN SIGNAL BEEPER

T-SIGN-BEEP	Turn Signal Beeper. This small beeper can be wired to your turn signal lever to alert you when the lever is activated. Instructions and wire ties included. Works on 6 or 12-volt	1909-27	8.45	each
-------------	---	---------	------	------



T-SIGN-SW6  
T-SIGN-SW12

## FLASHER for TURN SIGNALS

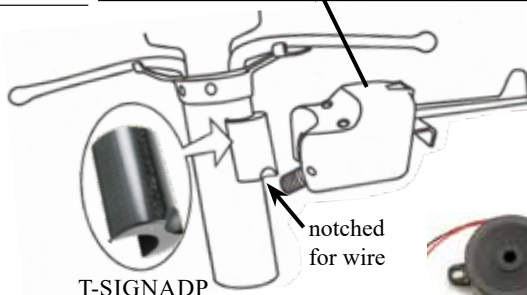
T-SIGN-F6	Turn signal flasher unit, 6 Volt	1909-27	4.75	each
T-SIGN-F12	Turn signal flasher unit, 12 Volt	1909-27	5.00	each
T-SIGN-FA	Turn Signal Flasher Socket & Pigtail wires. Three prong adapter with 11" wiring. For use with part# T-SIGN-F6 and T-SIGN-F12	1909-27	2.50	each



6495D



6495BR



T-SIGNADP

notched for wire



T-SIGN-BEEP

## TAIL LIGHT to STOPLIGHT CONVERSION

6495D	Socket for converting standard 1919-23 taillights into double contact stop/taillight assembly. Use with Use with #6-DC-TL 6-volt bulb or 12-DC-TL 12-volt bulb. These are double contact bulbs with straight pins.	1919-23	12.95	each
6495BR	Socket for converting standard 1924-27 taillights into stop/taillight assembly. Use with #6-21CPD 6-volt bulb or 12-21CPD 12-volt bulb, offset pins	1924-27	12.75	each



T-SIGNFA



T-SIGN-F6  
T-SIGN-F12

## ROUND LIGHTS

**T-LIGHTR** Light. Red lens, black housing, single element. Round, 2-1/2" in diameter. 12 volt bulb installed. To convert to 6 volt change to a 6 volt bulb 1909-27 13.75 each

**T-LIGHTA** Light. Amber lens, black housing, single element. Round, 2-1/2" in diameter. 12 volt bulb installed. To convert to 6 volt change to a 6 volt bulb 1909-27 13.75 each



## RECTANGLE LIGHTS

**T-LSSA** Light. This light is single element and is for use for one purpose only, not a combined tail/stop light. Rectangle, 1-3/4" light, amber lens, chrome housing, single element, 12 volt bulb installed. To convert to 6 volt use a 6 volt bulb. 1909-27 11.25 each

**T-LSSR** Light. This light is single element and is for use for one purpose only, not a combined tail/stop light. Rectangle, 1-3/4" wide rectangle light, red lens, chrome housing, single element, 12 volt bulb installed. To convert to 6 volt use a 6 volt bulb. 1909-27 11.25 each

**T-LDSR** Light. The double contact light is for dual purpose use. For example tail/stoplight in one light. Rectangle, 2-1/2" light, red lens, chrome housing, double element, 12 volt bulb installed. To convert to 6 volt use 6 volt bulb. 1909-27 12.95 each

**T-LDSA** Light. The double contact light is for dual purpose use. For example tail/stoplight in one light. Rectangle, 2-1/2" light, amber lens, chrome housing, double element, 12 volt bulb installed. To convert to 6 volt use 6 volt bulb. 1909-27 12.95 each

**6-2CPM** Miniature Bulb, 6 volt, single contact, 2 candle power, straight pins (pins are directly across from each other). 3/4" tall from base to top of glass. For use with accessory tail lights (T-LSSA, T-LSSR, T-LSRA and T-LSRR) 1909-27 1.50 each



## STOPLIGHT SWITCH and WIRES

**3158HD** This brake light switch is designed especially for Model T's. Comes with a heavy duty 60 amp sealed switch that can handle 2 brake lights, works on 6 or 12 volts, Mounts on the BACK of the transmission cover, allowing full access to the transmission door. Unlike other stoplight switches, this one uses a spring to prevent wear and damage to the bracket and switch as you push down hard on the brake. Easy to install and adjust, durable powder coated black mounting bracket. Will also work with Rocky Mountain Brakes and Ruckstell shifters. Instructions included. 1909-27 36.50 each


**3158XS** Stoplight switch, original style, clamps on bendix cover. A must for show cars. Marginal reliability 1909-27 31.50 each

**3158RS** Stoplight switch with instructions, non-original style, mounts on transmission door cover. 1909-27 17.50 each

**3158FM** Stoplight switch, replacement style, mounts on frame. This switch mounts out of the way which allows easy access to the transmission bands without removing wires. No holes are drilled in frame, clamps onto the top of the frame rail. Heavy duty switch. 1909-27 33.25 each

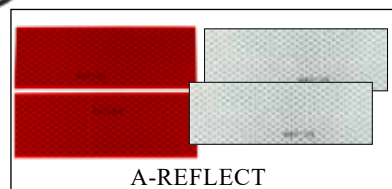
**5014SLW** Stoplight wires, black wire from terminal block to switch and from the switch to the light 1909-27 13.50 set

**5042W** Black wire, 14 gauge, cloth covered, sold by the ft. Used for lights, horn, accessories and more 1915-27 .95 foot



## MAGNETIC SAFETY REFLECTOR SET

**A-REFLECT** Magnetic, Removable Reflectors, set of 4. 5-3/4" X 2". Includes 2 red and 2 white reflectors. Make your car more visible at night even with the lights on. Great safety item for night driving. Plus can be removed while at car shows. 1909-27 23.95 set



## LICENSE PLATE BOLTS "SAFETY Reflectors"

Great safety item. Used for fastening license plates and tags on cars, (or anything!) Corrosion resistant hardware. Make your car more visible on the way home at night.


**REFL-R** Red Reflector license plate bolts. Head of bolt is a reflector. 1909-27 1.00 pair

**REFL-A** Amber Reflector license plate bolts. Head of bolt is a reflector. 1909-27 1.00 pair





# WINDSHIELD FRAMES



**Tech Tip:** If using 3/16" glass or lexan, use with a brass setting channel. If using 1/4" glass or lexan, use urethane or setting tape (part# 7850GT) and do not use a brass setting channel.

**NOTE:** These windshield frames are excellent reproductions of the original style frames. They are made of solid, highly polished brass with correct rounded corners. These brass frames include brass glass channel, filler blocks, and glass clamps.

78201	Brass windshield frame, open car, both halves are 13-3/4" high and 41-1/2" wide.	1909-10	495.00	set
78201B	Brass windshield frame, open car, top half is 12-3/4" high, bottom half is 14-3/4" high, and both halves are 41-1/2" wide.	1911-12	475.00	set
78201S	Brass windshield frame, open car, both halves are 12-3/4" high and 41-1/2" wide. Fits torpedo roadsters, also recommended for speedsters.	1909-27	528.95	set
78202CC	Windshield center channel set, dividers for between windshield halves. For windshields that fold towards the rear of the car, steel as original	1914	129.95	set

**NOTE:** The following are excellent reproductions of the original style frames. They do not include glass channel, glass clamps, filler blocks or rubber. Before painting or drilling new frame always verify the fit first. Modified frames cannot be returned.

78202	Windshield frame, steel, open car	1913-14	350.00	
78202A	Windshield frame, steel, open car, 3 piece lower frame	1915-16	295.00	
78203	Windshield frame, steel, open car	1917-22	319.95	
78204	Windshield frame, steel, open car	1923-25	295.00	
78205	Windshield frame, steel, open car	1926-27	435.00	
78206	Windshield frame, closed car, aluminum, coupe and tudor	1926-27	389.95	
78207	Windshield frame, steel, TT C-cab	1924-27	319.95	

## LOWER WINDSHIELD FRAME ONLY

Note: The following frames do not include glass channel or filler blocks

WS-LHALF2	Lower half of frame only, steel, open cars	1913-14	155.00	
WS-LHALF2A	Lower half of frame only, steel, open cars	1915-16	155.00	
WS-LHALF3	Lower half of frame only, steel, open cars	1917-22	155.00	
WS-LHALF4	Lower half of frame only, steel, open cars	1923-25	155.00	
WS-LHALF5	Lower half of frame only, steel, open cars	1926-27	235.00	

## UPPER WINDSHIELD FRAME ONLY

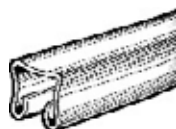
Note: The following frames do not include glass channel or filler blocks

WS-UHALF2	Upper half of windshield frame only, steel, open cars	1913-14	155.00	
WS-UHALF2A	Upper half of windshield frame only, steel, open cars	1915-16	155.00	
WS-UHALF3	Upper half of windshield frame only, steel, open cars	1917-22	155.00	
WS-UHALF4	Upper half of windshield frame only, steel, open cars	1923-25	155.00	
WS-UHALF5	Upper half of windshield frame only, steel, open cars	1926-27	210.00	

## WINDSHIELD GLASS CHANNEL

Windshield channel, for open cars, fits between glass and windshield frame

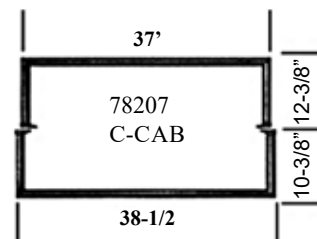

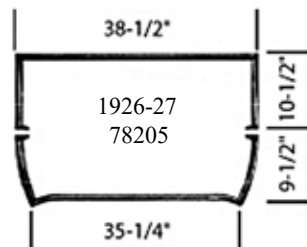
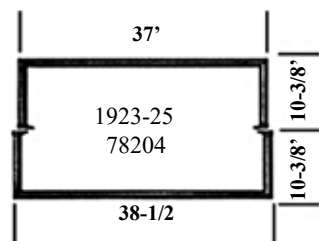
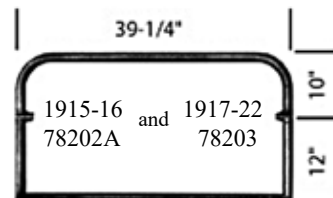
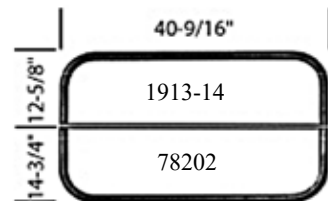
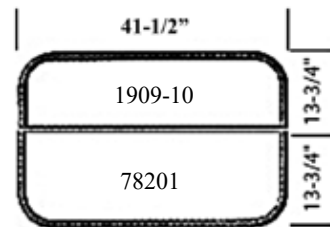
78501	Brass windshield channel	1909-12	259.95	set
78502	Brass windshield channel	1913-14	265.00	set
78503	Brass windshield channel	1915-16	259.95	set
78504	Brass windshield channel	1917-22	259.95	set
78505	Brass windshield channel	1923-25	117.00	set
78506	Brass windshield channel, TT C-cab	1924-27	115.50	set



Windshield Channel


NOTE: 1926-27 windshield frames use no channel

78500FT	Windshield channel, brass, straight pieces, sold by the foot (maximum shipping length of 6' per piece.)	1909-27	11.95	foot
7850GT	Glass setting cloth tape. For mounting the glass in the window frame. One side is self-adhesive, black.	1926-27	9.75	each



## WINDSHIELD FILLER BLOCKS

7803A	Windshield filler block set, aluminum, not drilled or tapped	1909-14	19.60	set
7803B	Windshield filler block set, aluminum, not drilled or tapped	1915-22	23.50	set
7803C	Windshield filler block set, aluminum, not drilled or tapped	1923-25	19.60	set
7803D	Windshield filler block set, aluminum, not drilled or tapped	1926-27	19.60	set
7803TT	TT C-cab windshield filler block set, alum, not drilled or tapped	1924-27	21.75	set



3634DB



3634DBMB

## WINDSHIELD to DASH BRACKETS

3634DB	Dash brackets, brass, for 2 piece dash.	1909-11	25.50	set
3634DBMB	Dash bracket mounting screw and nut set, (round head), brass, use for mounting 3634DB, 13 piece.	1909-11	6.50	set
3634DW	Dash to windshield brackets, brass. Used to hold the windshield frame to the firewall.	1909-11	18.50	set
3635DWBR	Dash to windshield brackets, brass. Used to hold the windshield frame to the firewall.	1912-14	18.50	set
3635MBR	Dash bracket mounting screw and nut set, (round head), brass, use for mounting 3634DW and 3635DWBR, 8 piece.	1909-14	5.25	set
3635NOR	Dash bracket mounting nut set, Original style. These washer faced, brass nuts hold the brass windshield brackets to the firewall. They are a special thread and size nut. Set of 4. Used with part# 3634DW and 3635DWBR.	1913-1914	27.95	set
3635DWS	Dash to windshield brackets, steel.	1912-14	26.50	set
3635MS	Dash bracket mounting screw and nut set, (round head), steel, use for mounting 3635DWS, 8 piece.	1912-14	2.50	set



3634DW



3635NOR



3635DWBR



3635MBR



3635DWS



3635MS

## WINDSHIELD HINGE PARTS

351000	Windshield wing nuts, chrome, open cars. Used on the windshield frames at pivot points. (1923-25 used 2. 1926-27 used 4.)	1922-27	3.55	each
37158	Windshield stud and nut set. (1923-25 used 1 set, 1926-27 used 2 sets).	1921-27	6.95	set
3827X	Top buckle loop, mounts on windshield hinge bolt, top to windshield strap buckle hooks on this.	1915-22	9.75	pair
7816	Windshield frame cone, chrome plated	1923-27	3.50	each
7818-19B	Windshield hinge assembly, brass, complete.	1911-13	66.95	pair
7818-19CC	Windshield Hinge, Steel, Coupe & Tudor. These are steel windshield hinge for coupe and tudor only. Bolts between the top of the windshield and the top windshield frame. NOTE: You will have to drill the holes for mounting hardware and cut the end tapers to fit your individual car.	1926-27	149.95	each
7818-19W	Windshield Hinges for Wooden Windshields. Bolts on depot hack and wooden truck bodies. Stamped steel, Powder Coated Black.	1909-27	115.00	pair
7818S	Windshield frame to hinge screw, brass.	1909-12	.55	each
7818ST	Windshield frame screw, Special round head screw, steel. Used to fasten the hinges to the frame or the posts (stanchions) to the frame, depending on the year of the car. 1913-16 uses 8, 1917-22 uses 12 and 1923-25 uses 2.	1913-25	.40	each
7819A	Hinge pin bolt, spring and nut set. This is the hinge pin bolt, spring and nut set that goes in the center of hinges. It is an excellent copy of the original style. 8 piece set, includes 2 brass nuts and 2 steel nuts as the original did.	1909-13	41.50	set
7819B	Hinge pin bolt, spring and nut set. This is the hinge pin bolt, spring and nut set that goes in the center of hinges. It is an excellent copy of the original style. 6 piece set, includes 2 steel nuts as the original did.	1914	29.95	set
7819C	Hinge pin bolt, spring and nut set. This is the hinge pin bolt, spring and nut set that goes in the center of hinges. It is an excellent copy of the original style. 6 piece set, includes 2 brass nuts as the original did.	1915-16	30.50	set
7819D	Hinge pin bolt, spring and nut set. This is the hinge pin bolt, spring and nut set that goes in the center of hinges. It is an excellent copy of the original style. 6 piece set, includes 2 steel nuts as the original did.	1917-22	28.95	set
7818N	Windshield hinge slotted nut only, brass.	1914-17	3.75	each
7822ADJ	Windshield adjuster body for hinge, Spring loaded center.	1914	49.95	each



37158

7816

351000

3827X

7818-19W

7818S  
7818ST

7818N

7818-19B

7819A

7819B

7819C

7819D

7822ADJ

## TOP to WINDSHIELD CLAMPS

- 3588 Top clamp with thumb screw, steel, Original style, fastens to front top bow and clamps onto windshield post. NOTE: These are already included with the top iron and bow assemblies Part Numbers 7941A through 7941F 1922-27 57.95 pair
- 3588B Thumb screw only, for above top clamps, part# 3588. 1922-27 5.75 each



## WINDSHIELD SUPPORT RODS

- 78201AS "Automatic" Mezger windshield spring, brass plated. 1909-10 17.95 pair
- 7821ST-14 Windshield support rods, steel, supports windshield from hinge down to top edge of body. 1914 144.95 pair
- 7822 Stay rod clip, hardened steel, plate to hold 1913-1914 windshield support rods to the body. This special clip fits in the grooves at the lower end of the 7821ST-14 support rods so they don't slide out of adjustment. 2 per car 1913-14 16.95 pair



## WINDSHIELD STANCHIONS

- 7837-8 Windshield stanchions, duplicate of original, Excellent quality 1926-27 169.95 pair



## "WINDWING BRACKETS" on page 210

## GLASS CLAMPS

- 7824BR Windshield glass clamp, brass 1909-12 5.95 each
- 7824 Windshield glass clamp 1915-22 6.50 each
- 7824B Windshield glass clamp 1923-25 4.75 each
- 7824C Windshield glass clamp 1926-27 4.95 each
- 7824SA Flat head screw for glass clamp. Brass 10-32 X 3/4" 1909-12 .20 each
- 7824SB Flat head screw for glass clamp. Brass 12-24 X 5/8" 1909-12 .35 each



## CLOSED CAR WINDSHIELD PARTS

- 4547S Pivot bolt and nut set, closed car (set for one car) 1926-27 2.35 set
- 45463BQ Windshield slide arms, excellent quality with notches that prevent the windshield from sliding back in the wind. 1926-27 44.25 pair
- 45463 Windshield slide arms, chrome, Model "A" style 1926-27 10.75 pair
- 45482 Slide knobs, chrome, closed cars 1926-27 4.45 each
- 45477 Slide knob washers, chrome, 2 pair per car 1926-27 2.20 pair



## WINDSHIELD WIPER

- 7801L Hand windshield wiper assembly, Chrome plated, 9-5/8" blade NOTE: Blade needs to be shortened for some 2 piece windshields and if you have a closed car the shaft that goes thru the header has to be lengthened. 1909-27 26.95 each
- 7801LSS Hand windshield wiper assembly, Stainless Steel. NOTE: Blade needs to be shortened for some 2 piece windshields and if you have a closed car the shaft that goes through the header has to be lengthened. 1909-27 25.75 each
- 7801HBR Handle only, with brass knob, This is an accessory for use with Part# 7801L wiper. 1909-27 4.75 each
- 7801BL Wiper blade only, 8", can be cut to different sizes 1909-27 5.95 each
- 7802 Windshield wiper clamp, eliminates need to drill hole thru frame on open cars 1909-27 7.25 each




## WINDSHIELD RUBBER



7840  
1915-22



7840A  
1923-25



7840B  
1926-27

## RUBBER KITS for WINDSHIELDS

7840	Windshield rubber kit, open car, 2 piece set	1915-22	7.25	set
7840A	Windshield rubber kit, open car, 3 piece set	1923-25	7.95	set
7840B	Windshield rubber kit, open car, 3 piece set	1926-27	9.50	set

## INDIVIDUAL RUBBER PIECES

7840C	Windshield rubber, coupe and tudor, mounts in windshield frame, 8 feet long, 3/4" wide.	1926-27	9.95	each
7840D	Windshield cushion rubber, fits between cowl and lower windshield frame, open car, new manufacturer, excellent fit, 39"	1915-25	3.95	each
7840T	Windshield cushion rubber, fits between cowl and lower windshield frame, open car	1926-27	3.45	each
7840P	Windshield post rubber	1923-27	.85	foot
7840I	Inverted H-rubber, between windshield halves	1915-22	3.75	each
7840H	H-rubber, between windshield halves	1923-27	3.25	each
18812	Windshield Rubber Weather Strip, Closed car. These are the rubber strips that run vertically along each side of the top section of the windshield on the 1923-1925 closed cars. They seals the sides between the upper windshield and the body when the windshield is in the closed position. This includes two strips, one for each side of the windshield. Fit the following cars: 1923 - 1925 Fordor Sedan Quarter Windows, 1924 - 1925 Tudor Sedan, 1924 - 1925 Coupe Quarter Windows	1923-25	18.95	pair



50537



5037BO

50537CO



50537FB

## TOP RAIN GUTTERS

These are two piece style rain gutters. One piece attaches to the side of the top and the gutter piece snaps onto it. (One set per car). These pieces are not pre-bent.

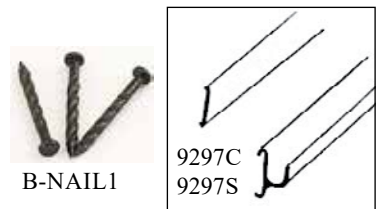
9297C	Rain gutter, aluminum, 4 piece set, coupe, 45" long	1926-27	15.95	set
9297S	Rain gutter, aluminum, 4 piece set, Sedan, 90" long	1926-27	33.75	set
B-NAIL1	Spiral tack nails for body molding, rain gutters, etc. Pkg of 100	1909-27	3.25	pkg



50537MK

## SUN VISOR and COVERING KITS

50537BO	Sun visor cover, for original visor frame, cobra grain material that matches our cover kits.	1923-25	25.95	each
50537	T sun visor frame for closed cars, steel. Cover kit not included.	1926-27	121.95	each
50537MK	Sun visor mounting hardware kit, stainless steel	1926-27	6.75	set
50537C	T sun visor cover kit, closed cars, for use with reproduction frame. Cobra grain material that matches our cover kits.	1926-27	37.95	kit
50537CO	T sun visor cover kit, closed cars, for use with ORIGINAL visor frames only. Cobra grain material that matches our cover kits.	1926-27	55.95	kit
50537FB	Sun Visor Frame Corner Brackets. Holds cover fabric tight to the inside of the side edges of the frame. They will only fit the reproduction frames.	1926-27	27.50	pair



B-NAIL1

9297C  
9297S



33708BQ



33708L



33708BL

## TOP PROP NUTS

**NOTE:** All are 2-piece design like the original with 7/16-14 thread.

33708L	Top prop nut, BRASS. Accessory, 2 piece style.		10.45	each
33708BQ	Black steel top prop nut, best quality, This authentic reproduction is the correct Model T design with high domed clad. Excellent quality. 2-piece design like the original with 7/16-14 thread.	1909-27	10.95	each
33708BL	Top prop nut, stainless steel to be painted black, 2 piece style.	1909-27	7.50	each

Used and NOS Parts  
Call for Availability

*Lang's*

Technical Support  
978-939-5500

177

## BODY TO TOP BRACKETS

3850	Top bow socket to body bracket arm, touring front	1909-10	49.95	pair
3850A	Top bow socket to body bracket arm, touring front	1911-12	65.95	each
3850B	Top bow socket to body bracket arm, touring rear	1911-12	36.95	each
3850BEX	Top bow socket to body bracket arm, touring rear, extended for wider bows.	1911-12	49.95	each
3850C	Top bow socket to body bracket arms, roadster and torpedo. Rear.	1911-12	42.95	each
3573-74U	Top body brackets and saddle arms, Roadster. These are the top arm brace brackets that mount in the body. The saddle arms (part# 3858B) are then screwed into them. The bracket is in good, used condition and a new pair of saddles arms.	1923-25	149.00	pair
46156X	Top iron pivot bolts, touring, studs that hold top irons to body, top prop nuts attach to these studs	1926-27	14.95	pair
48090X	Top iron pivot bolts, roadster, as above	1926-27	12.95	pair



## TOP BOW SADDLE SUPPORT ARMS

Best quality top bow saddle support arms. They have the correct taper on the end and includes the correct thick nut for mounting.

3858TRBQ	Top saddle support arms, Best quality, Touring. For use with Top bow saddle Part# 3314AX or 3314BX. (L-irons)	1909-22	82.95	pair
3858RDBQ	Top saddle support arms, Best quality, Roadster. For use with Top bow saddle Part# 3314AX or 3314BX. (L-irons)	1909-22	89.95	pair
3858TR	Top saddle support arms, Touring. For use with Top bow saddle Part# 3314AX or 3314BX. (L-irons)	1909-22	19.95	pair
3858RD	Top saddle support arms, Roadster. For use with Top bow saddle Part# 3314AX or 3314BX. (L-irons)	1909-22	19.95	pair
3858B	Top saddle support arms, straight. For use with Top bow saddle Part# 3314CX	1923-27	16.50	pair
3858BEA	Top saddle support arm, straight, each	1923-27	8.25	each
4861	Special Nut to mount L-irons to body bracket. For open cars	1909-22	.95	each



3314AX



3314BX




3314CX

## TOP BOW SADDLES

3314AX1	Top bow saddles, cast iron, black.	1909-13	9.95	each
3314AX	Top bow saddles, cast iron, black	1909-13	18.95	pair
3314BX1	Top bow saddles, cast iron, black, 5/8" hole,	1913-22	11.85	each
3314BX	Top bow saddles, cast iron, black, 5/8" hole, PAIR	1913-22	22.95	pair
3314CX1	Top bow saddles, cast iron, black, 1/2" hole,	1923-27	11.95	each
3314CX	Top bow saddles, cast iron, black, 1/2" hole, PAIR	1923-27	23.75	pair

## BODY PLUG for SADDLE ARM HOLES

B-PLUGBQ	Body plug, duplicate of original, Made of rubber as the originals. When T's were delivered from the factory they were not supplied with top bow saddles. These plugs were installed at the factory to cover the hole. An interesting item for cars on which you never plan to put the top down so you can remove the arms and saddles.	1923-27	17.75	pair
----------	--	---------	-------	------



3858B



B-PLUGBQ

## TOP SADDLE PADS and STRAPS

### Original style straps, Blackened

3314XBO	Top bow hold-down straps, blackened leather with black buckles, for original saddles only.	1909-13	28.50	pair
3314XBBO	Top bow hold-down straps, blackened leather with brass buckle,s for original saddles only.	1909-13	27.50	pair
3314XBBE	Top bow hold-down straps and saddle pads, blackened leather as original with brass buckles, for use with reproduction saddle, part #3314AX.	1909-13	27.50	pair
3314TC	Top straps, hold the top in place when it is down, only used on 1909-17 Town Car and 1915-17 Coupelet. Black leather.	1909-17	52.75	pair
3314XBB	Top bow hold-down straps and saddle pads, blackened leather as original with brass buckles.	1913-16	17.50	pair
3314XN	Top bow hold-down straps and saddle pads, blackened leather as original with nickel buckles.	1917-27	16.50	pair
3314STRN	Top bow saddle, STRAP ONLY, black with nickel buckle, 20"	1917-27	7.95	each
3314STRBR	Top bow saddle, STRAP ONLY, black with brass buckle, 20"	1909-16	6.95	each



### Accessory style straps, Natural Color

3314XNBO	Top bow hold-down straps, natural color leather with brass buckle, for original saddles only	1909-13	25.50	pair
3314XNBE	Top bow hold-down straps and saddle pads, natural leather with brass buckles, for use with reproduction saddle, part #3314AX. This is not an original Model T color but can be used on any car.	1909-13	29.95	pair
3314XNB	Top bow hold-down straps and saddle pads, natural leather with brass buckles. This is not an original Model T color but can be used on any car.	1913-16	28.50	pair



## HARDWARE for TOP to WINDSHIELD STRAPS

3924SL	Figure 8 eye bracket set of 2, has 90 degree twist and mounts to front fender iron bolt. Used to hook the long front top straps. Black gloss powder coated steel. Made to original specifications. NOTE: The original brackets were brass plated steel. We do sell a solid brass version of this bracket, Part# 3924AS which looks original, however the brass is weaker has been known to wear through on cars that are driven much.	1909-11	24.95	pair
3924AS	Figure 8 eye bracket set (2) with 90 degree twist, brass, mounts to front fender iron bolt. Used as an anchor for long front top straps.	1909-11	24.95	pair
3314F8	Figure 8 top loop. Loop that strap from top to frame by headlights hooks on, mounts on fender iron mounting bolt by frame.	1909-11	23.95	pair
4598LB	Loop Buckle for top to windshield strap. Used on 1913-16 leather straps which were not riveted. Machined steel, black. Made from original specifications	1913-16	29.95	pair
3314BK	Buckle only for top to windshield leather strap, black.	1909-14	12.45	each
3314SS	Buckle only for top to windshield leather strap, stainless steel.	1909-22	11.75	each
3924HX	Buckle only for top to windshield cotton web strap, black.	1915-22	32.95	each
3827X	Top buckle loop, mounts on windshield hinge bolt, top to windshield strap buckle hooks on this.	1915-22	9.75	pair
42150BQ	Footman loop, black, best quality. Original style with correct shape and width. 2 1/4" from center of hole to center of hole. 1/2" tall,	1909-27	4.95	pair
42150BL	Footman loop, black, (original color) 1 7/8"	1909-27	3.35	pair
42150B	Footman loop, nickel plated. 2 1/4"	1909-27	1.95	pair
42150BR	Footman loop, solid brass. 2 1/8"	1909-27	3.95	pair





# TOP TO WINDSHIELD STRAPS

## Original style straps, Blackened

3314WFR	Top strap from top to frame by headlights, blackened leather as original, with black buckles and footman loops.	1909-12	69.95	pair
3314WSB	Top to windshield hold down straps, blackened leather as original, with black buckles and footman loops.	1912-14	45.95	pair
3314WBO	Top to windshield strap only, blackened leather, sold in pairs.	1912-14	21.75	pair
3314WS	Top to windshield hold down straps, blackened cotton web as original, with black buckles and footman loops.	1915-22	85.95	pair
3314WO	Top to windshield strap only, blackened cotton web with steel tips as original, sold in pairs.	1915-22	16.75	pair



## Accessory style straps

3314WFRN	Top strap from top to frame by headlights, Accessory, natural color leather, with brass buckles and footman loops. This is not an original Model T color but can be used on any car.	1909-12	75.50	pair
3314WFRB	Top strap from top to frame by headlights, Accessory, black leather, brass buckles and footman loops. This is not an original Model T color but can be used on any car.	1909-12	72.95	pair
3314WSN	Top to windshield hold down straps, Accessory, natural color leather, black buckles and footman loops. This is not an original Model T color but can be used on any car.	1912-22	43.95	pair
3314WSA	Top to windshield hold down straps, Accessory, natural leather, brass buckles and footman loops. This is not an original Model T color but can be used on any car.	1912-22	46.95	pair
3314WSC	Top to windshield hold down straps, Accessory, black leather, brass buckles and footman loops. This is not an original Model T color but can be used on any car.	1912-16	46.95	pair
3314WSBN	Top to windshield hold down straps, Accessory, black leather, nickel buckles and footman loops. This is not an original Model T color but can be used on any car.	1917-22	44.95	pair



## TOP BOW SIDE STRAPS and CLIPS

6837X	Top bow side straps, Black embossed leather, with original style brass T-Head cotter pins (Part#3771). This longer strap is used hold the side the top to the top irons by the rear seat on touring cars.	1913-17	10.95	pair
3437X	Top bow side straps, Black embossed leather, with original style brass T-Head cotter pins (Part#3771). This shorter strap is used on the front sides of the top iron of roadster and touring cars.	1913-17	10.95	pair
3314LSB	Top bow side straps, blackened leather, brass pins.	1909-16	11.95	pair
3314CSB	Top bow side clip, Original style metal clip that slides on top bow iron and holds two-man together in the up or down position. Roadsters use one pair, touring cars use two pair	1917-22	5.75	pair
3314LSN	Top bow side straps, accessory style natural leather, brass pins. This is not an original Model T color but can be used on any car.	1909-22	11.95	pair



## TOP BOOT STRAP SET

TB-STRP	Top boot strap set, with rivets. These are the straps that hold the top boot in place on your car. Three strap gets riveted to top boot, the other straps get screwed to the seat frame, All straps are 25" long, three of the straps have buckles attached. NOTE: These are included with new top boots Set of 3.	1909-27	49.95	set
---------	--	---------	-------	-----



## BUGGY RAIL LOOP

- B-LOOP** Buggy Loop, round fastener used at lower edge of top material, along the buggy rail. Holds the rear curtain to the rear buggy rail by inserting shank into a pre-drilled hole and then peening over the end. They are then used to fasten curtain to part# RW-SK when it is in the down position. 1909-10 1.65 each
- RW-SK** Steel knob used them to hold the rear curtain buggy loop, (part# B-LOOP), to the rear buggy rail by inserting shank into a pre-drilled hole and then peening over the end. Holds the curtain in place when it is in the down position. (Also used for "Roll Up" window curtain straps). 5/8" long shank 1909-13 1.65 pair



## BACK CURTAIN STRAPS

### Original style straps

Rear strap stretches from the rear bow to the L-iron on the body. These straps hold the rear bow in position when the top is up. The straps all come with D-rings, buckles and footman loops.

- 7831STB** Back curtain straps, black leather with black hardware. These are the original color used on Model T's. 1909-14 54.95 pair
- 7831SWB** Back curtain straps, blackened cotton web, with black hardware as original. Used on two-man tops 1914-21 53.95 pair



### Accessory style straps

Rear strap stretches from the rear bow to the L-iron on the body. These straps hold the rear bow in position when the top is up. The straps all come with D-rings, buckles and footman loops.

- 7831STBR** Back curtain straps, Accessory natural color with brass buckle and footman loop, (D-ring is black). This is not an original Model T color but can be used on any car. 1909-22 52.95 pair
- 7831STA** Back curtain straps, Accessory natural color leather with black hardware. This is not an original Model T color but can be used on any car. Rear strap stretches from the rear bow to the L-iron on the body 1909-22 47.95 pair
- 7831STBL** Back curtain straps, Accessory black leather with brass buckle and footman loop, (D-ring is black). This is not an original Model T color but can be used on any car. 1909-22 49.50 pair
- 7831STN** Back curtain straps, Accessory black leather with nickel hardware. This is not an original Model T color but can be used on any car. 1909-22 47.95 pair



## ROLL UP CURTAIN STRAPS & HARDWARE

- 7831RL** Rear curtain straps, holds rear curtain when it is rolled up, leatherette vinyl material as original. 1909-13 18.95 pair
- RW-SK** Steel knob that leather strap for the rear roll up window hooks to (part number 7831RL). 5/8" long shank. They are nailed into rear bow. They were original in 1909-1913 cut can be used on Model T with a roll up strap. 1909-13 1.65 pair



7831RL



**Used and NOS Parts**  
Call for Availability

*Lang's*

**Technical Support**  
978-939-5500

**181**

## TOP BOW IRONS (Oval Sockets) 1909-17

The Top irons do not include the wood bows, use laminated plywood (part numbers 7940B1, B2, B3, D, F1, F2) OR steam bent bows (Part numbers 7940SBA1 through 7940SBB3). Made in U.S.A. These are handmade so please allow 3-6 months for delivery of all 1909- 1917 top irons.

**NOTE:** This is the top irons only, does NOT include the wood. Lead times may vary for this item. Please call our Customer Service Line for the current lead time.

7940A1	Roadster top irons	1909-10	499.95	set
7940A2	Torpedo Roadster top irons	1911	499.95	set
7940A3	Torpedo Roadster top irons	1912	499.95	set
7940A4	Roadster top irons	1911-12	499.95	set
7940A5	Roadster top irons	1913-17	499.95	set
7940C	Dogleg touring top irons	1909-10	599.95	set
7940E1	Touring top irons	1911-12	549.95	set
7940E2	Touring top irons	1913-14	549.95	set
7940E3	Touring top irons	1915-17	549.95	set



7940A



7940C

## REAR RISER BOARD



7940RBR	Wedge shaped board used on rear bow of all 1909-17 ROADSTERS. Gives top assembly the correct, original look and shape.	1909-17	19.95	each
7940RBT	Wedge shaped board used on rear bow of all 1909-17 TOURINGS. Gives top assembly the correct, original look and shape.	1909-17	19.95	each

7940RBE  
7940RBT


## TOP WOOD BOWS - Laminated

BEST QUALITY TOP BOWS. Laminated wood, will not change dimensional shape or try to straighten. Superior strength to conventional steam bent bows. You will have to shape the ends of these bows to fit into the ends of your oval sockets. Due to the size of this item additional shipping charges will be incurred. NOTE: This is the top wood only, does NOT include the irons

7940B1	Roadster top bows, 3 pieces. 46" inside dimension	1909-12	269.95	set
7940B2	Torpedo Roadster top bows, 3 pieces. 44" inside dimension	1911	269.95	set
7940B3	Roadster top bows, 3 pieces. 48" inside dimension	1913-17	269.95	set
7940D	Touring top bows, 4 pieces. 56" inside dimension	1909-10	369.95	set
7940F1	Touring top bows, 4 pieces. 54" inside dimension	1911-12	369.95	set
7940F2	Touring top bows, 4 pieces. 52" inside dimension	1913-17	369.95	set



7940E




Laminated Bows

## TOP WOOD BOWS - Steam bent bows

Conventional steam bent oak top bows. Bows are 1-1/4" wide and 1" thick. You will have to shape the ends of these bows to fit into the ends of your oval sockets (top irons). Made from oak wood. USA. Due to the size of this item additional shipping charges will be incurred. NOTE: This is the top wood only does NOT include the irons.

7940SBA1	Roadster top bows, 3 pieces. 46" inside dimension	1909-12	79.95	set
7940SBA2	Torpedo Roadster top bows, 3 pieces. 44" inside dimension	1911	79.95	set
7940SBA3	Roadster top bows, 3 pieces. 48" inside dimension.	1913-17	79.95	set
7940SBB1	Touring top bows, 4 piece set, 56" inside dimension	1909-10	99.95	set
7940SBB2	Touring top bows, 4 piece set, 54" inside dimension	1911-12	99.95	set
7940SBB3	Touring top bows, 4 piece set, 52" inside dimension	1913-17	99.95	set



Steam Bent Bows

## TOP BOW SEPARATORS

Polished solid brass brackets that are screwed onto the top irons. When the top is in the down position they keep the bows aligned and separated. Roadsters use 4 pairs, Touring Cars use 6 pair.

4596-97	Most common Model T style Top Iron Separator, pin style, four holes, solid brass. 1-1/4" long, Holes are 13/16" center to center, front to back.	1909-10	27.95	each
4596-97BX	Top Iron Separator, Pin style, solid brass, Overall length is 2". Two holes 1-12" center to center, (steel originally)	1911-17	29.95	each
4596-97X	Top Iron Separator, Blade style. Overall length is 2". Two holes 1-12" center to center		33.50	each



4596-97



4596-97X




4596-97BX



## TOP IRONS and BOW ASSEMBLY 1917-27

NOTE: All top assemblies include the top irons, wood bows, corner wood fillers, hold down clamps, thumb screws, prop nuts and rivets. Made in the USA

7941A	Roadster top bow assembly, complete.	1917-22	695.00	set
7941B	Roadster top bow assembly, complete.	1923-25	695.00	set
7941C	Roadster top bow assembly, complete.	1926-27	695.00	set
7941D	Touring top bow assembly, complete.	1917-22	1040.00	set
7941E	Touring top bow assembly, complete.	1923-25	1040.00	set
7941F	Touring top bow assembly, complete.	1926-27	1085.00	set



7941B



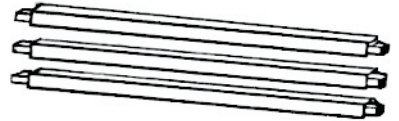
7941E

## TOP BOW WOOD SETS - 1917-27

These wood bows are the straight top portion of the top bows only. Some of the originals were steam bent on both sides. Made in USA.

NOTE: The following wood sets do not include the irons or corner wood fillers.

7941WS1	Roadster top bow wood set	1917-22	72.95	set
7941WS2	Roadster top bow wood set	1923-25	72.95	set
7941WS3	Roadster top bow wood set	1926-27	72.95	set
7941WS4	Touring top bow wood set	1917-22	92.95	set
7941WS5	Touring top bow wood set	1923-25	92.95	set
7941WS6	Touring top bow wood set	1926-27	99.95	set



TOP BOW WOOD  
1917-27

## TOP WOOD RIVETS and TOOL

3897XR	Top bow rivets, roadster, correct size, style rivet for wood bows to top irons, pack of 14 which gives 2 extra rivets.	1918-27	3.25	set
3897XT	Top bow rivets, touring, correct size, style rivet for wood bows to top irons, pack of 18 which gives 2 extra rivets.	1918-27	2.95	set
7777	Top bow rivet tool, fits standard air hammers, .401 shank. Forms correct truss head appearance .	1909-27	43.95	each



3897XT

## TOP WOOD KITS - Closed Cars and Ton Truck

Top wood kits include all the wood above the door openings. They are cut from kiln dried hardwood in the original style. Due to slight variations in bodies these require some fitting to install. NOTE: No hardware or instructions are included, sorry.

Please allow 3-4 weeks for delivery.

### COUPE TOP WOOD KIT

TWKA1	Coupe top wood kit, for cars with suicide doors	1920-23	565.00	kit
TWKA	Coupe top wood kit	1923-25	565.00	kit
TWK1	Coupe top wood kit	1926-27	500.00	kit

### FORDOR TOP WOOD KIT

TWK2A	Fordor top wood kit	1923-25	667.00	kit
TWK2	Fordor top wood kit	1926-27	667.00	kit

### TUDOR SEDAN TOP WOOD KIT

TWK3A	Tudor sedan top wood kit	1923-25	667.00	kit
TWK3	Tudor sedan top wood kit	1926-27	667.00	kit

### TON TRUCK C-CAB WOOD KIT

TWKTT	Ton Truck, Open C-Cab top wood kit	1924-26	358.00	kit
-------	------------------------------------	---------	--------	-----



7777



CLOSED CAR  
TOP WOOD KITS

## TOP WOOD HEADER, Only

This is the top wood piece that mounts above the windshield. It is the header piece only.

TWH2	Top wood header, coupe	1923-25	85.95	each
TWH3	Top wood header, coupe	1926-27	109.95	each
TWH4	Top wood header, tudor sedan	1924-25	55.95	each
TWH5	Top wood header, tudor sedan	1926-27	83.95	each
TWH6	Top wood header, fordor sedan	1923-25	79.95	each
TWH7	Top wood header, fordor sedan	1926-27	84.95	each

TOP WOOD  
HEADER



WTS-JP  
WTS-JPB

## WOOD UPHOLSTERY TACK STRIP- for Back of Seats

These are the wood pieces that go around the top back of the seats for the upholstery and or top to nail to. Wood tack strip kits are cut from kiln dried hardwood in the original style. Due to slight variations in bodies these require some fitting to install. Most holes are pre-drilled. They do not include the hardware. NOTE: These tack strips are included in body wood kits

WTS-JP	Joining plate for wood tack strip, joins seams between pieces of wood, (2 needed for roadster, 4 for touring)	1921-25	8.50	each
WTS-JPB	Joining plate for wood tack strip, joins seams between pieces of wood, (2 needed for roadster, 4 for touring)	1926-27	8.50	each
WTS1	Wood tack strip, roadster 1922 and early 1923	1922-23	179.00	each
WTS3	Wood tack strip, roadster	1923-25	181.00	each
WTS4	Wood tack strip, roadster	1926-27	179.00	each
WTS-14F	Wood tack strip, touring front	1914	288.00	each
WTS-14R	Wood tack strip, touring rear	1914	340.00	each
WTS1F	Wood tack strip, touring front	1921-25	208.00	each
WTS1R	Wood tack strip, touring rear	1921-25	179.00	each
WTS2F	Wood tack strip, touring front	late-1925	208.00	each
WTS2R	Wood tack strip, touring rear	late-1925	179.00	each
WTS7	Wood tack strip, touring front	1926-27	179.00	each
WTS6	Wood tack strip, touring rear	1926-27	208.00	each



WTS1  
WOOD TACK STRIPS



TACKSTRIP



TSTRIP-B

## TACK STRIPS, PLASTIC - for Back of Seats

*Better than original wood strips, these are not effected by moisture!*

TSTRIP-B	Tack strip, plastic, black, 3/4" X 3/4", replaces old or missing tack strips, sold in 8-1/2' foot strips. Better than the wood tack strips! Not effected by weather. Can be drilled, nailed or screwed. Adds strength to the body in the same way the original wood did. One required for Roadster, two for Touring car.	1909-27	32.50	each
TACKSTRIP	Tack strip, plastic, black, 1/2" X 3/8", replaces wood tack strips, sold by the foot. NOTE: Can easily be formed to car. HOWEVER, This is not as strong as part #TSTRIP-B. It is thinner and won't wear as well.	1909-27	1.25	foot



5190CXB

## TACK STRIP MOUNTING BOLT SETS

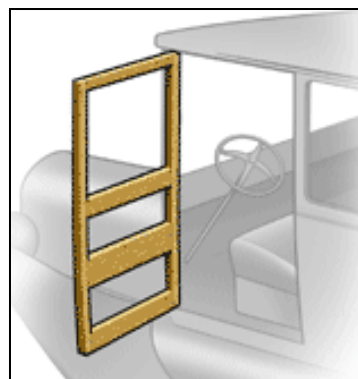
NOTE: These bolt sets are used to attach the top support body irons to the wooden upholstery tack strip. They are the reproductions of the original special size bolts Ford used.

5190AXB	Wood tack strip bolt set, 12 bolts. For Touring car body.	1911-14	7.50	set
5190AXBR	Wood tack strip bolt set, 8 bolts. For Roadster car body.	1911-14	6.75	set
5190BXB	Wood tack strip bolt set, 12 bolts. For Touring car bodies with 5 piece rear sections.	1915-20	10.95	set
5190BXBR	Wood tack strip bolt set, 8 bolts. For roadster body with 2 man top.	1915-22	7.50	set.
5190CXB	Wood tack strip and joining plates bolt set, 28 bolts. For Touring car. body with 3 piece rear sections.	1921-25	15.95	set
5190CXBR	Wood tack strip bolt set, 14 bolts. For Roadster car body with 1 man top.	1922-25	14.65	set

## DOOR WOOD KITS

Door wood kits are cut from kiln-dried hardwood in the original style. Due to slight variations in bodies these require some fitting to install. NOTE: No hardware or instructions are included, sorry.

DWK-C	Door wood kit, coupe, suicide door, pair	1920-23	936.00	kit
DWK1	Door wood kit, coupe, pair	1924-25	870.00	kit
DWK2-14	Door wood kit, Touring , right front	1914	249.00	kit
DWK2	Door wood kit, touring and roadster, right front.	1915-25	248.00	kit
DWK3	Door wood kit, touring right rear.	1915-25	293.00	kit
DWK4	Door wood kit, touring left rear	1915-25	293.00	kit



DOOR WOOD KITS


## BODY WOOD KITS - OPEN CARS

NOTE: Body wood kits are cut from kiln-dried hardwood with most holes pre-drilled. Includes wood in body shell. Due to slight variations in bodies these require some fitting to install.

The kits for Open cars also include door wood and tack strips. Floorboards and top wood is not included in any of these kits, they must be ordered separately if needed.

Note: These kits do not include the hardware or instructions

BWK2	Roadster body wood kit	1923-25	1810.00	BWK4	Touring wood, cars with low cowl + one man top	1922-22	2592.00
BWK3	Roadster body wood	1926-27	336.00	BWK5	Touring wood, cars with high cowl + one man top	1923-25	2592.00
BWK8	Touring body wood	1914	3304.00	BWK7	Touring body wood kit.	1926-27	652.00



BODY WOOD KITS

## BODY WOOD KITS - CLOSED CARS

NOTE: Body wood kits are cut primarily from kiln-dried ash with most holes pre-drilled. Includes wood in body shell.

These kits do NOT include floorboards, door wood kits or top wood kits which must be ordered separately if needed.

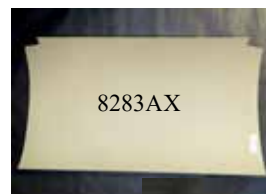
Note: These kits do not include the hardware or instructions

BKW-C	Coupe body wood kit	1920-23	4046.00	BWK6	Tudor Sedan body wood kit	1926-27	183.00
BWK1	Coupe body wood kit	1923-25	3238.00	BWK1A	Coupe body wood kit	1926-27	251.00
BWK9	Fordor Sedan body wood	1926-27	3060.00				



## FRONT SEAT BACK CARDBOARD

8283AX	Front seat back cardboard anti-rattle panel. Goes between the seat spring and the metal panel that forms back of the front seat on touring car only.	1922-25	21.95	each
8283BX	Front seat back cardboard anti-rattle panel. Goes between the seat spring and the metal panel that forms back of the front seat on touring car only.	1926-27	21.95	each
50531X	Cardboard seat back, tudor sedan, this is the part that is fabric covered for the back seat.	1926-27	16.75	each
45256	Front backrest, wood support, touring, board for the front backrest, attaches across the bottom of the backrest spring and the spring is stapled to it.	1926-27	14.95	each.



## TUDOR SEAT BASE WOOD

T1650R	Tudor right front side seat base, wood under seat spring	1926-27	110.00	each
T1650L	Tudor left front side seat base, wood under seat spring	1926-27	97.00	each
T1651	Tudor rear seat base, wood under seat spring	1926-27	164.00	each
T1652	Tudor rear seat backrest wood behind seat spring	1926-27	170.00	each



SEAT-LH

## HINGE FOR WOOD SEAT LID

SEAT-LH	Seat lid hinges, for lid under seat cushion, pair. (for wood seat lids only). Allow you to raise the seat lid for access to storage or fuel tank.	1909-27	42.95	pair
---------	---	---------	-------	------

Used and NOS Parts  
Call for Availability

*Lang's*

Technical Support  
978-939-5500


185



# IDENTIFICATION CHART for MODEL T BODY STYLES

PLEASE NOTE!!!!

PRIOR TO ORDERING A TOP KIT OR UPHOLSTERY KIT  
ALWAYS VERIFY YOUR VEHICLE BODY STYLE AGAINST  
THESE DESCRIPTIONS.



SAMPLE-T1

Samples of the material  
used in our upholstery  
and top kits. 1914-27  
FREE



Roadster  
Folding top, one seat



Roadster  
Pickup



Touring  
Folding top, has rear seat



TT "C" Cab

Ton Truck with "C" shaped side windows



TT Closed Cab

Ton Truck have worm drive rear end



Has a rear seat.

## 1922-1923 OPEN CAR TOP KIT ORDERING INFORMATION


Experience indicates that the 1923 style slant window using the "one man type" fold out top irons were installed on some very late 1922 bodies. When ordering a top roof kit for any 1922 or 1923 Touring or Roadster, always verify the windshield type (Slant or Straight), and the type of top irons (1 man type or 2 man type). For detailed photographs see Book #128, titled "From Here to Obscurity," which is listed in our Book Section.



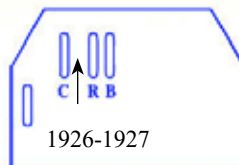
1914- Mid 1922 Two Man Top



Late 1922-1927 One Man Top



1915-1925



1926-1927

Factory Pedal Spacing

## DOOR IDENTIFICATION INFO



1914-1925  
USA Roadster  
Production



1914-1925 Canadian and  
Foreign Production  
1926-1927 USA  
Roadster Production



1914-1925  
USA Touring  
Production



1914-1925 Canadian  
and Foreign Touring  
Production



1926-1927, USA  
Canadian and Foreign  
Touring Production

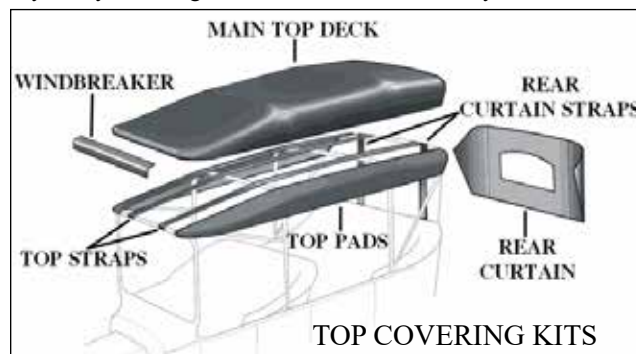
# TOP COVERING KITS - Open Cars, SHOW QUALITY - 1914-27

All open car top covering kits include all the fabric parts needed to replace your old top (except top pads). Top kits are made from the original Colonial "Ford" grain vinyl material and precision manufactured to the original factory specifications. They are cut and stitched to fit original type top iron and top bow assemblies and ready to install. US made, and excellent quality!

NOTE: See "IDENTIFICATION CHART" on page 186. Ford made many mid year changes on his Model T's, so always confirm the year of your T before ordering.

ALL OPEN CAR TOP KITS CONTAIN: Full set of instructions. Main top deck. Rear curtain. Rear curtain plastic window. Rear extension or gypsy wing (1926-27). Front wind breaker. Bow covering: Black cloth used to wrap around the top wood bows. Top straps: Welt trim, tacks & tips: used to attach and trim top.

Kits do not include the top pads. They must be ordered separately and are listed below. 1914-22 kits do not include front or rear hold down straps which vary, see "TOP SADDLE PADS and STRAPS" on page 179. Fasteners which affix to the body vary and are not included, see "UPHOLSTERY FASTENERS" on page 194



## TOP PADS FOR OPEN CAR TOPS

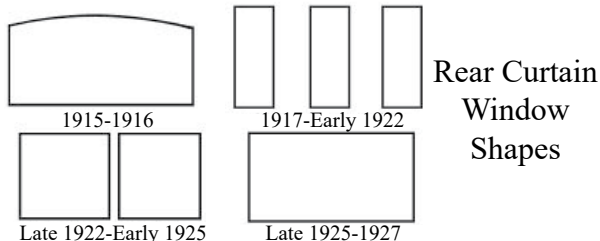
TPR27	Roadster, black top pad set	1909-27	49.95
TPT27	Touring, black top pad set	1909-27	64.95

## ROADSTER TOP COVERING KITS

TUK1ACL09	Roadster/ 3 piece roll-up rear curtain	1909	419.95
TUK2ACL15	Roadster/ 1 piece rear stationary curtain	1915-16	349.95
TUK2CL16	Roadster/ 3 piece roll-up rear curtain	1914-16	369.95
TUK3CL21	Roadster/ 3 window rear curtain	1917-Mid 22	355.95
TUK3CL22	Roadster/ 2 window * see ordering info.	Mid 1922	359.95
TUK3ACL25	Roadster/ 2 window * see ordering info.	1923-Mid 25	355.95
TUK3BCL25	Roadster/ 1 window * see ordering info.	Late 1925	355.95
TUK4CL27	Roadster/ 1 window rear curtain	1926-27	355.95

## TOURING TOP COVERING KITS

TUK6ACL15	Touring/ 1 piece rear stationary curtain	1915-16	449.95
TUK6CL16	Touring/ 3 piece roll-up rear curtain	1914-16	489.95
TUK7CL21	Touring/ 3 window rear curtain	1917-Mid 22	455.95
TUK7CL22	Touring/ 2 window * see ordering info.	Late 1922	455.95
TUK7ACL25	Touring/ 2 window * see ordering info.	1923-Mid 25	455.95
TUK7BCL25	Touring/ 1 window * see ordering info.	Late 1925	455.95
TUK8CL27	Touring/ 1 window curtain	1926-27	455.95



**\* 1922-1923 OPEN CAR TOP KIT ORDERING INFORMATION**

Experience indicates that the 1923 style slant window using the "one man type" fold out top irons were installed on some very late 1922 bodies. When ordering a top roof kit for any 1922 or 1923 Touring or Roadster, always verify the windshield type (Slant or Straight), and the type of top irons (1 man type or 2 man type).

For detailed photographs see Book #128, titled "From Here to Obscurity," which is listed in our Book Section.

**1914- Mid 1922 Two Man Top**

**Late 1922-1927 One Man Top**

## TOP BOOTS



These open car top boots slip over your top irons and top. It's a snug fitting, dressy cover for the lowered top and will help protect the top from wind and help keep dirt and dust from collecting in your top while driving with the roof down.. Made from the original Colonial "Ford" Grain black vinyl material. Complete bound and stitched boot, top boot straps and fasteners that attach to the boot are installed. Includes fasteners which affix to the body.

NOTE: The tan top boots originally came with the optional "Sport Roadster" and "Sport Touring" packages but will fit all 1926-27 cars.

TBR1ACL	Roadster, black	1914	249.95	TBT4CL	Touring, black	1913	265.95
TBR1CL	Roadster, black	1915-16	249.95	TBT5ACL	Touring, black	1914	265.95
TBR2CL	Roadster, black	1917-22	249.95	TBT5CL	Touring, black	1915-16	265.95
TBR3CL	Roadster, black	1923-25	249.95	TBT6CL	Touring, black	1917-22	265.95
TBR4CL	Roadster, black	1926-27	249.95	TBT7CL	Touring, black	1923-25	265.95
TBR4-1A	Roadster, Tan Canvas	1926-27	355.95	TBT8CL	Touring, black	1926-27	270.95
SC-TB-B	Top boot storage pouch, black leatherette with brass hardware		29.95	TBT8-1A	Touring, Tan Canvas	1926-27	389.95
SC-TB-N	Top boot storage pouch, black leatherette with nickel hardware		29.95				
TB-STRP	Boot strap set of 3 w/rivets	1909-27	49.95				



SC-TB-B

TB-STRP



# UPHOLSTERY KITS - Open Cars

## SHOW QUALITY - 1914-27

These quality upholstery kits are complete and include everything necessary to reupholster your springs. All the pieces are marked and complete instructions are included. The kits are fitted and stitched. They include the seat covers, padding, burlap, hog rings, tacks, and body trim. They have covered buttons installed like the originals. These are quality US made kits. Please Allow 2-6 weeks for delivery during the busy fall and winter restoration seasons, if not in stock.

**NOTE:** Door and kick panels and 1926-1927 hip pads are not included in upholstery kits. They are listed after the kits. Specify the exact year and US or Canadian production when ordering. The seat springs are also not included see "SEAT SPRINGS" on page 197.

**IMPORTANT:** Check the "IDENTIFICATION CHART" on page 186, there are many mid year changes on Model T's, so always confirm the year and style of your T before ordering! Please contact us if you have any questions.

### TOURING, ROADSTER (ROADSTER PICKUP use the same as roadster.)

1912 and 1913 kits have diamond pleated cushions & backrest upholstery. These kits are offered in either black leather which was original or in the more economical vinyl leatherette.

UOC1A12-BL	Roadster Kit - Leather	1912	1039.95
UOC1A13-BL	Roadster Kit - Leather	1913	1039.95
UOC412-BL	Touring Kit - Leather	1912	2149.95
UOC4A13-BL	Touring Kit - Leather	1913	2149.95

UOC1A12	Roadster Kit - Vinyl	1912	445.95
UOC1A13	Roadster Kit - Vinyl	1913	445.95
UOC412	Touring Kit - Vinyl	1912	850.95
UOC4A13	Touring Kit - Vinyl	1913	850.95

1914-1916 kits have a diamond pleated folds on the seats and the backrest is channel pleated. These original style kits have vinyl leatherette upholstery with leather armrest ends. This style is used on cars that have a BRASS radiator. They are also available in the more economical all vinyl style.

UOC1B15-BL	Roadster Kit-Leather and Vinyl	1914-16	495.95
UOC4B15-BL	Touring Kit-Leather and Vinyl	1914-16	920.95

UOC1B15	Roadster Kit-all vinyl	1914-16	399.95
UOC4B15	Touring Kit-all vinyl	1914-16	829.95

1916-1927 have channel pleated cushions & backrest. These kits are for cars with BLACK radiators. They are made of vinyl leatherette which is original for these years.

UOC221	Roadster Upholstery Kit	1916-21	325.95
UOC222	Roadster Upholstery Kit	1922	325.95
UOC2A25	Roadster Upholstery Kit	1923-25	325.95
UOC327	Roadster Upholstery Kit	1926-27	325.95

UOC521	Touring Upholstery Kit	1916-21	569.95
UOC522	Touring Upholstery Kit	1922	569.95
UOC5A25	Touring Upholstery Kit	1923-25	569.95
UOC627	Touring Upholstery Kit	1926-27	569.95

## DOOR AND KICK PANEL SETS

All panel sets are water-resistant panel board covered with black vinyl and stitched. All set include tacks and binding trim. Hip pads for 1926-1927 are included in those sets. Illustrated instructions are included. They are US made, and top quality!

**NOTE:** Specify the exact year and US or Canadian production when ordering. See "IDENTIFICATION CHART" on page 186 there are many mid year changes on T", so always confirm the year of your T before ordering.

**NOTE:** The 1915-16 sets are for cars with brass radiators. 1916-21 sets are for use on cars that have black radiators.

### ROADSTER and ROADSTER PICKUP

KP5A12	Roadster, 3 piece set	1912	136.95
KP6A13	Roadster, 3 piece set	1913	136.95
KP614	Roadster, 3 piece set	1914	136.95
KP615	Roadster, 3 piece set	1915-16	136.95
KP7A22	Roadster, 3 piece set	1916-21	125.95
KP7B25	Roadster, 3 piece set	1923-25	125.95
KP827	Roadster, 6 piece set	1926-27	189.95

### TOURING

KP912	Touring, 5 piece set	1912	195.95
KP913	Touring, 5 piece set	1913	195.95
KP914	Touring, 5 piece set	1914	195.95
KP915	Touring, 5 piece set	1915-16	195.95
KP10A22	Touring, 5 piece set	1916-22	145.95
KP10B25	Touring, 5 piece set	1923-25	145.95



1912-1925 Roadster + Roadster Pickup



1912-1925 Touring



1926-1927 Roadster + Roadster Pickup



1926-1927 Touring

Canadian, Roadster and Touring Kick Panel Sets are also available, Call us for information.



**GET A FREE SAMPLE CARD!**  
Ask for sample cards  
**SAMPLE-T1**

**SAMPLE-T1**  
Samples of the material used in our upholstery and top kits. 1914-27 FREE



## SIDE CURTAINS, Colonial (Ford) Grain Material

Now made from a quality colonial (Ford) grain material, all fasteners which affix to curtains are included but not installed. Fasteners which affix to the body, top frame and windshield are not included. They are available as fastener sets or individual pieces. All Side Curtains have sewn in, plastic windows. They are sized and positioned like originals.



1909-1913 SIDE CURTAINS: Side curtains sets for 1909-1913 open cars are not available due to variations in bodies, top iron positioning.

### ROADSTER

SC1ACL14	Roadster	1914	359.95	set
SC1CL16	Roadster, with steam bent bows and oval sockets	1915-17	359.95	set
SC2CL22	Roadster, with straight bows and rectangle sockets	1917-22	359.95	set
SC3CL25	Roadster	1923-25	359.95	set
SC4CL27	Roadster	1926-27	359.95	set

### TOURING

SC5CL14	Touring	1914	539.95	set
SC6CL16	Touring, with steam bent bows and oval sockets	1915-17	519.95	set
SC7CL22	Touring, with straight bows and rectangle sockets	1917-22	499.95	set
SC7CL25	Touring	1923-25	499.95	set
SC8CL27	Touring	1926-27	559.95	set

## SIDE CURTAIN RODS and hooks

NOTE: These rods mount in hole on top of doors and support the side curtains. The roadster rod set includes one pair and the touring rod set includes 2 pairs.

7831ROD1	Roadster side curtain rods	1926-27	15.75	set
7831ROD2	Touring side curtain rods	1926-27	25.75	set
7831B	Curtain hook, has small bend and points straight forward (similar to curved style), mounts where windshield post meets the cowl	1915-25	1.35	each
7831BNOS	Curtain hook, NEW OLD STOCK, as above		1.75	each
7831TNOS	Curtain Hook, curved style. NEW OLD STOCK. 1923-25 Open Passenger cars (1926-27 C-Cab Truck) mounts where windshield post meets the cowl	1923-25	1.75	each



## GYPSY WIND CURTAINS Tan Canvas


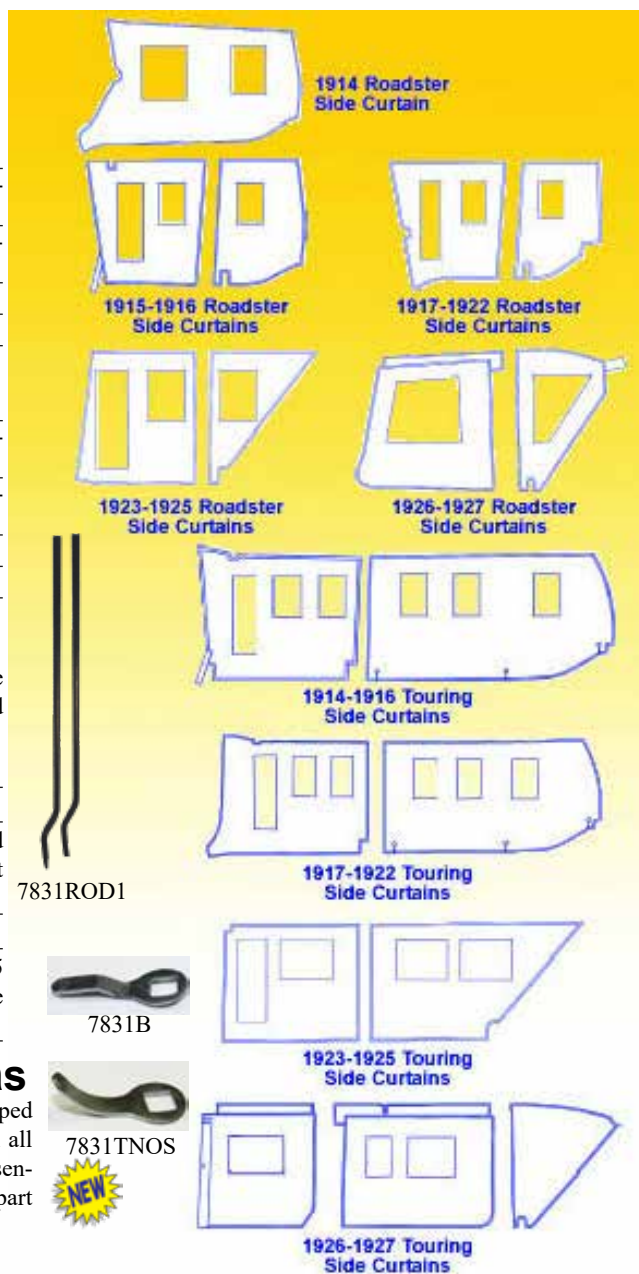
Gypsy curtains originally came with the optional, fancier, fully equipped "Sport Roadster" and "Sport Touring" packages and can be used on all 1926-1927 roadster and touring cars. They greatly help protect the passengers from the wind and weather. A tan top boot was also a matching part of this package, see "TOP BOOTS" on page 187

These triangle shaped, windwing style gypsy curtains were originally made of tan canvas, but leatherette version is also available if you prefer. See page 210.

They attach onto the side curtain post studs on windshield stanchions and have a spring that attaches to the side curtain rod hole in the door. The spring allows you to open and close the door easily when the gypsy curtains are in place. They have the original triangle windows sewn into them.



SC9-1A	Roadster and Touring Gypsy curtains. Original Tan Canvas, Excellent reproduction	1926-27	249.95	set
SC9CL	Roadster and Touring Gypsy curtains. Optional Colonial grain vinyl	1926-27	229.95	set
SC9CB	Roadster and Touring Gypsy curtains. Optional Cobra grain vinyl	1926-27	229.95	set



## SIDE CURTAINS Cobra Grain Material

Roadster, SIDE CURTAINS, Now made from a quality reproduction of Cobra grain material, all fasteners which affix to curtains are included but not installed. Fasteners which affix to the body, top frame and windshield are not included. They are available as SIDE CURTAIN FASTENER sets or individual pieces. All Side Curtains have sewn in, plastic windows. They are sized and positioned like originals

1909-1913 SIDE CURTAINS: Side curtains sets for 1909-1913 open cars are not available due to variations in bodies, top iron positioning.

### ROADSTER

SC1ACB14	Roadster	1914	359.95	set
SC1CB16	Roadster, with steam bent bows and oval sockets	1915-17	359.95	set
SC2CB22	Roadster, with straight bows and rectangle sockets	1917-22	359.95	set
SC3CB25	Roadster	1923-25	359.95	set
SC4CB27	Roadster	1926-27	329.95	set

### TOURING

SC5CB14	Touring	1914	539.95	set
SC6CB16	Touring, with steam bent bows and oval sockets	1915-17	519.95	set
SC7CB22	Touring, with straight bows and rectangle sockets	1917-22	499.95	set
SC7CB25	Touring	1923-25	499.25	set
SC8CB27	Touring	1926-27	559.95	set

## STORAGE POUCH for SIDE CURTAINS

SC-SP-B	Black leatherette with brass hardware	1909-27	29.95	set
SC-SP-N	Black leatherette with nickel hardware	1909-27	29.95	set

## SIDE CURTAIN FASTENER SETS

USC1315R	Side Curtain fastener set, roadster	1913-15	39.95	set
USC1315T	Side Curtain fastener set, touring	1913-15	23.50	set
USC1622R	Side Curtain fastener set, roadster	1916-22	14.55	set
USC1622T	Side Curtain fastener set, touring	1916-22	19.95	set
USC2325R	Side Curtain fastener set, roadster	1923-25	18.95	set
USC2325T	Side Curtain fastener set, touring	1923-25	19.50	set
USC2627R	Side Curtain fastener set, roadster	1926-27	95.95	set
USC2627T	Side Curtain fastener set, touring	1926-27	139.95	set

NOTE: Individual fasteners, see SIDE CURTAIN FASTENERS on page 194

## TOP COVERING KITS, Closed cars


### Closed Cars and Truck Top Kits- 1914-27

CLOSED CAR ROOF KIT INFORMATION: These kits are made of long cobra grain top roof material as original, padding, tacks, muslin, hidem trim, sealant, and instructions. All kits are US made, and top show quality.

SAMPLE-T1	Sample card, touring, roadster and TT, top and upholstery material and closed car tops.	1914-27	FREE	each
RCK131	Closed car top roof covering kit, Coupe	1915-27	104.95	kit
RCK231	Top covering kit, Tudor and Fordor Sedan	1915-27	125.95	kit
RCK1TT27	TT Truck and Pickup top covering kit. Includes long grain cobra top roof material, padding, tacks, muslin, hidem trim, sealant, and instructions. All kits are US made, and top quality	1925-27	104.95	kit




SIDE CURTAIN FASTENER SETS



### SAMPLE-T1

Samples of the material used in our upholstery and top kits. 1914-27  
FREE

### TOP COVERING KITS



# UPHOLSTERY KITS - Closed Cars - 1917-27

## CLOSED CARS, SHOW QUALITY: Coupe, Tudor, Center Door, Fordor

COUPE, TUDOR, CENTER DOOR, AND FORDOR UPHOLSTERY KITS. These kits are complete, and include everything necessary to re-upholster the vehicle. The kits include headlining, trim, seat upholstery, upper panels, door panels, cowl panels, and rear hip panels ready to install. Panel board backing is used throughout. The seat upholstery is padded and pleated, and includes cotton padding, hog rings, windlace, tacks, and door straps. It is ready to install on your springs. Complete instructions are included. Allow 3-6 weeks delivery time. All kits are US made, and top quality! (Carpet Kits Not Included - See "CARPETS for CLOSED CARS" on page 192)

IMPORTANT ORDERING NOTE: You must fill out the "Closed Car Upholstery Ordering Form" that is located at the end of this catalog before we complete your order. It gives us the exact locations of your top support bows.

## COLORS AVAILABLE:

We offer only the four original colors for these closed car kits, however you can mix the colors among the years to match your preferences. Cars from 1914-25 generally used the brown wool with a thin white stripe. The 1926-27 cars were made with gray soft weave material that had either a thin white, green or red stripe.

To order a closed car upholstery kit, use the part number that corresponds to your car, and put the fabric color choice from Sample Card or the following list in the place of the ##### at the end of the part number.


Example: 1927 Coupe in UT4X2 gray with green thin stripe wool = UCC1B27-UT4X2

### COLOR CHOICES:

#### part # color

- UT4X1 GRAY soft weave with thin WHITE stripe
- UT4X2 GRAY soft weave with thin GREEN stripe
- UT4X3 GRAY soft weave with thin RED stripe
- UT4X4 BROWN wool with thin WHITE stripe

NOTE: Specify the exact year and US or Canadian production when ordering. See "IDENTIFICATION CHART" on page 186, there are many mid year changes on T', so always confirm the year of your T before ordering.



SAMPLE-T1  
Samples of the material  
used in our upholstery  
and top kits. 1914-27  
FREE

## COUPE and TUDOR

\*\* NOTE \*\*: 1923-1925 COUPE AND TUDOR DOOR TYPES

1923-1925 Coupes & Tudors have two types of door frames. The most common is the wood frame type. Steel type doors contain no wood, and have holes in the frame to accept panel clips.

UCC518-#####	1917-18	Coupe	1219.95
UCC522-#####	1919-22	Coupe	1219.95
UCC1A25-#####-ST	1923-25	Coupe, steel frame door,	1185.95
UCC1A25-#####-WD	1923-25	Coupe, wood frame door	1185.95
UCC1B27-#####	1926-27	Coupe	1275.95
UCC2A25-#####-ST	1923-25	Tudor, steel frame door	1785.95
UCC2A25-#####-WD	1923-25	Tudor, wood frame door	1785.95
UCC2B27-#####	1926-27	Tudor	1930.95

## CENTER DOOR

UCC9CD22-#####	1917-21	Center door	1985.95
----------------	---------	-------------	---------

## FORDOR

UCC4A25-#####	1923-25	Fordor	1999.95
UCC4B27-#####	1926-27	Fordor	2035.95

## TT TRUCK - Closed Cab And C-Cab

UCC627	TT Truck, Closed cab, seat upholstery kit. Available in black vinyl material only.			1925-27	259.95	kit
UCC725	TT Open C-Cab, seat upholstery kit. Available in black vinyl material only.			1924-27	299.95	kit

1923-1925 Wood  
Door Frame

1923-1925 Steel  
Door Frame



# CARPETS for CLOSED CARS

All Model T Closed Cars originally used carpet sets instead of rubber mats. (Sorry, Right hand drive carpets are not available.). All floor carpets are bound, stitched and ready to install. Tudor and Fordor kits include front and rear carpets. The slots for the 3 pedals and emergency brake are cut out.

**IMPORTANT CARPET NOTES CONCERNING PEDALS AND TRANSMISSIONS.** All Model T's from 1909-1925 came from the factory with the same pedal spacing. For 1926 and 1927, the pedal spacing was changed so that the 3 pedals were no longer evenly spaced. SEE THE ILLUSTRATION BELOW. If your pedal spacing does not match these original factory positions, you must tell us so that the carpet can be manufactured for the correct year, but with non-original pedal spacing. If you have an aftermarket auxiliary transmission with a stick shift, the carpet will not have an opening in it. You will have to alter the carpet to fit.

Carpets are offered in either brown or gray to match your upholstery or Non-Authentic Nylon Fabric.

**NOTE:** Fastening hardware is not include, it is listed on page 193.



## WOOL FABRIC, Authentic original style

### COUPE CARPET, Wool

FCC1C22-BRN	Front carpet/Coupe/Brown wool	1915-22	215.95	kit
FCC1C22-GRAY	Front carpet/Coupe/Gray wool	1915-22	215.95	kit
FCC1A25-BRN	Front carpet/Coupe/Brown wool	1923-25	215.95	kit
FCC1A25-GRAY	Front carpet/Coupe/Gray wool	1923-25	215.95	kit
FCC1B27-BRN	Front carpet/Coupe/Brown wool	1926-27	215.95	kit
FCC1B27-GRAY	Front carpet/Coupe/Gray wool	1927-27	215.95	kit

### TUDOR CARPET, Wool

FCC2A25-BRN	Front and rear carpet kit/Tudor/Brown Wool	1923-25	409.95	kit
FCC2A25-GRAY	Front and rear carpet kit/Tudor/Gray Wool	1923-25	409.95	kit
FCC2B27-BRN	Front and rear carpet kit/Tudor/Brown Wool	1926-27	409.95	kit
FCC2B27-GRAY	Front and rear carpet kit/Tudor/Gray Wool	1926-27	409.95	kit

### FORDOR CARPET, Wool

FCC3A25-BRN	Front and rear carpet kit/Fordor/Brown Wool	1923-25	409.95	kit
FCC3A25-GRAY	Front and rear carpet kit/Fordor/Gray Wool	1923-25	409.95	kit
FCC3B27-BRN	Front and rear carpet kit/Fordor/Brown Wool	1926-27	409.95	kit
FCC3B27-GRAY	Front and rear carpet kit/Fordor/Gray Wool	1926-27	409.95	kit

### CENTER DOOR CARPET, Wool

FCC4C22-BRN	Front and rear carpet kit/Center Door/ Brown Wool	1917-22	409.95	kit
FCC4C22-GRAY	Front and rear carpet kit/ Center Door/ Gray Wool	1917-22	409.95	kit

## NYLON FABRIC, Non-Authentic Nylon Fabric

### COUPE CARPET, FRONT ONLY

FCC1C221	Front carpet/ Coupe/ gray	1915-22	109.95	kit
FCC1C223	Front carpet/ Coupe/ brown	1915-22	109.95	kit
FCC1C225	Front carpet/ Coupe/taupe	1915-22	109.95	kit
FCC1A251	Front carpet/ Coupe/ gray	1923-25	109.95	kit
FCC1A253	Front carpet/ Coupe/ brown	1923-25	109.95	kit
FCC1A255	Front carpet/ Coupe/taupe	1923-25	109.95	kit
FCC1B271	Front carpet/ Coupe/ gray	1926-27	109.95	kit
FCC1B273	Front carpet/ Coupe/ brown	1926-27	109.95	kit
FCC1B275	Front carpet/ Coupe/taupe	1926-27	109.95	kit

### TUDOR FRONT AND REAR CARPET KIT

FCC2A251	Front and rear carpet kit/ Tudor/ gray	1923-25	206.95	kit
FCC2A253	Front and rear carpet kit/ Tudor/ brown	1923-25	206.95	kit
FCC2A255	Front carpet/ Coupe/taupe	1923-25	206.95	kit
FCC2B271	Front and rear carpet kit/ Tudor/ gray	1926-27	206.95	kit
FCC2B273	Front and rear carpet kit/ Tudor/ brown	1926-27	206.95	kit
FCC2B275	Front carpet/ Coupe/taupe	1926-27	206.95	kit



**1915-1925 Factory Pedal Spacing**



**1926-1927 Factory Pedal Spacing**

## FORDOR FRONT AND REAR CARPET KIT

FCC3A251	Front and rear carpet kit/ Fordor/ gray nylon	1923-25	206.95	kit
FCC3A253	Front and rear carpet kit/ Fordor/ brown nylon	1923-25	206.95	kit
FCC3A255	Front and rear carpet kit/ Fordor/ taupe nylon	1923-25	206.95	kit
FCC3B271	Front and rear carpet kit/ Fordor/ gray nylon	1926-27	206.95	kit
FCC3B273	Front and rear carpet kit/ Fordor/ brown nylon	1926-27	206.95	kit
FCC3B275	Front and rear carpet kit/ Fordor/ taupe nylon	1926-27	206.95	kit



## CARPET FASTENERS - 1915-27

**UF26** Carpet fastener button eyelet, nickel plated. Sometimes referred to as a Veltex Dot carpet fastener. It was especially made for early automobile and carriage carpets. It will not bend or break under the pressure of stepping on it. This carpet fastener is the female eyelet part that fastens onto the carpet itself and snaps to the stud in the floorboards. (part# UF27). Each eyelet consists of a 2 piece set (1 upper eyelet and 1 lower backing ring). 2 sets are required per carpet in you car. 1915-27 1.75 set

**UF27** Floor stud for carpet fastener button. This is the stud that screws into to floorboards and the carpet snaps onto to it. Nickel plated with a 5/8" wood screw stud. 2 per carpet. 1915-27 1.05 each



WELT



WELT-FO



TOP-M-F



TOP-M



UMSP-2295



4403U6

4403U8



TOP MATERIAL

## MATERIAL by the Yard

**TOP-M-F** Colonial "Ford grain" top material, 57" wide, exact copy of original top material for open cars. 1909-27 8.95 foot

**TOP-M** Top Material only, cobra long grain vinyl, 64" wide, roof material for closed cars. 1909-27 6.95 foot

**UMSP-2295** Madrid Black Vinyl Leatherette. The material that is most commonly used for seats and interiors of open cars. 1913-27 25.75 yard

**4403U6** Foam pad only for closed car top, 60" x 72" x 1/4" 1909-27 17.95 piece

**4403U8** Foam pad only for closed car top, 60" x 96" x 1/4" 1909-27 21.95 piece

## "HIDEM" TACK WELTING

**WELT** Hidem upholstery trim, black hide-a-tack welting. 1909-27 .50 foot

**WELT-FO** Closed car "Fold Over" style welting. The welting was used around the tops of closed cars. Nail it down and fold it over the head of the nails. Original style. 1923-27 .95 foot

**WELT-TB** Hidem welt end cap, Duplicate of original, Steel. Excellent quality. This is used to cover the ends of the tack hidem upholstery trim (Part# WELT) 1909-27 5.95 each

**WELT-TBSS** Hidem welt end cap, Duplicate of original. Stainless Steel 1909-27 10.25 each

**WELT-T** Welt tip, (or molding tip). 1909-27 .75 each



WELT-T



WELT-TB  
WELT-TBSS



D-TRIM

D-TRIMOR

## DOOR TRIM

**D-TRIMOR** Door upholstery trim, original 9/16" wide. Original size, old style beading gimp. 9/16" wide. For Touring and Roadster cars. This trim is used around the edge of the door panels. It is also used by the front and rear top bows where the fabric is joined. 1909-27 .50 foot

**D-TRIM** Door upholstery trim, (old style beading gimp) 5/8" 1909-27 .50 foot

## INTERIOR TRIM SCREW SETS - Nickel plated

721	Roadster and Touring	1917-22	7.85	722	Coupe	1919-22	13.95
351	Roadster and Touring	1923-25	3.10	352	Coupe	1923-25	16.95
671	Roadster and Touring	1926-27	2.95	672	Coupe	1917-22	15.75
354	Fordor Sedan	1923-25	22.25	673	Tudor Sedan	1926-27	7.25
674	Fordor Sedan	1926-27	22.95	723	Center Door	1917-22	17.95



INTERIOR  
TRIM SETS

## UPHOLSTERY END CAPS

45225A	Upholstery large end cap, for end of armrests on open cars	1917-22	15.95	each
45225B	Upholstery small end cap, for end of armrests on open cars	1922-25	12.95	each

## UPHOLSTERY FASTENERS

U-NAIL1	Upholstery and body nail kit, 1/2" long, 1/4 lb. box.	1909-27	2.55	box
U-HR	Upholstery hog ring kit, (medium size) package of 50.	1909-27	2.95	box
U-HRP	Hog ring pliers / installation tool		25.95	each
U-TACK	Upholstery large head trim tack, 7/16" black flat head.		4.25	box
D-NAIL	Door panel ratchet nail and grommet, open cars, plain head. Holds door and kick panels in place. Made of Plastic.	1926-27	1.15	each
B-NAIL1	Spiral tack nails for body molding, rain gutters, etc., pkg of 100	1909-27	3.25	pkg

## UPHOLSTERY BUTTONS

U-BUTTON	Upholstery button, black prong type, open type.	1915-27	.89	each
U-WASH	Washer for above button	1915-27	.35	each

## SIDE CURTAIN FASTENERS COMMON SENSE "MURPHY" FASTENER, Turn Button Style

### Original Style Cast Brass Murphy Fasteners

NOTE: Attach to the body and top bows. The side curtains then clip onto these.

Made of solid cast brass, excellent duplicate of original. Has the original encircled M engraved on fastener. Drilled and countersunk for brass mounting screws. For screws and eyelets see "BRASS EYELET & SCREWS page 195

These positive locking, turn button style, fasteners will never open accidentally. Each fastener is assembled with a spring mechanism that holds the fastener under tension in the desired position until turned and released by hand. (Use single height with one layer of fabric, double height when attaching two layers, triple if three layers are attached..)

NOTE: These are not the hollow, stamped brass style fastener sold by for less money.



MUR1



MUR1  
Base Shape



MUR2

\*\*MUR1, MUR2 and MUR3 are the most common style used on Model T's.

MUR1	Murphy curtain fastener, duplicate of original, solid brass, single height	11.75	each
MUR2	Murphy curtain fastener, duplicate of original, solid brass, double height	12.50	each

\*\*MUR1-BS and MUR2-BS have a 7/16" oval flat base, solid cast brass

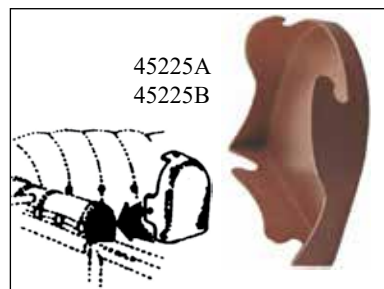
MUR1-BS	Murphy Fastener, thin oval base, single stack, solid brass	12.95	each
MUR2-BS	Murphy Fastener, thin oval base, double stack, solid brass	12.95	each
MUR3-BS	Murphy Fastener, thin oval base, triple stack, solid brass	14.50	each

\*\*MUR1-BC and MUR2-BC have a 3/4" oval flat base, solid cast brass

MUR1-BC	Murphy Fastener, 3/4" oval flat base, single stack, solid brass	13.00	each
MUR2-BC	Murphy Fastener, 3/4" oval flat base, double stack, solid brass	13.00	each

\*\*MUR1-TB and MUR2-TB have a 3/4" curved (concave) flat base, solid cast brass

MUR1-TB	Murphy Fastener, concave base for top bows, single stack, solid brass	13.00	each
MUR2-TB	Murphy Fastener, concave base for top bows or oval molding, double stack, solid brass.	13.50	each



U-NAIL1



D-NAIL



U-HR



U-HRP



U-TACK



B-NAIL1



U-BUTTON



U-WASH



MUR1-BS  
Base Shape



MUR1-BS



MUR1-BC  
Base Shape



MUR1-BC



MUR1-TB



## STAMPED BRASS COMMON SENSE FASTENERS

These are similar to the original style listed in the previous section, however they are made of stamped brass instead of the heavy duty cast brass and do not have the original encircled "M" stamped into them.

43002ABR	Murphy curtain fastener, tab style to attach to fabric, single height, stamped brass, for use with #MUR-E eyelet.	.95 each
43002AK	Common Sense Fastener, thin stamped brass, single height. NOTE: These are similar to the original style Murphy Fasteners (Part# MUR1) however they are not made of heavy duty cast brass and do not have the "M" stamped into them.	1.95 each
43002BK	Common Sense Fastener, thin stamped brass, double height	2.10 each



## BRASS EYELET & SCREWS for "Murphy" Fasteners

MUR-E	Murphy fastener eyelet, duplicate of original, brass, for use with any brass common sense fasteners Has correct style curved surface.	1.50 each
43006MSB	Mounting screws for Brass common sense fasteners (Murphy). BRASS, oval head sheet metal screws. Set of 10.	1.40 set



## "MURPHY" BACKING PLATE FOR FABRIC

MUR-BPL	Murphy Fastener Backing Plate, brass. Allow you to attach the Murphy fasteners on fabric. For fabric to fabric mounted applications. (with no other surface to mount to.) Includes one backing plate and two brass split rivets.	1.75 each
---------	--	-----------



## EYELET INSTALLATION TOOL

43007T	Punch for MUR-E and 43007AK. This tool is used for cutting holes in material when installing 43007AK, the curtain fastener eyelet and backing plate. Allows you to easily install these pieces without damage. 4" long.	96.25 each
--------	---	------------



## COMMON SENSE MURPHY FASTENERS, Nickel Plated Turn Button Style

NOTE: Attach to the body and top bows. The side curtains then clip onto these.

These positive locking, turn button style, fasteners will never open accidentally. Each fastener is assembled with a spring mechanism that holds the fastener under tension in the desired position until turned and released by hand.

(Use single height with one layer of fabric, double height when attaching two layers.)

43006AK	Common sense fastener, nickel plated stamped steel, single height, bolt on style	.85 each
43006BK	Common sense fastener, nickel plated stamped steel, double height, bolt on style.	1.20 each
43007AK	Curtain fastener eyelet and backing plate, nickel plated, For use with all 43006 curtain fasteners.	.45 each
43006CK	Curtain fastener, tab style, nickel plated stamped steel, single height	.90 each
43006DK	Curtain fastener, tab style, nickel plated stamped steel, double height	1.40 each
43006EK	Curtain fastener, wood screw style, nickel plated stamped steel, single height	1.50 each
43006FK	Curtain fastener, wood screw style, nickel plated stamped steel, double height	1.75 each
43006MS	Mounting screws for nickel common sense fasteners. Stainless steel, oval head sheet metal screws. Set of 10.	1.50 set



# LIFT-A-DOT FASTENERS, 1916-1927

“Dot” fasteners are an original style used on Model T’s. They snap together and lock securely on three of their four sides, but release easily by simply lifting on the fourth side, the side with the “Dot”. They were used on side curtains, tops, windshields and more. Made of nickel plated brass.

## LIFT-A-DOT Windshield, with Post Stud

LIFT-WS	“Lift-a-dot” windshield post stud, nickel plated, fasteners that screw into windshield post where side curtains attach, set of 8, single material height	18.95	set
LIFT-WS-1	“Lift-a-dot” windshield post stud, nickel plated, sold each, single height	2.50	each
LIFT-D	“Lift-a-dot” windshield post stud, nickel plated, Double height	1.95	each

## LIFT-A-DOT Windshield, Wood Screw Mount

LIFT-S	“Lift-a-dot” fastener, Wood screw mount, nickel plated, single height	.85	each
LIFT-SD	“Lift-a-dot” fastener, Wood screw mount, nickel plated, double height	1.95	each

## LIFT-A-DOT Fabric (Clinch) Mount

LIFT-TAB	“Lift-a-dot”, fastener stud, nickel plated, single, tab style (clinch mount)	.90	each
----------	--	-----	------

## LIFT-A-DOT Eyelet

LIFT-E	“Lift-a-dot” eyelet, female fastener and clinch plate, nickel plated	1.20	pair
LIFT-ETOOL	“Lift-a-dot” eye tool, punches hole and 4 slits for installing Lift-a-dot eyes. (part# LIFT-E)	62.95	each

## SNAP FASTENERS 1926-27


SNAP-M	Side Curtain male snap fastener (cinch curtain stud). These fasteners attach to the side curtains. They fit 7/16” hole. (Use part# SNAP-MT tool to attach these fasteners to the side curtains.)	12.25	each
SNAP-R	Female receiver for snap fasteners, special hard to find female receiver for push button curtain fasteners, (2 located on panel from front and rear. Doors on each side have 3 located on inside of each rear top bow).	6.50	each
SNAP-MT	Side curtain snap tool, 2 piece. (for use male fastener which is not being reproduced at this time).	19.95	each
SNAP-RT	Side curtain snap tool (for use part# SNAP-R).	3.45	each

## DURABLE DOT STUD FASTENERS - 1909-27

43003AK	“Durable” Dot Trim fastener studs, nickel plated, on 3/8” long wood screw, 10 per package.	5.95	pkg
43003BK	“Durable” Dot fastener studs, nickel plated, on 5/8” long wood screw, 10 per package.	9.95	pkg
43003CK	“Durable” Dot Trim fastener studs, nickel plated, on 10/32” X 3/8” machine screw, 10 per package.	5.95	pkg
43004AK	“Durable” Dot Trim fastener female socket, nickel plated, 10 per package. (For use with 43005AK)	6.25	pkg
43005AK	“Durable” Dot Trim fastener eyelets, nickel plated, 1/4” barrel, 10 per package. (For use with 43004AK).	2.95	pkg

## TOOLS FOR MOUNTING DURABLE STUDS


43005T	Tool for installing Durable Dot trim fastener sockets (43004AK and 43005AK), includes punch and plastic die tool (bed)	7.95	each
43004P	Punch Tool for installing the “Durable” female sockets (#43004AK) and eyelets (#43005AK). For use with Die tool (#43004D which is sold separately).	33.95	each
43004D	Die Tool (bed) for installing the “Durable” female sockets (#43004AK) and eyelets (#43005AK). Steel. Allows you to install these pieces without damage. The eyelet sets in the die. Then the material and socket are placed over the die. The Punch tool (#43004P which is sold separately) is then used to swedge over the die.	39.95	each



# SEAT SPRINGS

NOTE: The following are seat springs only. ("UPHOLSTERY KITS - Open Cars" on page 188 and "UPHOLSTERY KITS - Closed Cars - 1917-27" on page 191.)

THE 1909-12 BODIES VARY SO MUCH THAT WE REQUEST YOU SEND A PATTERN FROM YOUR CAR. 1909-13 CARS DID NOT USE BACKREST SPRINGS, THEY WERE ONLY COVERED PADDING.



MODEL T SEAT SPRINGS

## COUPE 1915-23

TS7000	Front cushion	181.00
TS7001	Front backrest	129.00

## COUPE 1924-25

TS7002	Front cushion, drivers	66.00
TS7003	Front cushion, passengers	66.00
TS7001	Front backrest	129.00

## COUPE 1926-27

TS7005	Front cushion	189.00
TS7001	Front backrest	129.00

## TUDOR 1923-25

TS7011	Front cushion, drivers	211.00
TS7012	Front cushion, passengers	103.00
TS7012A	Front backrest, drivers	92.00
Front passengers side backrest is padded		
TS7013	Rear cushion	171.00
TS7014	Rear backrest	153.00

## TUDOR 1926-27

TS7015	Front cushion, drivers	109.00
TS7016	Front cushion, passengers	103.00
TS7017	Front backrest, drivers	58.00

NOTE: Front passengers side backrest is padded

TS7018	Rear cushion	172.00
TS7019	Rear backrest	153.00

## CENTER DOOR 1915-22

TS7007	Front cushion, drivers	119.00
TS7008	Front cushion, passengers	77.00
TS7009	Rear cushion	214.00
TS7010	Rear backrest	179.00

## C-CAB TRUCK 1924-27

TS7062	Front cushion, drivers	65.25
TS7063	Front cushion, passengers	65.25
TS7064	Front backrest	139.00

## CLOSED CAB TRUCK 1925-27

TS7020	Front cushion, drivers	118.00
TS7021	Front cushion, passengers	118.00
TS7022	Front backrest	102.00

## TOURING and ROADSTER 1909-12

TS7023	Front cushion 1909-1910	173.00
TS7023-11	Front cushion 1911	173.00
TS7023-12	Front cushion 1912	173.00
TS7024	Rear cushion 1909-1910	173.00
TS7024-11	Rear cushion 1911	173.00
TS7024-12	Rear cushion 1912	173.00

## TOURING and ROADSTER 1913

TS7025	Front cushion	155.00
TS7026	Rear cushion	177.00

## TOURING and ROADSTER 1914-16 (For cars with brass radiators)

TS7027	Front cushion	168.00
TS7028	Front backrest	89.00
TS7029	Rear cushion	172.00
TS7030	Rear backrest	84.00

## TOURING and ROADSTER 1916-21

TS7031	Front cushion	148.00
TS7032	Front backrest	153.00
TS7033	Rear cushion	172.00
TS7034	Rear backrest	121.00

## TOURING and ROADSTER 1922-25

TS7035	Front cushion	122.00
TS7036	Front backrest	76.75
TS7037	Rear cushion	168.00
TS7038	Rear backrest	120.00

## TOURING and ROADSTER 1926-27

TS7039	Front cushion	162.00
TS7040	Front backrest	91.00
TS7041	Rear cushion	157.00
TS7042	Rear backrest	106.00

## FORDOR 1923-25

TS7043	Front cushion, drivers	109.00
TS7044	Front cushion, passengers	109.00
TS7045	Front backrest	144.00
TS7013	Rear cushion	171.00
TS7047	Rear backrest	128.00

## FORDOR 1926-27

TS7048	Front cushion, drivers	109.00
TS7049	Front cushion, passengers	109.00
TS7050	Front backrest	144.00
TS7051	Rear cushion	171.00
TS7052	Rear backrest	128.00

## WOODEN T BODIES

### SPEEDSTER SEAT SPRINGS

There are so many variations in these bodies that we can not stock these springs. Please send us a template of what you need, we will be glad to make them. Springs will be priced upon receipt of your patterns.

Used and NOS Parts  
Call for Availability

*Lang's*

Technical Support  
978-939-5500

197



## HINGE FOR WOOD SEAT LID

SEAT-LH Seat lid hinges, for lid under seat cushion, pair. (For wood seat lids only). Allow you to raise the seat lid for access to storage or fuel tank. 1909-27 42.95 pair



SEAT-LH

## REAR SEAT HEEL DOOR LATCH

3621 Rear seat door latch for small door on the heel panel of the rear seat. Excellent quality reproduction. Complete with polished brass knob, polished brass bezel plate and steel tension spring. 1909-10 149.95 each



3621



S151T

## DOOR and WINDOW PARTS

### GARNISH MOLDING and DOOR TRIM

S151R Door and body garnish molding, set of 6 sheet metal caps that screw on the top of the doors and on the top of the panels between the door and firewall, Roadster 1913 69.95 set

S151T Door and body garnish molding, same as above but for Touring 1913 79.95 set

4532FD Driver's side front window inside garnish molding. This frame goes on the top and both sides of the door window. For coupes and tudor sedans only. 1926-27 112.95 each

4532FP Passenger's side front window inside garnish molding. This frame goes on the top and both sides of the door window. For coupes and tudor sedans only 26-27 112.95 each

4532RGM Rear window inside garnish molding, coupe and tudor only, fiberglass 1926-27 173.95 each

4532RQGM Passenger's side quarter window inside garnish molding, for 5 window coupe only, fiberglass. 1926-27 173.95 each

4532LQGM Drivers side quarter window inside garnish molding, for 5 window coupe only, fiberglass. 1926-27 173.95 each

4532QP Quarter window lower garnish molding. For inside Tudor Sedan rear windows that open. NOTE: This part will need to be trimmed to fit. 1926-27 149.95 pair

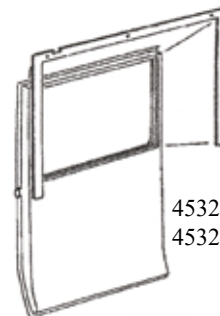
4532CLF Clip for door molding, for front door edge, used to screw molding to door, closed cars. 2 per car. 1926-27 17.95 each

4532CLR Clip for door garnish molding, used to screw molding to rear door edge, closed cars. 2 per car. 1926-27 17.75 each

4532 Metal garnish molding coupe/tudor, for bottom of window on door, this is the piece or metal with the slot for the door latch knob (part number 4532B is placed under it. 1926-27 155.95 pair

4532B Door latch, anti-rattle rubber gasket. Molded rubber gasket that surrounds inside door opening lever on closed cars. Fits under garnish molding. 1 pair per car. (One pair for Tudor and Coupe, Two for Fordor Sedan.) 1926-27 3.85 pair


4532TR Door bezels trim, open cars. Metal trim pieces for finishing door panel around striker, dovetail, and the door opener. Contains a set for 2 doors. 1915-27 12.75 set



4532FD  
4532FP



S151R



4532LQGM

4532RQGM



4532CLF

4532QP

4532

## DOVETAIL ASSEMBLY

5052BX Door female dovetail assembly, 4 hole type. 1924-27 11.95 each

5052BX-RB Rubber bumper for female dovetail assembly. For use with Part# 5052BX. There are 2 bumpers in each dovetail. 1924-27 1.90 each

5053BX Door male dovetail assembly, 4 hole type. 1924-27 3.25 each

5053MB Door dovetail mounting screw set, set of 4, For use with male dovetail bracket, Part# 5053BX (one set per each bracket) 1926-27 .75 set



4532B



4532TR



5053BX



5052BX

## HINGE PINS, SCREWS and WASHERS

5205XE Door Hinge Pin Set for 1 Door Original Style. Correct size and shape hinge pins for open cars. Sold one pair for one door 1912-24 1.70 pair

5205X Door hinge pins, open cars, 3/16" diameter by 1-13/16" long. 1916-25 .55 pair

5205BX Door hinge pins, 7/32" diameter by 2-1/4" long, can be shortened to fit various body styles. 1926-27 .90 pair

5297SS Door hinge washer set. Stainless Steel, will not rust. Special countersunk washer used in mounting hinges. Set of 8 washers for one door (2 hinges). 1926-27 12.00 set

5297S Door hinge washer set. Steel, Set of 8 for one door (2 hinges) 1926-27 .95 set



5052BX-RB



5205XE  
5205X  
5205BX



5297SS

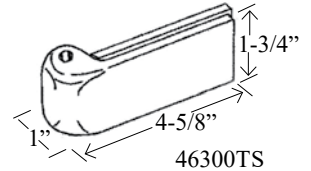
5297X



5297FR



5297RR



46300TS

## DOOR HINGES

5297X	Door hinge, touring and roadster.	1914-25	68.95	each
5297FR	Front door hinges, open car. Set for left and right front doors.	1926-27	149.95	set
5297RR	Rear door hinges, open car. Set for left and right front doors.	1926-27	147.75	set
46300TS	Door hinge, tudor and coupe, needs to be cut to length and holes drilled. (There are three hinges per door)	1926-27	62.50	each

3876LEN  
3876LEB

## DOOR STRAPS

### Original Style Straps



162592 162592S

3876LEN	Door strap, black leather with brass screws and washers.	1909-10	10.75	each
3876LSB	Door strap, open cars, black leather with brass screws and washers.	1911-14	5.60	each
3876WS	Door strap, open cars, blackened cotton web (to be nailed under door panel, nails not included).	1915-22	7.95	each
162592S	Door strap, closed car, black rubber loop type, 6" long.	1909-27	4.95	each
162592	Door strap, closed car, black rubber loop type, 7" long.	1909-27	4.25	each




3976WS



3876LNA

### Accessory Style Straps

3876LEB	Door strap, natural leather with brass hardware	1909-10	10.75	each
3876LNA	Door strap, open cars, natural leather with brass hardware	1909-27	10.75	each
3876LSN	Door strap, open cars, black leather with nickel hardware	1909-27	5.55	each



3876LSN - 3876LSB

## FOOTMAN LOOPS for Rubber Door Straps

42150BQ	Footman loop, black, best quality. Original style with correct shape and width. 2 1/4" from center of hole to center of hole. 1/2" tall,	1909-27	4.95	pair
42150BL	Footman loop, black, as original, for rubber door straps or top straps. 1 7/8"	1909-27	3.35	pair
42150B	Footman loop, chrome plated, for rubber door straps or top straps. Accessory color. 2 1/4"	1909-27	1.95	pair
42150BR	Footman loop, solid brass, for rubber door straps or top straps. Accessory color. 2 1/8"	1909-27	3.95	pair



42150B

42150BQ

42150BL

42150BR



45503



6927AX



6927BX



6927CX



80332

## DOOR BUMPERS

45503	Door Bumper, Roadster and Touring Cars. Black rubber bumper. One is used on each door.	1926-27	8.35	each
6927AX	Bumper, 5/8" high, 15/16" W, 1-3/8" long, slanted to		5.75	each
6927BX	Bumper, 5/8" high, 15/16" wide, 1-3/8" long, flat top	1926-27	4.10	each
6927CX	Bumper, 1/2" high, 15/16" wide, 1-3/16" long, flat top		3.95	each
80332	Bumper retainer for door		5.75	each
702610NS	Coupe and Tudor door bumper set, 10 piece set	1926-27	8.75	set



702610NS

## WINDOW LIFT STRAPS

10423-GY	Window lift strap, Gray. Raises and lowers the window on closed cars, made of authentic gray wool. For door and quarter windows	1921-22	65.95	pair
10423-BN	Window lift strap, Brown. Raises and lowers the window on closed car, made of authentic brown wool. For door and quarter windows	1921-22	65.00	pair

10423-GY  
10423-BN

# DOOR LATCH, HANDLE and STRIKER PLATE

## OPEN CARS

3661	Door handle, solid brass, highly polished excellent reproduction 1909-10	249.95	pair
5677AX	Latch set with striker plate, set of 2.	1909-10 665.00	set
5678AX	Door handle and latch set with striker plate, set of 2	1911-12 525.00	set
5677BX	Complete door latch for 1911 Torpedo Roadster. Set includes the two latches for doors, brass bezel plates for the top of doors, brass knobs for the end of the handles and striker plates. Excellent quality reproductions.	1911 345.00	pair
5678BX	Door handle and latch set with striker plate. Fits 1912 rear doors of touring cars with inside door handle, set of 2, mid to late 1912	395.95	set
5678RX	Door handle latch + striker set, Roadster, one set for the one door	1913 195.95	set
5679X	Door handle latch + striker set, touring, passengers rear door	1914-16 157.95	each
5680X	Door handle and latch set with striker plate, touring and roadster, fits passenger's front door or driver's rear door	1914-16 157.95	each
5679AX	Door latch, open car, passenger's rear door	1917-25 37.95	each
5680AX	Door latch, open car, Passenger's front and driver's rear door	1917-25 37.95	each
5681B	Striker plate only, open cars	1917-25 31.95	each
5679BX	Door latch, open car, driver's side front and rear doors	1926-27 37.95	each
5680BX	Door latch, open car, passenger's side front and right rear doors	1926-27 37.95	each
5679-80RK	Door latch repair kit, coupe, tudor, TT closed cab. Includes all the springs and rivets needed to repair both door latches	1926-27 21.95	each



## CLOSED CAR LATCHES

5679FX	Door Latch, Coupe and Tudor. Passenger's side	1926-27 108.95	each
5680FX	Door Latch, Coupe and Tudor. Driver's side.	1926-27 108.95	each
50060-1X	Door striker plate, inner reinforcing plate and mounting hardware, for coupe and tudor only.	1926-27 11.25	each



## DECORATIVE LEVER EXTENSIONS

5679EX	Door lever decorative extension, open cars	1915-27 9.50	each
3524AB	Lever extensions, decorative polished brass accessory. Can be used on door levers or spark and gas rods.	1919-27 23.95	pair
3524AN	Lever extensions, decorative, nickel plated accessory. Can be used on door levers or spark and gas rods.	1916-27 24.95	pair
3524AC	Accessory spark & gas lever extensions, chrome plated. Can be used on door levers or spark and gas rods.	1917-27 23.95	pair



## INSIDE DOOR KNOB

35710	Inside door knob, closed car.	1924-27 5.25	each
-------	-------------------------------	--------------	------



## OUTSIDE HANDLE

70235OP	Door handle, outside, closed car.	1926-27 28.75	each
7023PAD	Outside door handle rubber pads.	1926-27 .75	pair
7023MB	Mounting bolt set for above handle.	1926-27 1.10	set
7023TT	Door handle, outside, TT closed cab, aluminum, not polished	1925-27 18.95	each
7023TT1	Door handle, inside, TT closed cab, cast iron, , not polished	1925-27 18.95	each



## DOOR LOCK

7023DL	Door lock with key, closed cars. Half turn locking mechanism	1924-27 13.95	each
7023SCR	Door lock mounting screw	1924-27 1.25	each

## WINDOW RISER HANDLE

702780A	Window riser crank handle with set screw.	1915-27 7.45	each
48139A	Escutcheon plate, for window riser crank handle, spring loaded	1915-27 4.95	each




## WINDOW RISER REGULATOR

50400X	Window regulator, right, coupe and tudor.	1926-27	39.95	each
50401X	Window regulator, left, coupe, and tudor.	1926-27	39.95	each
50401RK	Window regulator repair kit, hardened gear with shaft and rivets	1926-27	15.95	kit
50401SP	Window regulator replacement spring.	1926-27	6.25	each
50401MS	Regulator mounting screw and washer set for 2 doors.	1926-27	1.95	each
5069B-KIT	Window Lifter Rod Rebuilding Kit. For "Swing Lever and Notch" type lifters. Used in some Center Door sedans, Coupes, and Fordor Sedans. This set is for one window, contains one spring, two rod nuts and two rod washers.	1923-1925	13.25	each
5090	Window Regulator (Riser) Gear Casing, aluminum. Replaces the original which was made of die cast pot metal and became brittle and failed easily. It is the gear casing only. You need to use the internal parts from your original window regulator. The same casing was used for both the right and left doors.	1923-25	79.95	each
5092	Window Lifter Counter Balance Spring. Replacing this spring makes the window go up much easier. It measures 5-7/8 inches hook to hook. For 1922-23 Center door Sedans, 1922-25 Coupes, 1924-25 Tudors, and 1923-24 Fordor Sedans. (1925 through 1927 Fordors with modification.)	1922-27	8.50	each
17200BN	Threaded Nut. Fits in the arm of the window regulator that is inside the door and rolls the window up and down. Aluminum, (originally made of fragile pot metal). Fits Tudor and Fordor Sedans with wood frames doors.	1924-25	14.95	each



## WINDOW SHADES and BRACKETS

A48300-12	Window Shade, Tan Cloth, 12-1/4".	1915-27	36.95	each
A48300-12GRY	Window Shade, Gray Cloth, 12-1/4".	1915-27	36.95	each
A48300-14	Window Shade, Tan Cloth, 14".	1915-27	36.95	each
A48300-14GRY	Window Shade, Gray Cloth, 14".	1915-27	36.95	each
A48300-20	Window Shade, Tan Cloth, 20".	1915-27	36.95	each
A48300-20GRY	Window Shade, Gray Cloth, 20".	1915-27	42.95	each
A48300-24	Window Shade, Tan Cloth, 24".	1915-27	36.95	each
A48300-24GRY	Window Shade, Gray Cloth, 24".	1915-27	36.95	each
A48300-26	Window Shade, Tan Cloth, 26".	1915-27	36.95	each
A48300-26GRY	Window Shade, Gray Cloth, 26".	1915-27	36.95	each
1040SB	Shade bracket set, chrome plated.	1915-27	13.25	pair




## CHANNEL and RUBBER

8020CH

8020CH	Bottom metal channel for window glass.	1926-27	9.45	each
8020	Door glass to metal channel rubber seal, long lasting, has rain seal lip. 6 feet long, enough for 2 windows.	1924-27	11.95	each
9462X	Lower window stop bumper, this is the rubber bumper that the glass rests upon when lowered, mounts on ledge at bottom of door, Coupe, Sedan, Tudor and Ton Truck (used 2 per window) for all closed car windows that can be lowered	1915-27	.95	each
19008D	Upper door seal, steel strip with rubber insert. Wipes against the glass when the window is put up and down. Keeps the rain out of the door. Used on 1924-25 Coupes, 1923-27 Fordors and 1924-27 Tudors. Needs to be cut to length.	1923-27	12.95	each
8030	Rear window rubber.	1923-27	6.85	each
8035	Quarter window rubber.	1926-27	12.90	pair
8399CH	Glass channel strip, felt lined, for closed cars, 48 inches long.	1917-25	18.75	each
8399CL	Clip for door glass channel. Clip for bottom and top of each glass felt lined channel strip. (Part# 8399CH)	1917-25	.70	each
8399DCH	Tudor window channel kit, includes; felt channel, clips, top window rubber, glue, and screws, for doors only. Also fits closed cab Ton Truck	1926-27	91.95	set
8399T	Top window rubber, closed car.	1919-25	2.50	each
8399TB	Top window rubber, closed car.	1926-27	3.85	each
8399A	Window rubber and glass channel adhesive, black, 5 oz. tube.	1909-27	8.95	each





## STEWART SWIVEL DRIVE MOUNTING SETS

These bracket sets are used to mount the swivel drive joint to the front axle.

4003S	Stewart speedometer drive mounting set	1908-10	165.95	set
4003AS	Stewart speedometer drive mounting set	1911-14	165.00	set
2740S	Stewart speedometer drive mounting set, for use with a spindle are that has the hole for the L-Arm, part #SP-SA	1911-14	104.95	set
4003BS	Stewart speedometer drive mounting set, mounts behind the front axle, clamps on spindle arm. Uses shorter cable than part# 3986S	1914-25	164.95	set
1516S	Stewart and Ford Special speedometer drive mounting set, mounts behind front axle, clamps on spindle arm. Uses shorter cable than part# 3986S	1915-25	159.95	set
3986S	Stewart speedometer drive mounting set, mounts in front of axle for use with a longer 66" cable	1920-23	133.95	set
11296S	Stewart speedometer drive mounting set, mounts in front of axle, for use with a longer 66" cable	1923-27	133.95	set

## PARTS for MOUNTING SETS, Stewart

SP-SAE	Speedometer S-Arm bracket, (from L-arm to swivel), Also called a S-link. This bracket is the early style that has no ribs.	1905-10	81.50	each
SP-SA	Speedometer S-Arm bracket, (from L-arm to swivel)	1909-16	75.95	each
17269	Stewart Swivel Drive Mounting Bracket. This bracket allows you mount a speedometer drive assembly on cars that do not have the speedometer bracket hole in spindle arm. Mounts to the passenger side spindle arm and is what the swivel arm mounts to. Threads for attaching swivel arm are 3/8-16. Cast Bronze	1911-14	49.95	each
SP-L	Stewart L-shaped bracket and nut, holds swivel on spindle	1911-14	14.95	each
SP-EN	Stewart Speedometer Model 160 spindle arm extension stud, Tapered end. The overall length is 3-3/16" (Included in #3986S set).	1920-23	24.35	each
SP-ENS	Stewart Speedometer spindle arm extension stud, straight, The overall length is 3". (Included in #11296S set)	1923-27	37.95	each
SP-CB	Stewart speedometer clamp block, clamps brackets to clamp.	1908-27	38.75	each
SP-CBB	Bolt for Stewart speedometer clamp block #SP-CB. Special thick head bolt, exact reproduction.	1908-27	10.25	each
4003X	Stewart Speedometer Clamp bracket. This bracket mounts to the passenger side spindle arm and attaches to the clamp block and bar. Cast Bronze. This is the early straight, upright style bracket.	1908-25	45.95	each
4007X	One piece clamp bracket and bar for mounting Stewart speedometer drive joints.	1920-23	79.95	each
4015S	Stewart speedometer clamp bar, short. 2-1/2" long. This part of the swivel drive joint mounting set is the bar that extends from swivel arm, SP-SA to the clamp block, SP-CB.	1908-1910	5.75	each
4015L	Stewart speedometer clamp bar, long. 3-3/8" overall size. This part of the swivel drive joint mounting set is the bar that extends from swivel arm bracket, SP-SA to the clamp block, SP-CB.	1911-16	5.95	each
11295	Stewart speedometer clamp bracket and bar. This item clamps on one side to the swivel drive joint and the other side mounts onto the straight style extension nut SP-ENS.(It is included in the speedometer drive mounting set #11296S.	1923-27	96.95	each



## SPEEDOMETER BOOKS

- RM6 Speedometers, 64 pages. Identifies speedometers and components used from 1909-27. Also offers sections on repairing, restoring and installing speedometers. Prepared and edited by the Model T Ford Club of America 12.00 each
- TAAS The Antique Automobile Speedometer, by Russ Furstnow. Covers the history of the major manufacturers and early inventors. Includes specific information about speedometer assembly and components by year and manufacturer. 180 pages, many photos, diagrams and copies of original sales brochures. soft cover 28.95 each
- TAAS-DVD The Antique Automobile Speedometer, by Russ Furstnow. In DVD form 21.95 each
- STEW1 Stewart Warner, The World's Standard Speedometer, installation and care, 8 page pamphlet, 3-1/4 X 6-1/4. 2.95 each



TAAS

RM6



TAAS-DVD

STEW1



SPG1E

SPG1E1911

SPG1

SP1913GS

## STEWART GEARS

- SPG1E Speedometer Gear for Stewart #1 Swivel, 16 tooth 8 pitch, solid brass. Uses cotter pin to hold it onto swivel. Used from 1909 thru March 1911 1909-11 87.50 each
- SPG1E1911 Speedometer Gear for Stewart #1 Swivel. 1911 style that is counter-bored and uses special lock nut and washer that holds the gear to the swivel. 16 tooth 8 pitch, made of solid brass. 1911 95.00 each
- SPG1 Speedometer gear, 16 tooth, 8 pitch, for Stewart Warner swivels (mates with 60T, 8P wheel gear, SPG-22). Made of durable black Delrin. 1912-25 23.45 each
- SPG-22 Speedometer #22, Stewart wheel gear (road gear), stamped solid brass, 60 tooth, 8 Pitch, (brass original for 1909-12, but this gear can be used on later T's). Mates to SPG1 Drive gear on right front wheel. 6-1/8" diameter from center of screw hole to center of opposite hole. 1909-12 99.95 each
- SP1913GS Gear set for the Stewart swivel with a 2-1/2 to 1 right hand gear ratio. This set contains two pieces: the input shaft with spiral gear and the intermediate gear. The output shaft with bevel gear is not included as it receives little wear. 275.00 each



SPG-22



SPG4PG

SPG490C

## STEWART MODEL 470 GEAR, CABLE, and DRIVE

- SPG490S Stewart Model 490 drive unit, bracket, and wheel gears, for wire wheels only. 1926-27 295.95 each
- SPG490C Stewart Model 490 speedometer cable, 60", 3/4" male and 7/8" female threads. 1926-27 112.95 each
- SPG4PG Stewart Model 490 speedometer pinion gear, 11 tooth pinion drive gear for use with 21" wire wheels only. Made of sturdy black Delrin plastic 1926-27 119.95 each




SPG490S

## STEWART INSTALLATION KIT (Modern style)

Modern Style Components, For Use With ORIGINAL Stewart Speedometer Heads.

- SP-MOD-S Speedometer set-up. Modern non-original style speedometer set-up. Includes an adapter that allows you to use an original Stewart speedometer head, for use with most original Stewart heads. (Not original style cable but will work). The gear has 1,000 revolutions per mile. Installation instructions are included. **NOTE:** Does not include the speedometer head. 369.50 set



SP-MOD-S

## WHEEL SPACERS and SCREW SETS

- SP-WSE Wheel spacer and screw set, 8 piece set. 1/2" long brass spacers 1909-10 8.95 set
- SP-WSE1 Wheel spacer and screw set, 8 piece set. 3/4" long brass spacers 1911-12 9.10 set
- SP-WS Wheel spacer and screw set, 6 piece set. 3/4" long brass spacers 1913-25 9.10 set



SP-WSE



## CLOTH SPEEDOMETER COVER

CC-SPEED Cotton Dust Cover for speedometer. Made of cotton backed flannel to help prevent tarnishing, scratching and protect your brass speedometer.  
1909-27 13.50 each



CC-SPEED



1516S

## FORD SPECIAL GEARS and BRACKETS

NOTE: Ford used these in 1914-15. They were also supplied as an aftermarket accessory up to 1918. The Ford Special speedometers are driven with a direct drive instead of a swivel and are unique in that they run 2000 RPM at 60 mph. These parts are suitable for any "Ford Special" speedometer, regardless whether it is a Jones, Stewart, Johns-Manville, Sear Cross, Corbin, Standard Thermometer Co.

- 1516S Stewart and Ford Special speedometer drive mounting set, mounts behind front axle, clamps on spindle arm. Uses shorter cable than part# 3986S 1915-25 159.95 set
- 6227X Ford special speedometer mounting bracket, (pinion support with nut) holds the Ford special straight drive. It mounts in the hole in the spindle arm. 79.95 each
- 6262X Ford special speedometer straight drive, mounts on part #6227X and speedometer cable attaches to this (correct for the following speedometers Stewart, Johns-Mansville, Sears Cross Co., Standard Thermometer Co., Jones) original from Ford in 1914-1915 but also will also work on cars up to 1917 99.95 each
- SPG-FS Ford Special swivel gear, 12 tooth, 8 pitch. Made of black Delrin for long lasting life, (mates with 35T, 8P wheel gear). 23.25 each
- 6225X Ford special road gear (pinion gear) laser cut, 35 tooth, 8 pitch. This gear screws to the wheel. Runs well with a good fiber gear Part# SPG-FS. Used on Model T hubs with inside shoulder that were originally used on 1914-17 T's 64.95 each



6262X



SPG-FS



6225X

## CABLE LUBE

SP-LUBE Cable lube, special graphite type, 1/2 ounce tube. 3.95 each



SP-LUBE



6227X

## SPEEDOMETER CABLE KITS

Modern style replacement cable kits for original cable housings. Allows replacement of the problem-prone chain. Comes with plastic liner, cable with one end attached to cable and one end to be is crimped with electrical wire crimper. Instructions included.

### STEWART SPEEDOMETER CABLE KITS

CKIT4	Stewart 4 foot kit	52.50	CKIT6	Stewart 6 foot kit	59.25
CKIT5	Stewart 5 foot kit	56.95	CKIT7	Stewart 7 foot kit	62.50

### JONES SPEEDOMETER CABLE KITS

CKITJ4	Jones 4 foot kit	52.50	CKITJ6	Jones 6 foot kit	59.25
CKITJ5	Jones 5 foot kit	56.95	CKITJ7	Jones 7 foot kit	62.50
SP-JT	Jones cable tip only	14.95			

### FORD SPECIAL SPEEDOMETER CABLE KITS

CKITF4	Ford Special 4 foot kit	52.50	CKITF6	Ford Special 6 foot kit	59.25
CKITF5	Ford Special 5 foot kit	56.95	CKITF7	Ford Special 7 foot kit	62.50

## FORD SPECIAL CABLE and HOUSING 1914-1917

6241X 6241X Speedometer cable housing and cable assembly, 54" long, just over 1/2" diameter, steel housing, brass ends, correct for all Ford Special speedometers 239.95 set

## STEWART MODEL 490 CABLE

SPG490C Stewart Model 490 speedometer cable, 60", 3/4" male and 7/8" female threads. 1926-27 112.95 each



SPEEDOMETER  
CABLE  
KITS



SP-JT



6241X



SPG490C



SP-STRB



SP-STRN  
SP-STR

## SPEEDOMETER CABLE SUPPORT STRAPS

SP-STRB Cable support strap, blackened cotton web with steel hooks on each end. One end hooks to the speedometer cable and the other end hooks the front fender bracket. Ford Special set-ups only 1914-15 36.95 each

SP-STR Cable support strap, blackened leather, brass hardware 1909-16 11.95 each

SP-STRN Cable support strap, natural color leather, brass hardware 1909-16 11.95 each

## SPEEDOMETER CABLE HOUSING

CHS Speedometer cable housing, with Stewart ends, brass, 5 feet long, inside diameter 3/4" 20 tpi., fine thread. Does not include cable kit. 86.70 set

CHJ Speedometer cable housing, with Jones ends, brass, 5 feet long, inside diameter 7/8" 18 tpi., fine thread. Does not include cable kit. 86.70 set

CH-FT Speedometer cable housing ONLY, brass 15.65 foot



CABLE  
HOUSINGS

## CABLE HOUSING GROMMETS

SCG1 Rubber speedometer cable housing grommet, protects the brass housing where it passes through the 1" hole in the passenger's side splash apron, first added in 1914, can be used on earlier cars. 1909-13 1.50 each

SCG2-BQ Rubber speedometer cable housing grommet. This is an exact copy of the original with the correct thickness and shape. It goes into the 1-1/4" hole in the passenger's side splash apron, to protect the speedometer cable where it passes through. Original part for use with speedometers. Excellent quality. 1914-27 12.95 each

SCG2 Rubber speedometer cable housing grommet, goes into the 1-1/4" hole in the passenger's side splash apron, to protect the cable where it passes through. 1914-27 3.00 each

SCGJ-BQ Jones Speedometer Rubber Speedometer Grommet, brown, stamped JONES SPEEDOMETER N.Y. An exact copy of the original with the correct thickness and shape. It goes into the 1-1/4" hole in the passenger's side splash apron, to protect the speedometer cable where it passes through. Original for use with Jones speedometers. Excellent quality 12.95 each



CH-FT



SCGJ-BQ



SCG2-BQ



SCG1



SCG2



SPST

## CABLE HOUSING ENDS

SPST Stewart drive cable end set. Cable ends for use with Stewart Speedometer drive, 2 piece set. Can be used with original chain or modern cable. 44.00 set

17261S Stewart, 3/4-20 fine thread cable nut, for speedometer head end of cable. 13.95 each

17261J Jones, 7/8-28 fine thread, for speedometer head end of cable. 13.95 each

17261FS Ford Special, 7/8-18 coarse thread,, for speedometer head end of cable. 13.95 each

17261DE Drive end nut, attaches cable to the swivel mounted on the front end. 3/4-20 fine thread, outside is hex shaped, fits all speedometer set ups 13.95 each



17261S

17261J



17261FS

17261DE

## MODERN REPLACEMENT SPEEDOMETER

SPEED-S SPEEDOMETER AND SET UP, 0-80 MPH, modern style, with trip odometer, right front wheel drive, 3/4" wide gear presses on hub, bracket clamps to steering arm, complete with all gears, brackets, cable and instructions. Requires 3-3/8" hole drilled in dash for mounting 425.00 set

SP-MTD Speedometer mount, optional WOOD firewall mount for SPEED-S head only. Made of heavy duty plastic, unpainted 27.95 each

SP-MTC Optional steering column mounting bracket for SPEED-S head only, for those who do not want to cut a hole in the dash of their Model T, unpainted 62.75 each



SP-MTC



SP-MTD



SPEED-S

Used and NOS Parts  
Call for Availability

*Lang's*

Technical Support  
978-939-5500

205

# BRASS HORN SET-UPS, Complete

**HOW TO ASSEMBLE HORN KITS,** Refer to pictures to identify part numbers.

1. Remove (unsolder) fitting on end of your horn
2. Solder #6432A1 to the end of your horn
3. Thread reed #6432R into small adapter #6432A1
4. Thread horn tubing over reed and onto #6432A1
5. At mounting bracket end of tubing thread #6432A2 onto bracket.
6. Slide horn bulb over #6432A2 adapter

NOTE: These horn set up kits have polished brass housings, and include the of adapters, flex tubing, mounting bracket, rubber horn bulb and horn reed.. (Does not include the horn)

6432HS2	Horn set up, 2 feet long	109.10	set
6432HS3	Horn set up, 3 feet long	114.25	set
6432HS4	Horn set up, 4 feet long	121.75	set
6432HS5	Horn set up, 5 feet long	128.65	set



## HORN TUBING ASSEMBLIES, Original Style

6410	Horn Flex Tubing assembly. Original style horn tubing assembly with correct bracket and threaded adapters installed. 20" long. NOTE: Does not include the reed or horn bulb.	1913-14	89.95	each
6410B	Horn Flex Tubing assembly. Original style horn tubing assembly with correct bracket and threaded adapters installed. Correct length for horns mounted under the hood. NOTE: Does not include the reed or horn bulb	1915	109.95	each



## HORN FLEX TUBING, by the foot

6432FT	Horn flex tubing only, brass, 1/2" inside diameter, per foot (no ends included).	15.65	foot
--------	--	-------	------

## HORN RUBBER BULBS

6432RBL	Horn bulb, black rubber with brass ferrule, 4 inch diameter	23.95	each
6432RBS	Horn bulb, black rubber with brass ferrule, 3 inch diameter	19.95	each

## HORN REED FOR BULB HORN

6420	Reed assembly, includes the reed and holder. Threads into the bracket end of 6410 and 6410B original size tubing only. (The smaller size thread for reproduction sets is part# 6432R.)	1913-15	59.95	each
6432R	Horn reed for bulb, does not include the reed adapter, part# 6432A1. 5/8 x 32 thread. for reproduction horn set-ups only.		14.95	each

## ADAPTERS and BRACKETS

6432A1	Adapter 1, brass threaded adapter, holds reed and attaches flex tubing to horn. 5/8 x 32 thread. 1" long	9.50	each
6432A2	Adapter 2, brass threaded adapter, mounts to the mounting bracket, part #6432MB, and the horn bulb slides over it. 5/8 x 32 thread. 4" long	12.95	each
6432MB	Horn mounting bracket, brass, attaches to flex tubing	24.95	each





## HORN SCREENS, for Brass Horns

6432SCR	Brass screen only 6" X 12", for horn and carburetor screens	9.50	each
6432SCRS	Brass screen only 3" X 6", for horn and carburetor screens	9.25	each
6432SCREW	Horn screen rim mounting screws, Solid Brass. These screws have a 6/32" thread which is slightly larger than the originals. To use, either tap your original ferrules to 6/32" or install the supplied ferrules in place of the originals.	9.65	pair



6432SCREW

6432SCR

6432SCRS



6432DN  
6432DN-12



6432DXN  
6432DXN-12

## ELECTRIC HORNS, All New Construction

6432DN	Model T Battery Horn, All external metal parts are 100% interchangeable with original. Every radius, bend, and metal gauge is exact per factory specs. Rugged black gloss powder coat finish. Uses a stainless steel diaphragm to prevent pin hole rusting. Electronic motor eliminates troublesome point contacts while retaining authentic sound. Works excellently. For use on 6 volt negative ground systems. Bracket included - Ready to bolt on.	1922-25	239.95	each
6432DN-12	Model T Battery Horn, 12 volt, Same as above horn.	1922-25	239.95	each
6432DXN	Model T Battery Horn, 6 volt, Same as above horns, with a 1926-27 bracket. Ready to bolt on.	1926-27	239.95	each
6432DXN-12	Model T Battery Horn, 12 volt, Same as above horns, with a 1926-27 bracket. Ready to bolt on.	1926-27	239.95	each

## BATTERY HORN PARTS

6432BEL	Bell for battery horn. steel. This horn bell can be used on both battery and magneto horns	1919-27	30.75	each
6432COV	Horn motor cover, steel. 2" tall	1919-25	38.50	each
6432COVB	Horn motor cover steel, gloss black powder coated, 1-1/2" tall	1926-27	19.95	each
6432DIA	Diaphragm for battery horn, steel. Often rusted out item	1919-27	16.50	each



6432BEL



6432COVB



6432DIA

## HORN BRACKETS

6437E	Mag horn mounting bracket. Mounts to steering column bolt and fire-wall	1915-23	11.65	each
6437	Electric horn bracket, for magneto and battery horns. Attaches to head bolt and water inlet bolt on engine.	1919-25	15.95	each
6437BQ	Electric horn bracket. Best Quality. Made from the original specifications. Does not require any adjustment to fit properly. Made of Heavy 1/8" formed steel. Mounts to the two water inlet bolts.	1926-27	28.40	each
6437B	Electric horn bracket, magneto and battery. May need to be adjusted to fit. Mounts to the two water inlet bolts.	1926-27	12.95	each



6437E



6437



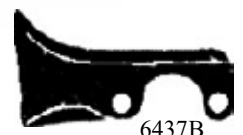
6437BQ

## HORN WIRE SET

5042H	Horn wire set, black wire for terminal block to horn button, and from horn button to horn	1915-27	8.95	each
-------	---	---------	------	------



5042H



6437B

Used and NOS Parts  
Call for Availability

*Lang's*

Technical Support  
978-939-5500

207



8028XNOS



8028X



8651



6983A



6983B



6983C



A-BUT

## HORN BUTTONS

8651	Horn & Light Switch Button only, Used on T's that had the horn button/light switch combination on the steering column	1918-22	31.75 each
8028X	Electric horn button with bracket, mounts on steering column. For use with battery horns on cars with starters and generators.	1918-27	39.95 each
8028XNOS	Horn switch casing only. New Old Stock original unused part. (Metal housing only, no button or wiring.)	1918-27	15.00 each
6983A	Black button only for horn button, magneto horns	1915-17	14.50 each
6983B	Black button only for horn button	1922-25	14.50 each
6983C	Black button only for horn button	1926-27	14.50 each
A-BUT	Horn button, mounts on any flat surface with 2 screws. Similar to style used for horn on 1915-16 Model T's, but can be used on any year car. (NOTE: The bolt pattern on this button is different than on the original flat mount horn button.)	1909-27	3.95 each



AER-C



AER-W

## EXHAUST WHISTLES

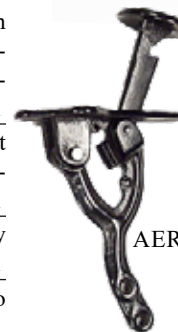
AER-W	Exhaust Whistle, solid brass, This is a single pipe whistle with a beautiful clean tone, which is adjustable to suit the individuals' own taste. Threaded for 1 inch adapter Part# AER-RA. Length is 12".	199.95 each
AER-C	Exhaust Whistle, unpolished copper, four individually tuned pipes give out the clear and distinguished sound of a BY-Gone train whistle. Excellent for tours and parades. Threaded for 1 inch adapter Part# AER-RA.	222.95 each
AER-V	Exhaust whistle control valve, CUT-OUT . Splices to your exhaust pipe. The 1" threaded outlet, allows easy installation of an exhaust whistle, or it can be used by itself as a cut-out. Great for parades. Instructions included. Requires exhaust pipe to be cut to install. (Use with 1" adapter, Part# AER-RA)	77.95 each
AER-DBL	Double control valve Aermore cut out, has threaded hole to attach exhaust whistle and a second hole to use as an exhaust cut-out for the loud, powerful sound of open exhaust.	105.95 each
AER-PED	Locking foot pedal set for Exhaust Whistle or Cut-Out, Black, gives easy foot operation of exhaust control valve, part #AER-V.	19.50 each
AER-CABLE	Cable kit for locking foot pedals. This cable extends from the foot pedal to any style exhaust horn or whistle. 6" long.	6.75 each
AER-RA	Whistle right angle adapter, Needed to mount the exhaust whistle to the whistle valve, (Cut-Out) PART# AER-V, goes between the exhaust valve and the whistle so the whistle will point to the rear.	12.50 each



AER-V



AER-DBL



AER-PED



AER-RA



AER-CABLE

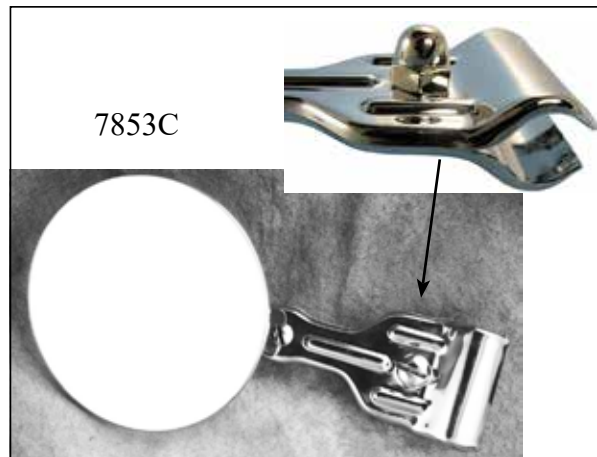
## WOLF WHISTLE

A-WOLF	Wolf whistle, imitates the "Sexy" whistle. Attaches to any vacuum source on any engine. All metal. Complete with mounting instructions and hardware. Nice nostalgia packaging.	1909-27	49.95 set
--------	--	---------	-----------



A-WOLF

# MIRRORS



## ROUND SIDE MOUNT MIRRORS

- |       |   |            |
|-------|---|------------|
| 7853B | Round rear view mirror, solid brass, for open cars, mounts on side of windshield post or frame, 5" diameter.          | 45.95 each |
| 7853C | Round rear view mirror, chrome plated brass, for open cars, mounts on side of windshield post or frame., 5" diameter. | 49.95 each |

7854HM



7854H

## HINGE PIN MIRROR

- |        |  |            |
|--------|--|------------|
| 7854H  | Closed car hinge pin mirror, chrome plated arm and polished stainless steel head, 1-3/4 inch hinge, fits right or left, 4" diameter mirror. Inside of mounting bracket must be ground to fit over hinge. 1922-27 | 43.50 each |
| 7854HM | Replacement mirror head for #7854H, polished stainless steel, 4" diameter  | 21.50 each |

## TELESCOPING MIRROR

- |         |  |                    |
|---------|--|--------------------|
| 7853TEL | Telescoping rear view mirror, black, Clamps to the side of the windshield. 5" diameter mirror. Telescopes from 11" X 13" from base to end of mirror. | 1909-27 57.95 each |
|---------|--|--------------------|



7853TEL


## DEPOT HACK MIRROR

- |        |   |            |
|--------|---|------------|
| 7855DP | Depot Hack black mirror, screws onto edge of wooden windshield. 5" diameter mirror. | 29.95 each |
|--------|---|------------|



7855DP





7854B



7854C



7853X



7854BL



7855


## INSIDE WINDSHIELD MIRRORS

7853X	Open car rear view mirror, powder coated black, bolts on inside top of open car windshield, copy of original Ford accessory. You will need to drill holes in the frame to mount this.	1909-27	31.50	each
7854B	Rear view mirror, solid brass, open cars, clamps on inside top of windshield frame. Beveled mirror, 2-7/8" X 6"		25.95	each
7854C	Rear view mirror, polished stainless steel, open cars, clamps on inside top of windshield frame. Beveled mirror, 2-7/8" X 6"		29.95	each
7854BL	Rear view mirror, to be painted black, clamps on the inside top of open car windshield, no need to drill holes. Model A style accessory, but will fit a Model T	1909-27	19.95	each
7855	Rear view mirror, steel, inside closed cars 2-3/4" X 5"	1915-27	20.25	each

7856



7856B



## REPLACEMENT MIRRORS

7856	Mirror only, approximately 2-7/8" X 6"	1909-27	8.70	each
7856B	Mirror only, approximately 2-1/2" X 4-1/2"	1909-27	7.95	each



7700WWB  
7700WWC

## WINDWING MIRRORS

7700WWB	Wind wing mirror, brass. 3-1/2" diameter.	31.95
7700WWC	Wind wing mirror, polished stainless steel. 3-1/2" diameter.	24.95

## WINDWING BRACKETS

7700BB	Windwing Brackets. All Brass. These are highly polished, all brass wind wing brackets. They are a reproduction of an original aftermarket accessory that was available for the Model T during its era. Clamps onto the windshield frame and other side of the bracket clamps to the glass. NOTE: Glass and glass padding for bracket is NOT included, they can be obtained locally.	1909-22	289.00	pair
--------	---	---------	--------	------



7700ABRKT	Windwing Brackets. Brass and Steel. These windwing brackets are for open cars and trucks. They clamp to the sides of the windshield frame on 1909-1922 cars and can be modified to fit the 1923-1927 open cars by filing down the inside of the clamps so they will clamp onto to the windshield posts (stanchions). Brackets are unpolished cast brass, acorn nuts are brass, the "C" shaped part of the bracket is unpolished steel. Overall height of 13" NOTE: Does not include glass.	1909-27	340.00	pair
-----------	--	---------	--------	------



7700BB



7700ABRKT

## WIND WINGS, LEATHERETTE

7831WW	Wind Wings, leatherette. Open car wind wings leatherette. These small leatherette triangles help block the wind coming in on the occupants of the car. They mount to side curtain fasteners on the windshield post and the top of door. They are easy to put on and take off.	1915-22	19.50	pair
--------	---	---------	-------	------



7831WW

# SPEED EQUIPMENT

## Speedster Brass Electric Headlight.

All new reproduction, polished brass speedster headlight. Sold each. Features include:

- Designed after the E&J lamp design
- Fitted with a high output halogen hi low beam light
- Lights are sold as polished brass -but may be clear coated for less frequent polishing, chromed or painted black (see photo)
- Handcrafted in the United States
- Mounting headlight fork shown is not included. It is part standard Model T mounting brackets # 3663-64 or 3663-64BR.
- Can be used on 12 volt or 6 volt systems by changing the bulb.

NOTE: These lights is made to order. Please call our Customer Service Line for the current lead time.

T-SPHL Speedster Polished Brass Electric Headlight, Sold each. 865.00 pair



## SPEEDSTER GAS TANKS, STEEL

Speedster gas tank, round, unpolished brass filler neck, cap, and threaded outlet, approximately 10 1/2 diameter, 10 gallon, 1909-27 TEMPORARILY UNAVAILABLE

2900FSO Speedster gas tank, oval, unpolished solid brass filler neck, cap, and outlet, Accessory, NOTE: shipped unassembled so the individual restorer can decide where best to place the filler neck and outlet. American made, All tanks are excellent quality reproductions. (For use with mounting blocks #NO813 and straps #NO827) 1909-27 445.00 each

NO813	Gas tank mounting blocks, For use with #2900FSO	70.00	pair
NO827	Gas tank support straps, For use with #2900FSO	75.00	pair

2900ST19 Speedster Steel Gas Tank, 19 Gallon. All new reproduction, 20 gauge, galvanized steel gas tank with bead strengthening ribs. Chrome plated low fin gas cap. Length is 28", Diameter is 14". .125 steel mounting straps. Recessed filler neck fits Model T size hi-fin, low fin or accessory wing caps. Mounting bracket feet are 21-3/4" apart, center-to-center. Special order, call on lead time. 1909-27 599.00 each

2900ST9 Speedster Steel Gas Tank, 9 Gallon. All new reproduction, 20 gauge, galvanized steel gas tank with bead strengthening ribs. Chrome plated low fin gas cap. Length is 28", Diameter is 9-3/4". .125 steel mounting straps. Recessed filler neck fits Model T size hi-fin, low fin or accessory wing caps. Mounting bracket feet are 21-3/4" apart, center-to-center. Special order, call on lead time. 1909-27 499.00 each



## SPEEDSTER GAS TANKS, BRASS

2900BR19 Brass Speedster Gas Tank, 19 Gallon. All new reproduction, polished brass gas tank with bead strengthening ribs. Polished brass low fin gas cap. Length is 28", Diameter is 14". .125 Polished brass mounting straps. Recessed filler neck fits Model T size hi-fin, low fin or accessory wing caps. Mounting bracket feet are 21-3/4" apart, center-to-center. Special order, call on lead time. 1909-27 call on price

2900BR9 Brass Speedster Gas Tank, 9 Gallon. All new reproduction, polished brass gas tank with bead strengthening ribs. Polished brass low fin gas cap. Length is 28", Diameter is 9-3/4". .125 Polished brass mounting straps. Recessed filler neck fits Model T size hi-fin, low fin or accessory wing caps. Mounting bracket feet are 21-3/4" apart, center-to-center. Special order, call on lead time. 1909-27 call on price



## SPEEDSTER WINDSHIELDS

M1 Brass monacle windshield, 15", with mounting brackets, mounts onto steering column, polished brass, no glass. 1909-27 299.95 each

M2 Aluminum monacle windshield, 15", with mounting brackets, mounts onto steering column, polished brass, no glass. 1909-27 82.95 each

WS-SPBR Speedster bronze windshield frame, 3 piece, unpolished bronze. 33-1/2" wide x 17" high. Bottom is curved to fit a cowl. This is a rough castings. 475.00 each



## SPRING, REVERSE EYE

3800RV	Reverse eye front main leaf spring for a speedster. Original accessory, designed to lower the front end on a speedster.	1909-27	126.25	each
3824RVA	Reverse eye rear main leaf, this is the bottom leaf only that is designed to lower the rear end on a speedster. Original accessory, Replaces just the bottom leaf of a stock spring.	1909-25	145.00	each
3824RVB	Reverse eye rear main leaf, this is the bottom leaf only that is designed to lower the rear end on a speedster. Original accessory, Replaces just the bottom leaf of a stock spring.	1926-27	145.00	each



## STEP for SPEEDSTER

T-SPST	Step for speedster body. Copy of original accessory from the Faultless Body Corp. For use with cycle fenders and any vehicle with no running boards.	58.95	each
--------	--	-------	------



## HOOD COVER - SPEEDSTER STYLE

Gives a sporty look to some speedsters. Use with the LEATHER HOOD COVER STRAPS listed below.

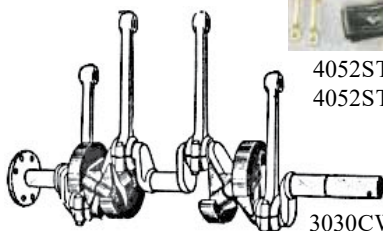

N141-17-23	Hood, 1 piece top panel only, for speedsters. Made of steel.	1917-23	219.95	each
N141-23-25	Hood, 1 piece top panel only, for speedsters. Made of steel.	1923-25	219.95	each
N141-26-27	Hood, 1 piece top panel only, for speedsters. Made of steel.	1926-27	219.95	each



## LEATHER HOOD COVER STRAPS for SPEEDSTERS

These Leather Hood Straps are reproductions of the accessory style speedster hood straps that wrap over the top of the hood. All sets include stainless steel scissor springs that clip to the hood shelf. These allow you to use your hood with or without the hood side panels. The straps are available in Black or Natural Tan colors. The hardware is available in either in brass or nickel.

4052STRB	Leather Hood straps, black leather with brass hardware.	1909-27	139.95	set
4052STRN	Leather Hood straps, natural color leather with brass hardware.	1909-27	139.95	set
4052STBN	Leather Hood straps, black leather with nickel hardware.	1909-27	153.95	set
4052STNN	Leather Hood straps, natural color leather with nickel hardware.	1909-27	153.95	set
4052SSPR	Stainless steel scissor springs clip only for hood strap, For use with accessory style speedster hood straps that wrap over the top of the hood.	1909-27	26.75	each



## ENGINE COMPONENTS

3030CW	Crankshaft Counter Weights, bolts on to stock diamond web crankshaft only. Mount between number 1 and 2 rod and between number 3 and 4 rods. Used to help engine run smoother. Crank and counter weights then must be balanced for proper use. This is a copy of an original accessory that was very popular in it's day.	1909-27	149.50	set
VWL-1	Model A Crank adapter, mounts on rear of block when an "A" crank is used. Has surface for hogshead. Adapter has flange for mounting 40 HP VW oil pump which is driven from rear of cam. Extensive modifications to engine and oil pan are required to install a Model A crankshaft to the T block. unpolished aluminum	1909-27	29.95	each
3047BB	Large timing spiral gear for camshaft, Bronze which runs quieter than the aluminum gear, excellent for all engines, a must for engines with overhead valves.	1909-27	149.95	each





# SCAT STROKER



## COUNTERBALANCED CRANK, Increased Power

Scat STROKER counterbalanced crankshaft provides increased power. Increases the horse power of each stroke of the engine by increasing the length of stroke to 4.25" with 1.4985" rod journals and 1.590" main journals.

**NOTE:** This new design SCAT STROKER CRANKSHAFT now uses stock or high-compression Model T size pistons and rings.

Made of forged 4340 steel for grain flow direction which provides added strength and allows the crank to withstand higher torsional twist. Fully counterbalanced which cancels out much of the engine vibration and dampens the rest. Machined and heat treated. U.S.A.

Must be used with Scat H-beam connecting rods and heavy-duty crankshaft main bearing caps. Also requires an added spacer (part# 3102SPND) or deep sump oil pan (T4DP).

3030CBA	SCAT Stroker Crankshaft, fully counter balanced. Increased stroke. NOT drilled	1909-27	1495.00	each
3030CBDA	SCAT Stroker Crankshaft, fully counter balanced. Increased stroke length. This is drilled with straight shot oiling holes for pressurized oil. Requires an oil pump and internal piping to be added to the car. The adapter, Part #VWS1, will allow you to use a VW oil pump being driven off the end of the cam shaft.	1909-27	1695.00	each

## SCAT CONNECTING RODS page 62

## HIGH COMPRESSION HEADS

High Compression Aluminum Head, 8-1. Modeled after the proven old Sherman Head style combustion chamber which had a compression ratio of 8 to 1. This is a "High" style head for use with 1918-1927 T's. U.S.A.




- Increases your horsepower, more power to go up hills.
- Casting is made from 356 Aluminum and specially heat-treated.
- Holds approximately one quart of extra water for cooling.
- Requires no modifications to your engine, just remove your old head and bolt this on. Uses standard head gasket.
- This head is built to be used only with standard pistons,
- Outside is similar to the original Model T heads, Has no Ford Script like 1926-1927 heads. Only weights 12-1/2 pounds

3001HP	High Compression Aluminum Head, 8-1, Sherman style,uses standard spark plugs	1918-27	400.00	each
3001HP-14	High Compression Aluminum Head, 8-1, Sherman style,uses 14MM spark plugs for a better heat range for the higher compression.	1918-27	400.00	each

High Compression Aluminum Head, "Z" style combustion chamber. High Style. Head has complete original appearance when installed. Use only with stock pistons and stock T spark plugs. This head cannot be used with high compression pistons. 6 to 1 compression ratio, extra water capacity, adds approximately 7 Hp. No modifications to your engine are required. Uses standard Model T head gasket.

3001HCH	High Compression Aluminum Head,"Z" style chamber. High style head.	1918-27	375.95	each
3001H-14	Aluminum high compression head, same as above high style head, but for use with 14mm modern style spark plugs.	1918-27	375.95	each

3001MBH	Bolt & washer set: for installation of any high style aluminum head. Part# 3001HCH and 3001H-14.	1909-27	22.95	set
3001MBL	Bolt & washer set: for installation of any LOW style aluminum head, The low style head is no longer available.	1909-27	20.95	set
3001W	Special washers only for use with original head bolts on above high compression heads.	1909-27	2.10	set
3001AHS	Aluminum Head Saver. This is recommended to be installed in coolant system, this sacrificial anode will dissolve instead of your aluminum head.	1909-27	9.50	each



## COMPRESSION TESTER ADAPTER

5201CAD Compression tester adapter. Allows you to use any 14mm compression tester on a standard Model T head. Made of brass for better seal. NOTE: For use with compression tester only. Does not include the tester. 1909-27 3.95 each



3001AHS

## FORGED CONNECTING ROD, MODERN STYLE

New Forged rods with superior strength and durability. All new construction. No shims required. Forged from high strength steel alloy 4140. Rods include a new insert style bearings which replaces the original babbitt. They allow better lubrication and can easily be taken out and replaced.

No core required. Can be used on 1909-1927 engines. Includes 4 rods, insert bearings and connecting rod bolts. (Uses standard wrist pin bolts, part# 3029 which are not included.) Available in Standard, .010, .020, .030, .040 oversize.

**PLEASE NOTE:** These insert bearing connecting rods are designed to be used in cars with machined crankshaft and an oil pump for full oil pressure and a filter to remove impurities in the oil.

3024FSTD	Forged connecting rod set, standard	445.95	set
3024F.010	Forged connecting rod set, .010 o.s.	445.95	set
3024F.020	Forged connecting rod set, .020 o.s.	445.95	set
3024F.030	Forged connecting rod set, .030 o.s.	445.95	set
3024F.040	Forged connecting rod set, .040 o.s.	445.95	set



3024X  
FORGED ROD  
BEARING  
INSERTS

3025F

### Replacement Forged Rod Bearings Inserts, set of 4

3024XSTD	Insert bearing set, standard size	165.95	set
3024X.010	Insert bearing set .010 oversize.	165.95	set
3024X.020	Insert bearing set. 020 oversize.	165.95	set
3024X.030	Insert bearing .030 oversize	165.95	set
3024X.040	Insert bearing .040 oversize.	165.95	set



AT-1

### Replacement Connecting rod cap bolts

3025F Connecting rod cap bolt, For Forged rods only. Once these are torqued in place they stretch and should not be reused. (These are included with the Forged connecting rod sets.) 1909-27 3.00 each



3031STROKER  
3031S-1-1/2

## HEAVY DUTY MAIN BEARING CAPS

3031STROKER Heavy duty main bearing cap set, for use with SCAT STROKER crankshaft ONLY. unbabbitted for use with only with a new SCAT STROKER crankshaft, part numbers 3030CBA or 3030CBDA). CNC machined from 1018 steel. No core required. You will need to babbitt these caps when you do the block to match the size of your new crankshaft. Set of 3. **Note:** These heavy duty main bearings require longer cap bolts, part number 3031SBS. 1909-27 199.95 set

AT-1 Main bearing caps, manganese bronze use with Model A cranks and Scat Stroker cranks. set of 3. These are rough castings and need to be machined to the correct size for your engine. Use bolt set part number 3031SBS. 1909-27 179.95 set

3031S-1-1/2 Heavy duty main bearing caps set of 3, unbabbitted for use with stock crankshafts or a new SCAT crank with stock sized journals (Lang's part number 3030CB or 3030CBD). CNC machined from 1018 steel. No core required. You will need to babbitt these caps when you do the block to match the size of your new crankshaft. Note: These heavy duty main bearings require longer cap bolts, (Lang's part number 3031SBS) 1909-27 195.00 each

3031SBS Bolt set for heavy main bearing caps. (part# 3031S-1-1/2) 1909-27 99.95 set



3031SBS



3002OH4

## OVERHEAD ENGINE GASKETS


3002OH4 Overhead head gasket, fits Rajo 4 valve head. 175.00 each

3002OH8C Overhead head gasket, fits Rajo, Frontenac, and any 8 valve overhead set-up, copper clad. 59.95 each



3002OH8C

HIGH  
COMPRESSION  
DOMED  
TOP PISTON



VC-LUBPAD



VC-RJ

## OVERHEAD VALVE COVER LUBRICATION PAD

**VC-LUBPAD** Lubrication Pad for Rajo, Frontenac and Roof overhead valve engines. This lubrication pad is a reproduction of an important part that is often overlooked. The valve cover was originally fitted with this felt pad for rocker arm lubrication, which also aids in silencing the action of the valves. This thick pad is soaked in oil and lays on top of the rocker assembly to keep the rockers lubricated. 16.00 each



3058OH

## OVERHEAD ENGINE LIFTER CUP SET

**3058OH** Overhead Valve Lifter Cup Set, (5/16 ball). These threaded cups replace the adjustment bolts on Model T adjustable push rods (lifters). The cup then accepts the ball end of overhead valve upper push rods. Works with Model T Rajo, Roof, Frontenac and other overhead valve set-ups with rocker arms. Can be used with any style adjustable Model T push rods. Set of 8. 1909-1927 149.95 set



RA-2-RAJO



RA-3-RAJO

## HIGH COMPRESSION PISTONS, page 61

## CAMSHAFT, High Performance see page 65



## RAJO VALVE COVER

VC-RJ	Rajo valve cover, unpolished aluminum, fits Model B, C, and 35	82.50	each
R-2-Rajo	Rajo script valve chamber cover, reproduced from original pyramid Rajo cover, aluminum, unpolished. Can be used on single or double valve chamber motors.	45.00	each
RA-3-Rajo	Rajo script left side cover and mounting bolt, unpolished aluminum	45.00	each



VC-F



FR-2



FR-3



FR-4

## FRONTENAC VALVE COVER

VC-F	Frontenac valve cover, unpolished aluminum.	79.00	each
FR-2	Frontenac script valve chamber cover, unpolished aluminum. Replaces the old valve cover. Can be used on single or double valve chamber motors.	45.50	each
FR-3	Frontenac script left side cylinder cover, aluminum, unpolished. Comes with mounting bolt. Dresses up the drivers side of block.	46.75	each
FR-4	Frontenac script port cover, aluminum, unpolished. Covers the intake and exhaust ports on side of block when overhead is being used.	45.50	each




VC-RF

## ROOF VALVE COVER

VC-RF	Roof valve cover, unpolished aluminum	169.00	each
-------	---------------------------------------	--------	------

## VALVE COVERS, FINNED, for Standard T Engine

TS1	Finned aluminum valve cover, unpolished aluminum.	1912-27	29.95	each
TS3	Finned valve cover, this plate attaches to the drivers side cylinder block, dresses up the drivers side of block, complete with attaching eye bolt, unpolished aluminum Can be used on single or double valve chamber motors	1911-27	29.75	each
TP1	Finned valve port cover, covers valve ports when overhead valves are used, unpolished aluminum	1909-27	26.95	each



TS1



TS3



TP1



## TRANSMISSION BAND COVER

TBC1 Finned transmission band cover, unpolished aluminum, this cover replaces the steel transmission cover door. 1911-27 24.95 each

## TRANSMISSION CLUTCH and DISCS

3329BE Modern Turbo 400 clutch disc set. Improved, smooth shifting. Gives a definite neutral which stops car from creeping forward when cold. Includes transmission clutch disc drum machined to accept the modern style clutch discs utilizing all of the original inner disc surface, replaces small discs only, uses your original large clutch discs and clutch spring, instructions included. 1909-27 125.95 set



3329BE

TBC1

## INTAKE MANIFOLDS and ADAPTERS

INTAKE1 Aluminum intake manifold, unpolished. Use with most up draft carburetor and many down draft carburetors, including V8 Ford. Not drilled for carburetor mounting. Machined for use with stock exhaust manifold using shortened clamps. 1909-27 65.95 each

INTAKE2 Manifold down pipe, unpolished aluminum, for 1-1/4" carburetors. Use with #INTAKE1. S-Shaped, moves carburetor away from the generator. 1909-27 42.95 each

INTAKE6 V-8 Carburetor Adapter for Model T. This unpolished aluminum downpipe connects a V-8 Stromberg or Holley carburetor to the elbow style intake manifolds, Part# INTAKE1. 1909-27 35.00 each

INTAKE7 VW Bug Solex Carburetor adapter for Model T. This unpolished aluminum downpipe connects a Volkswagon Bug Solex, 30PICT-2, carburetor to the elbow style intake manifolds. Part# INTAKE1. 1909-27 33.95 each

3062HV High volume intake manifold. This new manifold allows for an increase of over 50% in the air flow intake. It works well with any style Model T carburetor to increase your engine's power. (This is the same style manifold that was originally used on 1911-1913 Model T's). 1909-27 98.95 each

WM-1 Winfield aluminum intake manifold, accessory for use with updraft carburetor (FOR MODEL M201A). An authentic copy of the original. This is excellent reproduction. It mounts just like the original and has a high quality finish. 1909-27 126.95 each



INTAKE7

INTAKE6



INTAKE1

INTAKE2



3062HV



WM-1



3060DEG

3060DE

## DUAL EXHAUST MANIFOLD

3060DE Dual exhaust manifold, copy of original accessory high volume cast iron exhaust manifold. Replace your old cast iron manifold for a significant increase in horsepower and performance. 100% increase in volume. Special flange on the back for two exhaust pipes. Requires custom exhaust system to be made 1909-27 328.95 each

3060DEG Dual Exhaust Manifold to Exhaust Pipe flange gasket 1909-27 4.50 each

## MODEL A MANIFOLD ADAPTER KIT

3060AT Model A Manifold Adapter Kit. This kit includes everything needed to mount Model A intake and exhaust manifolds on a Model T engine. Model A manifolds allow more air to be delivered to the combustion chamber and less back pressure in the exhaust which gives you more power. It includes the Model A intake and exhaust manifolds, a manifold adapter plate and all the required bolts and gaskets. Note: It does not include the exhaust pipe, carburetor or fuel lines. 1909-27 316.95 kit

MAN-A This is the steel adapter plate only. Used to adapt your engine for use with Model A intake and exhaust manifolds to increase airflow to the combustion chambers. Fits over the manifold studs. 1909-27 79.50 each



3060AT



MAN-A



3102SP



T4DP



↑ T4DP-2  
Top View  
← Bottom View



T3DP



## OIL PAN SPACER

3102SPND Oil pan spacer for 4 dip oil pans. For use with a Scat Stroker or Model A crankshaft. Bolts between oil pan inspection cover the oil pan. Provides added clearance so the crank won't hit the inspection cover. Made of 5/8" thick, cast aluminum. Heat treated. Not drilled for bolts, some fitting required. NOTE: Only with the later engines with a 4 dip pan.

1924-27 109.95 each

## OIL PAN for use with MODEL A CRANK

T4DPL-A Extended 4 dip oil pan, used when a full length Model A is installed with uncut flywheel flange, NOT drilled. Has extended gasket surface.

1924-27 96.95 each

## ALUMINUM OIL PANS

T3DP 3 dip oil pan, unpolished aluminum with 1 inch cooling fins. 1911-23 63.50 each

T4DP 4 dip oil pan, unpolished aluminum with 1 inch cooling fins. Can be machined for use with a Model A Crank. 1924-27 64.95 each

T4DP-2 4 dip deep sump oil pan, extra oil capacity, aluminum. Good for use with pressurized oil systems. 1924-27 96.95 each

## OUTSIDE OIL LINE FITTINGS

TO1 Outside oil line fittings, one fitting for the transmission cover and one for the side of the oil pan. Holes have to be drilled in the cover and pan. Tapped for use with 3/8" or 1/2" tubing, (not included), unpolished aluminum. 1909-27 29.50 set

## OIL PUMP and GENERATOR ADAPTERS

VWS1 VW oil pump adapter, Mounts on the back end of the Model T cam shaft. Magneto coil assembly and magnets have to be removed, unpolished aluminum. Use with stock "T" crank or Shortened "A" crank. This will allow you to use a VW oil pump being driven off the end of the cam shaft. 1909-27 22.50 each

V8G1 Generator bearing plate, front plate for adapting 1954-62 Ford 6 or 12 volt generator to Model T, unmachined, aluminum. 1919-27 26.70 each

## GENERATOR + STARTER BLOCK OFF PLATES

TG1 Generator block off plate, finned, unpolished aluminum, blocks off generator opening on 1919-27 engines. 1919-27 15.50 each

3017DU Generator block off plate, used condition, original flat plate. covers opening on engine where generator would mount. 1919-27 15.00 each

TSM1 Starter block off plates, finned, unpolished aluminum, plates block off both starter holes when one is not used. 1919-27 23.25 set

3382 Starter cover block off plate. This flat, steel, plate is used when the running a car without the starter. It replaces the starter drive cover. 1919-27 3.25 each

3383U Front block off plate for starter opening. This flat, steel, plate is used when the running a car without the starter. It replaces the starter motor. Used 1919-27 20.00 each

## LOWER WATER TUBE and PULLEY

WT1 Finned lower water tube, 12" long. Deeply finned, unpolished aluminum tube that replaces the metal water outlet tube, part #3939 1909-27 54.95 each

WT-1A Lower water tube, replaces metal tube, Frontenac script on one side, Rajo script on other side, 12" long. Unpolished aluminum 1909-27 50.95 each



VWS1



TO1



V8G1



TG1



3017DU



TSM1



3382



3383U



WT1



WT-1A FRONTENAC SIDE

WT-1A RAJO SIDE

## CRANKSHAFT PULLEY

PU-1	Lower crankshaft pulley, unpolished aluminum, can be machined to fit any style belt.	1917-27	24.75	each
------	--	---------	-------	------

## STEERING LOWERING WEDGES

SW1	Steering wedge, Lowers the steering column lower bracket only, unpolished aluminum	1909-27	13.45	each
SW2	Steering lowering wedges, one for the lower steering bracket and one for where you attach the steering column to the firewall, unpolished aluminum	1909-27	22.95	pair
SW3	Speedster steering lowering wedge). High quality professional looking. Mounts between steering column and firewall (for use with part #SW1). unpolished aluminum	1909-27	54.95	each



## SPEEDSTER RADIATOR APRONS

3977ST	Street rod radiator apron, has no hole for crank handle	1923-25	34.95	each
3977EST	Street rod radiator apron, has no hole for crank handle	1926-27	34.95	each

## RACING SPEEDSTER RADIATORS

NOTE: Made as they are ordered, Please call for current lead time and cost.

3923LV	Brass Livingston "V" radiator, copy of original Livingston radiator, excellent quality, flat tube core, 5-3/4" "V"	1909-27	call on price	
3923SV	Brass Super "V" radiator, flat tube core, 16-3/8" "V"	1909-27	call on price	
3924FL	Faultless Bulldog Radiator, originally made by the American Top & Body Co. in Delphi, Indiana. This excellent reproduction is a special order item. Please call our Customer Service Line for a quote on a custom built Faultless Raceabout radiator	1909-27	call on price	



## SPARE TIRE BRACKET, Accessory Wire Wheels

This spare tire carrier is can be modified to be used with any style accessory wire wheel. It mounts to the rear spring U-bolts. (It does not include the hub for mounting to your specific brand wire wheel.

NOTE: It is NOT for use with Ford original 21" wire wheels or reproduction wire wheels part# 280WW and 280WWB.)

2840T	Spare accessory wire wheel bracket for all touring cars and sedans. Does not include hub for mounting your specific brand of wire wheel. (Not for use with reproduction wire wheels. or Ford original 21" wire wheels.)	1909-27	254.95	each
2840R	Spare tire brackets for all roadsters, coupes and sedans. Does not include hub for mounting your specific brand of wire wheel. (Not for use with reproduction wire wheels. or Ford original 21" wire wheels.)	1909-27	254.95	each
2881WM	Spare tire carrier wheel adapter (dummy hub) for mounting Dayton wire wheels to bracket. The same wheel adapter is used for both style brackets, 2881DTR and 2881DST).	1909-27	112.00	each



## DAYTON SPARE TIRE BRACKET and CAP BADGE

For accessory Dayton Wire Wheels Only. Mounts to the rear spring U-bolts.

NOTE: The wheel adapter for attaching the Dayton wire wheels is sold separately.

2881DTR	Dayton Spare Tire Bracket, All Touring cars and Sedans	1909-27	324.95	each
2881DST	Dayton Spare Tire Bracket. All Roadsters, Speedsters, Coupes	1909-27	324.95	each
2881WM	Spare tire carrier wheel adapter (dummy hub) for mounting Dayton wire wheels to bracket. The same wheel adapter is used for both style brackets, 2881DTR and 2881DST).	1909-27	112.00	each

Excellent quality badges for the Dayton wheel caps. Two styles are available, one very early and the more common later style. The image is "dye immersed" on a metal disc, they are not acid etched. Look identical to original badges. They will require drilling for mounting pins to match original cap mounting holes, these holes varied originally.

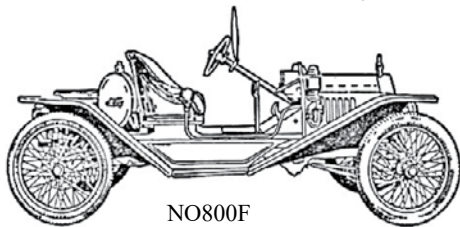


2881EB	Badge for Dayton wheel cap, very early style, brass	14.95	each
2881LB	Badge for Dayton wheel cap, more common style, brass	14.95	each

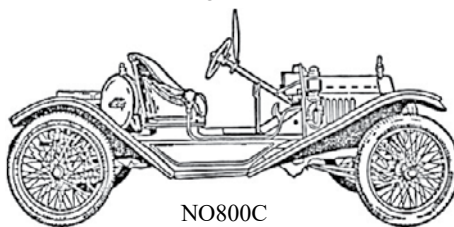


# MODEL T SPEEDSTER KIT, A Speedster of classic design and elegance

This T speedster kit is easy to assemble, even for a beginner. It is designed to fit perfectly on any 09-25 chassis. For a low racy look, use the dropped axle, lowered rear cross member, and choose either the curved top or flat top special speedster fenders with free floating splash apron. The flat top fenders sweep straight back from the top of the fender for a more sporty look. The Curved top fenders follow the contour of the wheel for a more classic look. The torpedo style hood gives a longer look and provides more ventilation. Use a monacle windshield or order a straight top firewall to use with a stock windshield. Or, if you prefer a standard type speedster, use a stock axle and cross member with this kit. Add your choice of early T stock fenders, aprons and boards. Your own creativity will add the distinctive finishing touches.



NO800F



NO800C



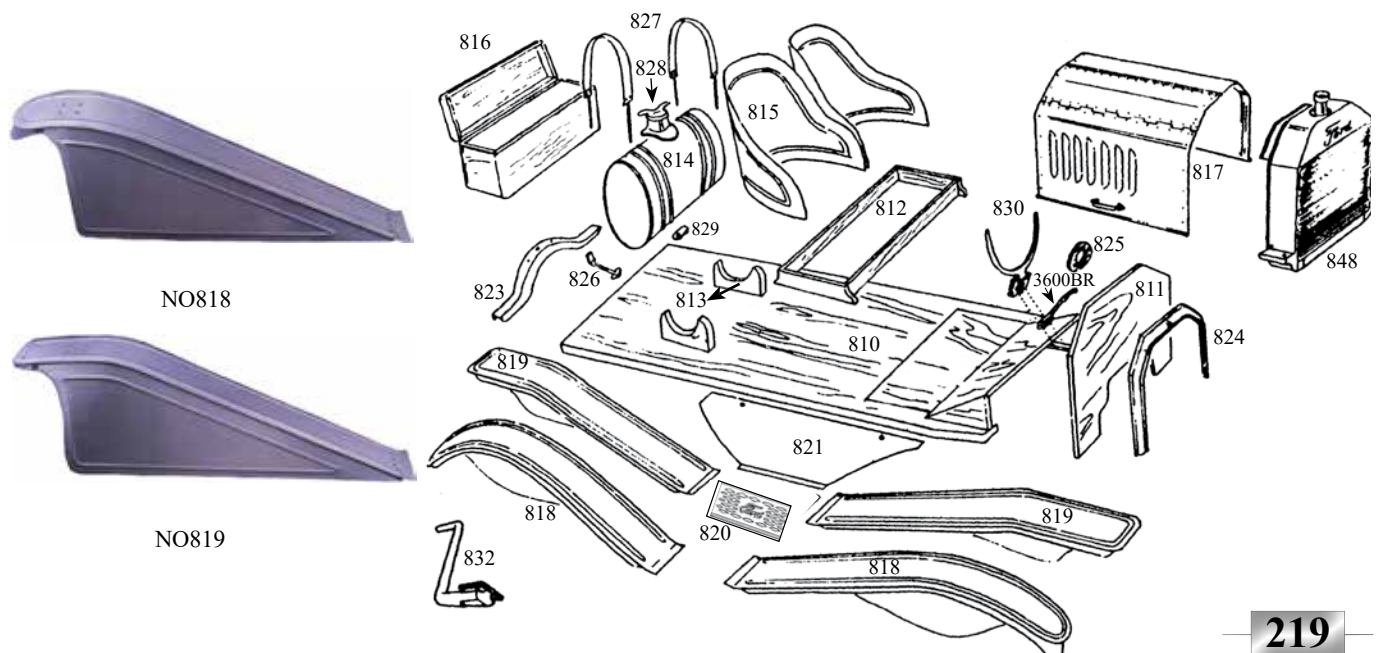
NO805

## COMPLETE SPEEDSTER KIT

NO800C	Complete Speedster Kit (Includes No's 810 through 835) and NO,818 curved top fenders	5390.00	kit
NO800F	Complete Speedster Kit (Includes No's 810 through 835) and NO,819 flat top fenders	5390.00	kit
NO805	Body kit only (Includes No's 810 through 816)	1730.00	kit

## INDIVIDUAL KIT PIECES

NO810	Deck wood, floorboards and risers	650.00		NO823	Rear cross member, 2" drop	75.00
NO811	Firewall, speedster wooden firewal with angled top.	90.00		NO824	Hood former	185.00
NO812	Seat riser	155.00		NO825	Steering column wedge	31.75
NO813	Tank blocks, pair	70.00		NO826	Tail light bracket	27.50
NO814	Gas Tank, oval	245.00		NO827	Gas tank straps, pair	85.00
NO815	Seat skins with wooden base, pair	275.00		NO828	Brass filler neck and cap	200.00
NO816	Tool box (no hardware), 12" high, 12" wide, 27-1/2" long	260.00		NO829	Brass lower gas outlet	19.95
NO817	Hood	355.00		NO830	Brass monacle windshield	299.95
NO818	Curved fenders, set of 4	1440.00		3500BR	Steering column bracket, brass	88.50
NO819	Straight fenders, set of 4	1440.00		NO832	Rear fender brackets, pair	40.00
NO820	Running boards	260.00		NO833	Wooden hood shelves, pair	70.00
NO821	Splash aprons, pair	155.00		NO834	Brass for dash	62.95
NO822	Brass floorboard molding	100.00		NO835	Aluminum molding for seats	59.95
NO848	Radiators, See "RADIATORS" on page 108			5000H	Wooden coil box	185.00
NO811FT	Firewall, wooden firewall with a straight top. Can be used with any 1909-14 windshield.	1909-27	90.00	each		



## BRASS TRIM for SPEEDSTERS and WOODEN BODIES

SEE "BRASS TRIM for WOODEN BODIES and SPEEDSTERS" on page 251

These solid brass trim pieces can be used to dress up your speedster, depot hack, wooden pickup or other wooden body. They can be left as is, painted or because they are solid brass they can be plated with chrome, zinc, cadmium or nickel.



## ALUMINUM TRIM for SEATS or BODIES

NO835 Aluminum trim molding for seats, floor or body. Includes two 6' long strip. 3/4" wide straight aluminum trim strips, flat on the bottom with a half oval top and have no lips on the sides. Pre-drilled with countersunk holes. 1909-27 59.95 pair

## FENDER BRACKETS and BOLTS

4800	Fender bracket, front or rear, with/pad and rivets This bracket is riveted under the fender and attached to fender brace.	1909-14	14.95	each
4800A	Fender bracket, 3 hole, with/pad and rivets This bracket is riveted under the fender and attached to fender brace.	1915-16	11.95	each
4800RIV	Fender bracket rivet set. Set includes 12 rivets.	1917-25	2.25	set
4804T	Rear fender iron, touring, left or right. Bolts inside rear seat frame	1913-17	56.25	each
4804DNOS	Rear fender iron, Touring cars, Steel. Fits both right or left side. New Old Stock, original unused part.. These bolt to inside of the rear seat frame.	1917-21	40.00	each
4804L	Rear fender iron, touring car, iron that screws into the rear body bracket and the fender mounts to it.	1921-25	14.25	each
4804BS	Rear fender bracket to frame bolt set	1909-25	16.95	set
4805	Rear fender brace, roadster or coupe	1926-27	67.75	each
4805BS	Rear fender brace bolt set, holds part #4805 to the fender, replaces original rivets, but have correct looking head.	1926-27	3.20	set
4806E	Early fender eye bolt, This eye bolt has a rounder style opening compared to the later oval eyes.	1909-13	14.95	each
4806	Fender eye bolt and nut, attaches fender to fender brace.	1914-25	8.95	each
4808CE	Front fender to frame bolt and nut set. Special small head carriage bolts, Bolts fender apron to the top of frame, covered by hood blocks. Head of bolt goes up into the square hole in frame and nut is on top under hood shelf.	1919-22	8.80	set
4809E	Rear Fender Brackets, Butterfly Style. Steel. Attach to the rear cross member. <b>NOTE:</b> The ends need to be extended by welding either round stock or the ends from any other year brackets to these. Excellent reproductions.	1909-11	120.00	pair
4851	Fender Bracket, Front driver's side. Mounts between the fender and the fender's apron then bolts to frame. stamped steel. Fits 1917-1925 Cars, except 1924-1925 coupe and 1917-1927 TT Ton truck. Not pre-drilled so you can match it to your fender.	1917-25	29.95	each
4850BS	Front fender bracket to frame bolt set	1909-25	11.75	set
4855	Rear fender to splash apron bracket	1915-25	20.75	each
4858	Front fender brace (bracket), mounts to frame	1926-27	41.95	each
4858BS	Bolt set, mounts part #4858 fender brace to frame, 6 piece, 2 per car	1926-27	4.75	each
4865BS	Fender to splash apron and running board bolt set, 54 piece,	1926-27	5.75	set



## STEP PLATES and PROTECTORS

4812BR	Step plates, solid brass, Ford script.	79.95	each
4812SB	Brass step plate bolt set, for 1 plate	2.35	set
4812AL	Step plates, polished aluminum, Ford script	21.95	each
4812S	Aluminum step plate bolt set, for 2 plates	1.85	set



4812PRO Running board protectors, small cocoa mat with spring loaded clip that attaches to the running board to protect the paint. No drilling required, easily removable. This is a neat copy of an original aftermarket accessory from the Model T era. 15"X 9". 1909-27 69.95 each



## RUNNING BOARD BOLT SETS

The following sets mount the running boards to the support brackets and fenders.

**ORIGINAL SHAPE BOLT SETS.** Duplicates of original, unusual head bolt, made to Ford drawings. Available for both original and reproduction running boards. (NOTE: Originally these bolts were peened over at the bottom of the bolt and did not use lock washers.)



**NOTE: CHECK TO RUNNING BOARD BOLT HOLE SIZES BEFORE ORDERING!**

The difference between these sets is the 1909-25 original boards used 1/4" holes for the running board to fenders bolts and 5/16" for the running board to support bracket. The 1909-25 reproduction boards use the same size 5/16" hole throughout.

1909-20 Bolt and square nut sets, for use with 8 piece block set, part# 4822E, which include blocks for the ends of the running boards. NOTE: Use the later if your 1917-1920 car has only 4 wood blocks. (1909-20 cars have forged cast running board brackets)

1921-1925 Bolt and hex nut sets, for use with 4 piece block set, part# 4822. (1921-25 cars have stamped steel running board brackets)

4818-19E	Original Running board mounting bolt set.	1909-20	31.95	set
4818-19B	Original Running board mounting bolt set.	1920-25	32.50	set
4818-19ER	Reproduction Running board mounting bolt set.	1909-20	32.50	set
4818-19BR	Reproduction Running board mounting bolt set.	1920-25	37.95	set

**STANDARD MODERN HEAD CARRIAGE BOLT SETS.** Include bolts, nuts, and lock washers

4813E	Running board bolt set, 64 piece set. use with 8 piece block set, part# 4822E	1909-16	10.95	set
4813	Running board bolt set, 64 piece set. Use with 4 piece block set part 4822	1917-25	5.50	set
4813B	Running board bolt set, 32 piece set.	1926-27	2.95	set
4865BS	Fender to splash apron and running board bolt set, 54 piece.	1926-27	5.75	set

**GAS GENERATOR MOUNTING BOLTS, See page 162.**

## RUNNING BLOCK SETS and MOLDING

4822E	Running board and fender mounting block set, 8 piece block set. (NOTE: Some cars used only the four blocks for the running boards to supports brackets. If your car uses these order part# 4822.	1909-20	24.95	set
4822	Running board block set, 4 piece set	1917-25	15.00	set
4822B	Running board block set, 4 piece set	1926-27	15.00	set
4812TR	Running board molding (trim set), brass, 4 piece set for early 1909 T's that used linoleum covered running boards.	1909	154.95	set





## RUNNING BOARD SUPPORT RODS

**TRUSS RODS** support the running boards. They run under the frame, stretching from side to side and attach to the lower eye of the running board brackets with the hex nuts that are included in this set. These truss rods are exact duplicates of the originals and are made of heavy rolled steel.

4816-17	Running board truss rods.	1909	64.95	pair
4816-17A	Running board truss rods.	1910-15	74.95	pair
4816-17B	Running board truss rods.	1916-21	69.95	pair
4816FLT	"Fat Lady" running board truss, accessory brace that goes the two running boards for added support. (NOTE: The running board bracket is not included.)	1921-27	49.50	each

## BRACKET RIVETS and PLATE

4818RIVE	Running board bracket rivets, for forged brackets	1909-20	4.25	set
4818RIV	Running board bracket rivets, for stamped brackets	1919-25	4.95	set
4821	Running board to Splash apron reinforcing plate, mounts to front inner edge of running board	1919-25	5.75	each






## RUNNING BOARDS

Duplicates of originals, made from Ford blueprint dies. Same gauge metal as originals. Show car quality. All running boards can be shipped by UPS. SOLD IN PAIRS.

NO352	Running boards.	1909	170.00
NO354	Running boards.	1910	170.00
NO350	Torpedo boards.	1910-11	260.00
NO356	Running boards.	1911-12	285.00
NO358	Running boards.	1913-25	285.00
NO360	Running boards.	1926-27	285.00



NO306



NO360

NO358

NO356

NO354

NO352

NO350

## SPLASH APRONS

Excellent quality, correct gauge metal, contours and holes on all models. May require hand fitting. All aprons can be shipped by UPS over size shipping charges apply. SOLD IN PAIRS.

NO300	Splash Aprons	Early 1909	135.00
NO302	Splash Aprons	1909-10	135.00
NO304	Splash Aprons, torpedo	1910-11	135.00
NO306	Splash Aprons, with bulge	1911	370.00
NO308	Splash Aprons	1912-14	170.00
NO310	Splash Aprons	1915-16	170.00
NO314	Splash Aprons sedan	1917-23	190.00
NO313	Splash Aprons, pickup, depot hack, panel truck, and other wooden bodies.	1917-25	205.00
NO312	Splash Aprons, touring, roadster, coupe (not sedan or depot hack)	1917-25	205.00
NO315	Splash Aprons, Sedan	1924-25	190.00
NO316	Splash Aprons, sedan, late 1925 style (with 26-27 style cross section)	Late 1925	190.00
NO318	Splash Aprons	1926-27	205.00



NO300



NO302



NO304



NO308



NO310



NO312



NO313



NO314



NO15 & NO316




NO318

## FENDERS


- These fenders are good quality, duplicates of originals.

Early 1909-16 fenders have correct brackets riveted in place. 1917-25 fenders **DO NOT** include brackets.


PLEASE NOTE: All fenders shipped by UPS over size 2 shipping charges apply. May require hand fitting. Altered, painted or treated merchandise is not returnable. All returns require a Return Authorization Number and should be returned **ONLY** to Lang's.



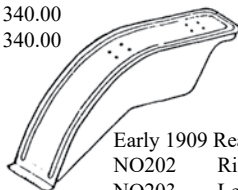
Early 1909 Front Fender  
NO200 Right 340.00  
NO201 Left 340.00



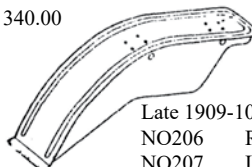
Late 1909-10 Front Fender  
NO204 Right 340.00  
NO205 Left 340.00



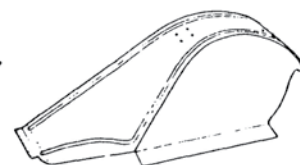
1910-11 Torpedo Front Fender  
NO208 Right 360.00  
NO209 Left 360.00



Early 1909 Rear Fender  
NO202 Right 340.00  
NO203 Left 340.00



Late 1909-10 Rear Fender  
NO206 Right 340.00  
NO207 Left 340.00



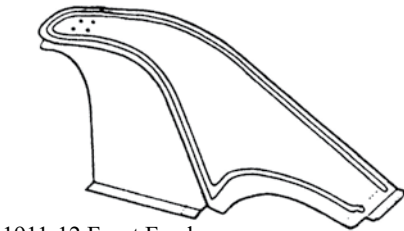
1910-11 Torpedo Rear Fender  
NO210 Right 360.00  
NO211 Left 360.00

# THE FOLLOWING NOTE APPLIES TO ALL SHEET METAL

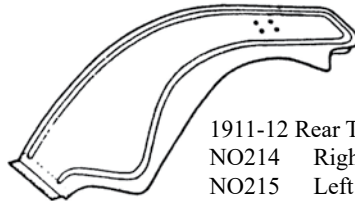
These fenders are excellent quality, duplicates of originals. They are made exactly as the originals using the same gauge metal. Early 1909-16 fenders have correct brackets riveted in place using the correct size and shaped rivets. (1917-26 Fenders do not come with the brackets)  
Before ordering, always verify your body year. The engine year is not 100% reliable as a means for identifying the body year, since many cars have had their engines changed or updated. Some years are transition years. Refer to "IDENTIFICATION CHART" on page 186

**IMPORTANT:** Please be sure to check that the piece fits correctly on your car before doing anything to it. All body parts for vehicles this old require some attention before being ready to paint. Altered, painted or treated merchandise is not returnable. ALL returns require a Return Authorization Number and need to be returned **ONLY** to Lang's.

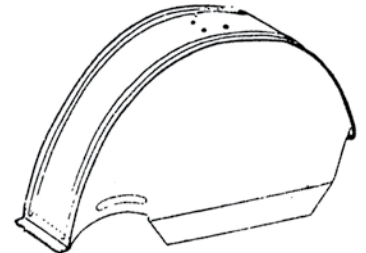
**NOTE:** Lead times may vary for this item. Please call our Customer Service Line for the current lead time.



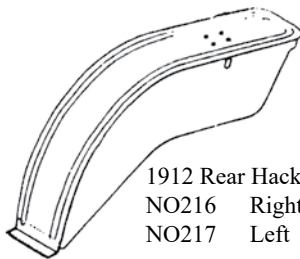
1911-12 Front Fender  
NO212 Right 340.00  
NO213 Left 340.00



1911-12 Rear Touring Fender  
NO214 Right 340.00  
NO215 Left 340.00



1912 Rear Torpedo Fender  
NO220 Right 390.00  
NO221 Left 390.00



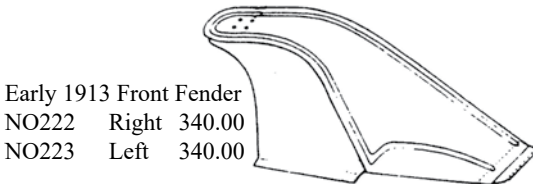
1912 Rear Hack Fender  
NO216 Right 340.00  
NO217 Left 340.00



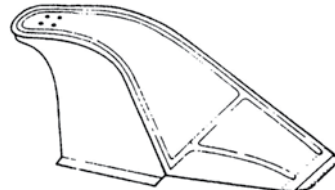
1912 Rear Roadster Fender  
NO218 Right 340.00  
NO219 Left 340.00




1913 Rear Fender.  
Touring and Roadster  
NO226 Right 340.00  
NO227 Left 340.00




Early 1913 Front Fender  
NO222 Right 340.00  
NO223 Left 340.00




Late 1913 Front Fender  
NO224 Right 340.00  
NO225 Left 340.00



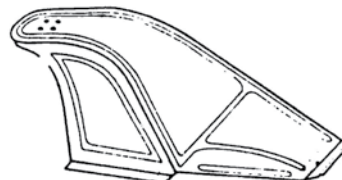
1914 Rear Fender.  
Touring and Roadster  
NO232 Right 340.00  
NO233 Left 340.00



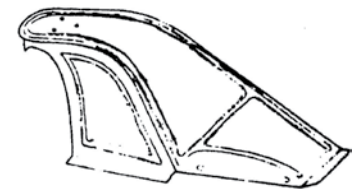
1913 Rear Hack Fender  
NO228 Right 340.00  
NO229 Left 340.00




1914 Rear Hack Fender  
NO234 Right 340.00  
NO235 Left 340.00




1914 Front Fender  
NO230 Right 340.00  
NO231 Left 340.00




1915-16 Front Fender  
NO236 Right 340.00  
NO237 Left 340.00



1915-16 Rear Fender.  
Touring and Roadster  
NO238 Right 340.00  
NO239 Left 340.00



1915-16 Rear Fender.  
Center Door  
NO240 Right 390.00  
NO241 Left 390.00



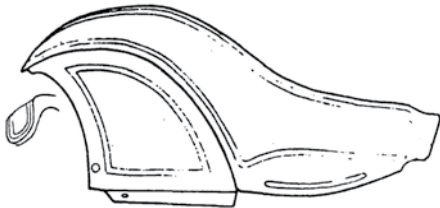
1915-16 Rear Hack Fender  
NO242 Right 340.00  
NO243 Left 340.00

# THE FOLLOWING NOTE APPLIES TO ALL SHEET METAL


These fenders are excellent quality, duplicates of originals. They are made exactly as the originals using the same gauge metal. Early 1909-16 fenders have correct brackets riveted in place using the correct size and shaped rivets. (1917-26 Fenders **DO NOT** come with the brackets) Before ordering, always verify your body year. The engine year is not 100% reliable as a means for identifying the body year, since many cars have had their engines changed or updated. Some years are transition years. Refer to "IDENTIFICATION CHART" on page 186

**IMPORTANT:** Please be sure to check that the piece fits correctly on your car before doing anything to it. All body parts for vehicles this old require some attention before being ready to paint. Altered, painted or treated merchandise is not returnable. ALL returns require a Return Authorization Number and need to be returned **ONLY** to Lang's.

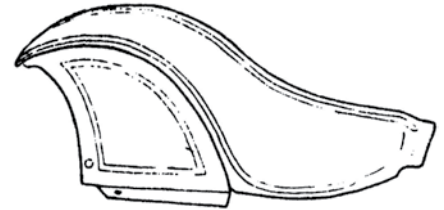
**NOTE:** Lead times may vary for this item. Please call our Customer Service Line for the current lead time.



1917-23 Front Fender.  
Passenger Cars  
NO244 Right 485.00  
NO245 Left 485.00



1917-25 Rear Fender.  
Touring and Roadster  
NO246 Right 375.00  
NO247 Left 375.00



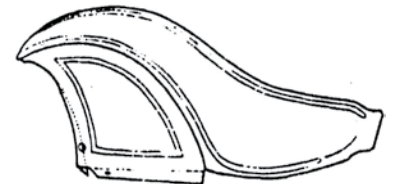
1917-23 Front Fender.  
Commercial Model T's  
NO248 Right 485.00  
NO249 Left 485.00



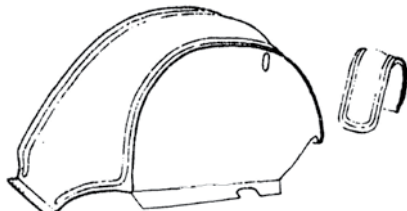
1917-25 Rear Hack Fender.  
NO250 Right 375.00  
NO251 Left 375.00



1924-25 Front Fender.  
Passenger Cars  
NO252 Right 485.00  
NO253 Left 485.00




1924-25 Front Fender.  
Commercial Model T's  
NO256 Right 485.00  
NO257 Left 485.00



1924-25 Rear Coupe Fender  
NO254 Right 455.00  
NO255 Left 455.00



1925 Rear Sedan Fender  
NO260 Right 540.00  
NO261 Left 540.00



1917-25 Rear Ton Truck Fender  
NO258 Right 385.00  
NO259 Left 385.00

## NOS, New Old Stock

1924-25 Rear Coupe Fender  
Excellent condition, Bead  
blasted, Limited Supply  
NO254NOS Right 420.00  
NO255NOS Left 420.00

## NOS, New Old Stock

1925 Rear Sedan Fender  
Excellent condition, Bead  
blasted, Limited Supply  
NO260NOS Right 500.00  
NO261NOS Left 500.00

## 1926-1927 FRONT FENDERS

Plan ahead! These fenders are popular and may take a few months for delivery. Use on original body styles (except Trucks which used NO256 and NO257.) These are all Steel Front fenders. Exact duplicates of the originals. The mounting holes are not punched to enable you to align the fender with the holes on your frame, aprons and running boards. The headlight mounting holes are punched and the offset area is die-stamped into the fender skirt. If your fenders do not have an offset area for the head lights, please advise us and we will make your fenders without the offset.



1926-27 Front Fender  
NO264 Right 550.00  
NO265 Left 550.00  
Sold with Brackets



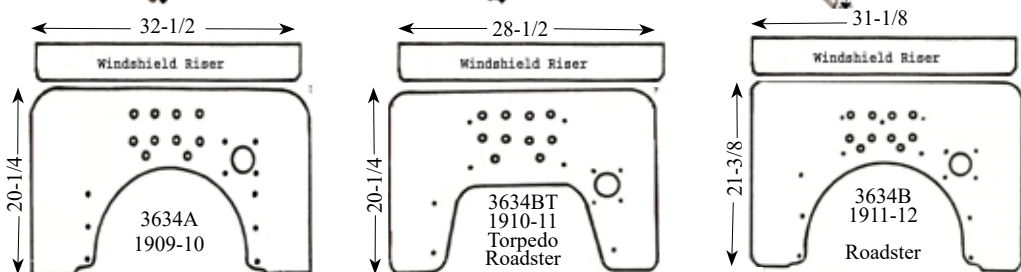
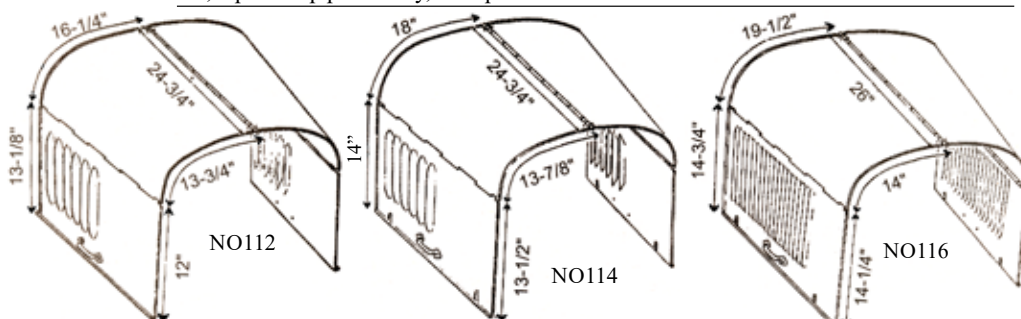
# HOODS and FIREWALLS

American made hoods, duplicates of originals, Leather pads included on hoods from 1909-16. May require hand fitting. Fit first, painted or altered items are NOT returnable.

NO102	Steel, cast handles, no louvers	Early 1909	385.00
NO103	Steel hood, brass handles, (non-original), no louvers	Early 1909	385.00
NO104	Aluminum hood, cast aluminum handles, no louvers	1909-12	355.00
NO106	Torpedo Aluminum hood, two inches longer than standard hoods. Cast handles, no louvers	1910-11	365.00
NO108	Aluminum hood, stamped steel handles, no louvers	1913-14	355.00
NO110	Aluminum hood, stamped steel handles, six louver/side	1915-16	355.00
NO111	Steel hood, stamped steel handles, six louvers per side	1915-16	355.00
NO112	Low steel hood, the side panel is 12" high at front, bottom edge rolled for latch, stamped steel handles, six louvers per side. Fits 24-1/2" firewalls.	1917-23	355.00
NO114	High steel hood, also fits 1924-27 TT truck. Side panel is 13-3/8" high at front, has latch dimples, stamped steel handles, and six louvers. Fits 28" wide firewall.	1923-25	355.00
NO116	Steel hood, latch dimples, stamped steel handles.	1926-27	355.00

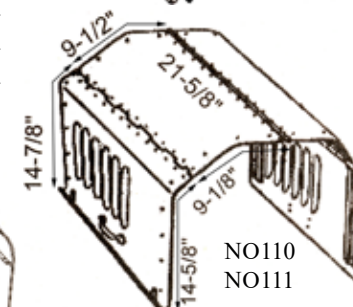
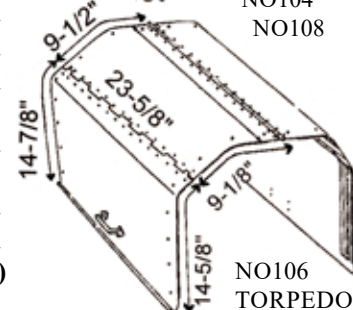
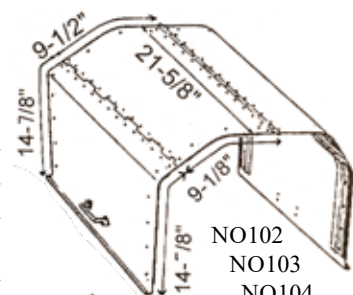
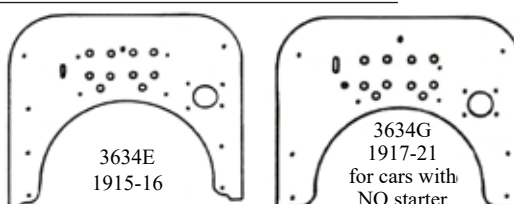
## SPEEDSTER HOODS, (Use with "LEATHER HOOD WRAP STRAPS" on page 227.)

N141-17-23	Hood, 1 piece top panel only, for speedsters. Made of steel.	1917-23	219.95
N141-23-25	Hood, 1 piece top panel only, for speedsters. Made of steel.	1923-25	219.95
N141-26-27	Hood, 1 piece top panel only, for speedsters. Made of steel.	1926-27	219.95

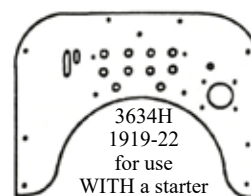
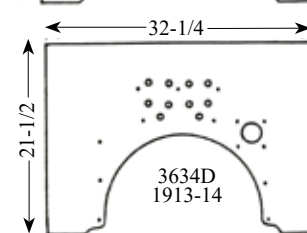
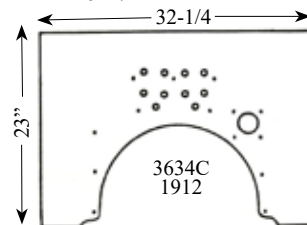


3634A	Firewall with riser, 2 piece, mahogany plywood.	1909-10	195.00
3634BT	Firewall with riser, 2 Piece, cherry plywood. For torpedo and open runabout only.	1910-11	150.00
3634B	Firewall with riser, 2 Piece, cherry plywood.	1911-12	195.00
3634C	Firewall, 1 piece cherry plywood.	1912	160.00
3634D	Firewall, 1 piece cherry plywood.	1913-14	160.00
3634E	Firewall, 1 piece, birch plywood.	1915-16	120.00
3634G	Firewall, 1 piece, for cars without starter, birch plywood.	1917-21	120.00
3634H	Firewall, one piece, for cars with starter, birch plywood.	1919-22	104.95
NO811	Firewall, Speedster, plywood firewal with more racy lock, angled top. For use with mon-ocle windshield, M1 or M2	1909-25	90.00

3634DH Firewall for Wooden Bodies. This wooden firewall is designed to bolt directly to the stock steel firewall that holds your hood. It allows you to mount a steel 1917-22 windshield (Part# 78204) to the firewall. Unfinished. For use with low firewall and low radiators. 1917-23 135.00



NO141-17-23  
NO141-23-25  
NO141-26-27



## FIREWALL to WINDSHIELD BRACKETS

3634DB	Firewall (dash) brackets, brass, for 2 piece firewall.	1909-11	25.50	set
3634DBMB	Brass mounting screw and nut set, for mounting 3634DB	1909-11	6.50	set
3634DW	Firewall to windshield brackets, brass.	1909-11	18.50	set
3635DWBR	Firewall to windshield brackets, brass.	1912-14	18.50	set
3635MBR	Brass mounting screw and nut set. (the 3634DW or 3635DWBR each use this same set.)	1909-14	5.25	set
3635NOR	Firewall bracket mounting nut set, Original style. These are the special size washer and brass nuts that hold the brass windshield brackets to the firewall. Set of 4. Used with part# 3634DW and 3635DWBR.	1913-14	27.95	set
3635DWS	Firewall to windshield brackets, steel.	1912-14	26.50	set
3635MS	Steel mounting screw and nut set, steel, for mounting 3635DWS	1912-14	2.50	set



3634DB




3634DBMB



3634DW



3635NOR



3635DWBR



3639MB



3635MBR



3635DWS



3635MS

## FIREWALL to FRAME BRACKETS

3639MB	Firewall to bracket bolt, nut and washer. Brass. for 3640-41A	1909-10	4.10	each
3640-41B	Firewall to frame bracket, black (not for torpedo roadsters)	1911-16	79.95	pair
3640-41BBR	Firewall to frame brackets, polished solid Brass, accessory.	1911-16	149.00	pair
3645	Bolt set, steel, mounts firewall to 3640-41B firewall brackets.	1911-16	3.95	set
3640MB	Firewall Bracket to Frame Bolt set, steel.	1909-16	9.25	set
3640C	Firewall (dash) brackets for wood firewall, steel.	1917-23	14.25	pair
3645A	Bolt set, steel, mounts 3640C brackets to wood firewall.	1917-23	2.95	set
3640D	Firewall (dash) brackets, steel. For steel firewall	1923-27	14.25	pair
3645B	Bolt set, steel, .mounts brackets, 3640D, to steel firewall.	1923-27	1.50	set
3640MB2	Firewall Bracket to Frame Bolt set, steel,	1917-27	8.75	set
3651	Firewall to body bracket, (butterfly bracket). Mounts firewall to the body by the floor-board riser. 2 per car.	1911-16	20.75	each
3652	Bolt set, steel. for mounting firewall butterfly brackets 3651	1911-16	2.10	set



3640C



3640D



3645A

3640-41B  
3640-41BBR

## FIREWALL MOLDING

3634EBRM	Brass firewall molding, 3/4" half oval surface, no lip.	1909-10	146.95	each
3634TRE	Firewall trim mounting screw set, Brass.	1909-10	2.95	set
3634ABRM	Brass firewall molding, 3/4" half oval surface, with lip.	1911-12	68.95	each
3634TRA	Firewall trim mounting screw set, Brass.	1911-12	1.50	set
3634TRB	Firewall trim mounting screw set, Brass.	1912-14	1.50	set



3634EBRM



3634ABRM

## DASH SHIELDS

NOTE: The following dash shields are black gloss powder coated and include the correct mounting screws. They are made from original Ford specifications.

3638E1	Dash shield and guide, includes hardware.	early 1909	54.95	set
3638E2	Dash shield and guide, includes hardware.	1909-10	54.95	set
3638E3	Dash shield and guide, includes hardware.	1911	45.95	set
3638E4	Dash shield and guide, includes hardware.	1912	39.95	set
3638E5	Dash shield, includes hardware.	1913-14	24.95	set
3638E6	Dash shield, includes hardware.	early 1915	24.95	set
3638E7	Dash shield, includes hardware.	1915-17	24.95	set
3638E8	Dash shield, includes hardware.	1917-18	24.95	set
3638E9	Dash shield, includes hardware.	1918-19	24.95	set
3638E10	Dash shield, powder coated (pie pan style), for WOOD firewall.	1919-22	34.95	set

NOTE: 3638E9 is recommended when using a high head on early cars to avoid having to trim the dash shield.

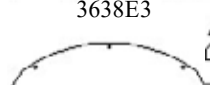
3654	Firewall to body gasket, correct shape and hole placements	1918-25	4.95	each
------	--	---------	------	------



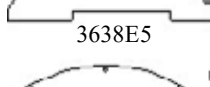
3638E1



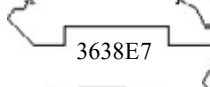
3638E2



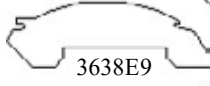
3638E3



3638E4




3638E5



3638E6



3638E7



3638E8



3638E9



3638E10

## DASH PANEL

NOTE: This is the sheet metal that the ignition switch mounts on.

Does not include steering column brace, see "STEERING COLUMN SUPPORTS" on page 92

TM-201	Dash panel, open car, original style, steel.	1919-22	129.95
S170	Dash panel, open car, original style, steel.	1923-25	87.50
S170SRSS	Dash panel, street rod, stainless steel, with no holes	1923-25	89.95



## DASH LIGHT

A-DL	Dash light, (Instrument panel light) aftermarket accessory style, chrome plated, oval flange, does not come with a bulb, choose 6 of 12 volt dash light bulb. Mounting holes are spaced 1 3/16" apart.	1919-27	34.95	each
A-DLB-6	Light bulb, 6 volt double contact single filament 3cp.		.50	each
A-DLB-12	Light bulb, 12 volt double contact single filament, 3cp.		.50	each
A-DLJC	Jeweled dash light cover. Nickel plated, accessory replaces original cover on dash light, Colors are red, blue, purple, orange and green. Replaces approximately 1" diameter covers, Will fit our A-DL lamps.	1909-27	37.95	each

A-DLB-6  
A-DLB-12



## HOOD HANDLES

4051HA	Hood handle, cast aluminum	1909-12	25.25	pair
4051HB	Hood handle, pressed steel	1913-16	24.95	pair
4051HC	Hood handle, pressed steel	1917-27	24.95	pair

## LEATHER HOOD WRAP STRAPS for SPEEDSTERS

These Leather Hood Straps are reproductions of the accessory style speedster hood straps that wrap over the top of the hood. All sets include stainless steel scissor springs that clip to the hood shelf. These allow you to use your hood with or without the hood side panels. The straps are available in Black or Natural Tan colors. The hardware is available in either in brass or nickel. (For use with one piece speedster hood panels, see "HOODS and FIREWALLS" on page 225.)

4052STRB	Leather Hood straps, black leather with brass hardware.	1909-27	139.95	set
4052STRN	Leather Hood straps, natural color leather with brass hardware.	1909-27	139.95	set
4052STBN	Leather Hood straps, black leather with nickel hardware.	1909-27	153.95	set
4052STNN	Leather Hood straps, natural color leather with nickel hardware.	1909-27	139.95	set
4052SSPR	Stainless steel scissor springs clip only for hood strap, For use with accessory style speedster hood straps that wrap over the top of the hood.	1909-27	26.75	each




## HOLD DOWN CLIPS and PADS

4052BRS	Hood clip with spring, polished brass, single ear, accessory	1909-27	16.70	each
4052BRD	Hood clip with spring, polished brass, double ear, accessory	1909-27	11.25	each
4052E	Hood clip {hook} with one ear. Exact duplicate of original. Correct style, shape and cast iron material.	1909-11	15.10	each
4052	Hood clip with spring, to be painted black.	1912-16	5.95	each
4052B	Hood clip with spring, to be painted black.	1917-27	6.95	each
4052BCH	Hood clip with spring, Chrome plated, polished	1917-27	14.95	each
4053	Hood clip spring only. (For early and brass hood clips)	1909-16	.70	each
4053SS	Hood clip spring only, stainless steel.	1909-16	2.35	each
4053B	Hood clip spring only.	1917-27	.45	each
4053BSS	Hood clip spring only, stainless steel.	1917-27	2.35	each
4054PLS	Hood clip plate, steel, metal pad that rivets to the hood. Hood clips hook onto these	1915-16	24.95	set



## HOOD CORNER PADS

4054	Leather hood corner pads with rivets.	1909-27	3.50	pair
4054B	Rubber hood corner pads with rivets.	1909-27	2.95	pair







4056-7TR  
4056-7



4056-7B



4056-7C



4056-7D

## HOOD SHELVES

Note: Wooden hood shelves used from 1909-1916 were originally painted black.

4056-7 Hood shelf, made from hardwood. Fits all Model T's except 1910-11 torpedo roadster, they use part# 4056-7TR. 1909-16 41.75 pair

4056-7TR Wood hood shelf, torpedo roadster, made from hardwood. 1910-11 70.00 pair

NOTE: The following 1917-27 steel hood shelves are pre-drilled with mounting, hood clip and wire holes. Check the pictures to make sure you are ordering the correct year.

4056-7B Steel Hood shelf. (for cars and trucks with low radiators) 1917-22 52.95 pair


4056-7C Steel hood shelf. (for cars and 1923-27 Ton Trucks) 1923-25 52.95 pair

4056-7D Steel hood shelf. 1926-27 54.95 pair

4073 Hood shelf support blocks, hardwood, 4 piece set. 1917-22 14.95 set

4073B Hood shelf support blocks, hardwood, 4 piece set. 1923-25 18.50 set

4073C Hood shelf support blocks, hardwood, 4 piece set. 1926-27 19.95 set

3088S  Hood shelf bolt set, set of 4 RARE NOS, NEW OLD STOCK, slotted bolts, reproduction square nuts and lock washers. Hold hood shelf to upper frame channel. 1909-12 4.95 set

3088BS Hood shelf and engine splash pan bolt set, 12 piece. 1917-25 1.40 set

3088CS Hood shelf and engine splash pan bolt set, 24 piece. 1926-27 1.75 set



4073



4073B



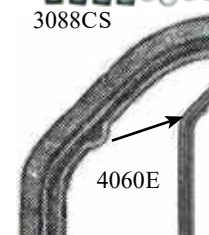
3088S



4073C



3088CS



4060E



4060

## HOOD FORMERS

4060E Hood former, notched, Made of steel as original. 1909-10 345.85 each

4060EBS Hood former mounting screw set 1909-12 1.25 set

4060 Hood former 1911-14 184.00 each

4060BS Hood former mounting screw set 1911-14 1.35 set

## HOOD LACING and RIVETS

4060-1 Leather hood pads. 1909-16 13.95 set

4060-2 Wood firewall lacing. Nails to wood firewall 1917-22 10.50 each

4060-3 Steel firewall lacing with rivets. Flat, rivets to cowl 1923-25 9.95 set

4060-4 Double bead cowl lacing with rivets. Rivets onto cowl. 1926-27 7.95 set

4060-5 Shell lacing. Threads through the holes in the radiator shell and protects hood from being scratched. 1917-27 4.50 each

4060RST Rivet setting pliers for installing the split rivets that hold the Hood Lacing onto the firewall. Splits the rivet end and bends it back over into the hood lacing material. 8-1/2" long. (NOTE: Does not work for 1926-1927 firewall lacing) 1917-25 27.95 each

4060B Brass split rivets. 1909-27 1.50 set

4060BL Black split rivets 1923-27 2.75 set

4060N Nickel split rivets. 1917-27 4.25 set

4060-1



4060N

4060-2



4060-3



4060-4

## HOOD HINGE RODS

4051RA Hood hinge rod, cold finish steel, set of 3. 1909-16 6.75 set

4051RB Hood hinge rod, cold finish steel, set of 3. 1917-25 6.75 set

4051RC Hood hinge rod, cold finish steel, set of 3. 1926-27 6.75 set

4051SSA Hood hinge rod, stainless steel, set of 3. 1909-16 11.50 set

4051SSB Hood hinge rod, stainless steel, set of 3. 1917-25 11.50 set

4051SSC Hood hinge rod, stainless steel, set of 3. 1926-27 11.50 set



Hood Hinge Rods



4002



4061C

## HOOD RODS CLASPS

4002 Clasp on top of radiator for hood rod. Supports center hinge rod 1916-27 4.50 each

4061C Clasp on wood dash for hood rod. 1916-27 5.25 each



4060-5




4060RST

## TURTLE DECK and TRUNK PARTS

### KEYS, LATCHES and HINGES

9485ALA	Turtle deck lid latches with rivets, brass plate, steel handle, pair	1913-14	259.95
9484XE	Turtle deck key, coupe	1909-12	29.95
9484A	Turtle deck key, nickel plated. High quality reproduction made from original specifications. First time ever reproduced.	1916-25	19.95
9484X	Turtle deck key.	1926-27	6.75
9485L	Turtle deck lid latch, complete.	1923-27	20.95
9485H	Turtle deck lid hinge, roadster, pair.	1926-27	24.95
48134X	Guide for Deck Lid, Coupe and Roadster. This pair of original style guides keeps the trunk lid in place when closed. One guide mounts on each of the lower inside corners just above the rain gutter. Measures 7/8" x 2-1/16", one pair.	1926-27	19.95
9486SBR	Turtle deck lid support arm, goes between the turtle deck and the lid when it is in the open position to keep the lid up. Fits roadster only.	1926-27	48.75
9486SBC	Turtle deck lid support arm, fits coupe only, holds lid up.	1926-27	47.75
9487	Turtle deck mounting washers. This set of 4 leather pads, go under the turtle deck when mounting it to the body. Helps stop squeaks.	1913-22	5.85
9488X	Turtle deck lid support bracket, fits coupe only, holds lid up	1915-25	49.75
57136-7X	Trunk hinges, coupe. This is the part that bolts into the body on which the trunk lid pivots. Set for one car.	1926-27	76.95
57115X	Trunk bracket for support arm, for Coupes. Rivets to the body. This is the bracket that the trunk support slides on. One per car.	1926-27	25.95
57116X	Trunk bracket for support arm. for Roadster. Rivets to the turtle deck. The trunk support slides on this bracket. One per car.	1926-27	25.95
57038X	Shield trunk hinge right, coupe, sheet metal part that keeps water from going into body. One per car.	1926-27	29.95
57039X	Shield trunk hinge left, coupe, as above. One per car.	1926-27	29.95



### BUMPER and WEATHER STRIP

9486B	Turtle deck lid bumper. (Sold each, 2 required per car)	1926-27	3.50
57511X	Weather strip for top of trunk lid, coupe	1926-27	49.50

### BODY PATCH MATERIAL, SHEET METAL

S309C	Body patch Material, 4' X 6" piece, can be used on all year cars	1909-27	37.50 each
-------	--	---------	------------





### 1909-12 BRASS SILL PLATES, Ford Script

4648AF	Sill Plates, front, solid brass, Ford script	1909-11	32.95 pair
4648AR	Sill Plates, front, solid brass, Ford script	1909-11	54.95 pair
4648BF	Sill Plates, front, solid brass, diamond design thin plate, script	1912	39.95 pair
4648BR	Sill Plates, Rear, solid brass, diamond design thin plate, script	1912	52.95 pair

### 1913-14 TOURING + ROADSTER SHEET METAL

S101	Touring, Back of Front Seat. Panel to which the backrest spring fastens	1913-14	169.95 each
S104	Roadster, Back of Front Seat. Panel to which the backrest spring fastens	1913-14	186.95 each
S107A	Touring Rear Center body panel with bead on bottom edge.	1913	90.95 each
S107	Touring, Center Rear Body Panel.	1913-21	90.95 each
S113	Touring and Roadster Front seat heel panel. Panel that is directly behind your heel if you are sitting in the front seat.	1913-14	60.95
S113-18	Top seat angle strip, holds the seat spring from sliding forward. It is nailed to the front of the wooden seat frame. For front or rear seat frames	1913-14	14.95



Completely formed with all beads and bends. Small amount of fitting may be required because early bodies were made by different body manufacturers. All large panels below are subject to extra shipping charges.

**NOTE:** Please be sure to check that the piece fits correctly on your car before doing anything to it. Altered, painted or treated merchandise is not returnable. ALL returns require a Return Authorization Number and need to be returned ONLY to Lang's.



S118



S118A



S132



S148

## 1913-14 TOURING and ROADSTER, Continued

S118	Touring rear seat heel panel. Panel that is directly behind your heel if you are sitting in the rear seat.	1913-14	60.95	each
S118A	Touring pan under rear seat frame	1914	72.50	each
S132	Touring, rear set toe panel. Your toe rests on this part when sitting in rear of a touring.	1913-14	72.50	each
S148	Touring, panels under rear door. There is no sill above this part.	1914-25	84.50	pair
S149AL	Roadster left quarter from back of door forward to firewall	1913	135.95	each
S149AR	Roadster right quarter from back of door to firewall	1913	120.00	each
S149BL	Roadster front quarter from back of door forward (left). Panel from rear of door forward.	1914	192.00	each
S149BR	Roadster front quarter from back of door forward (left). Panel from rear of door forward.	1914	210.00	each
S150AL	Driver's side panel with fake door. Full panel from firewall to beginning of rear door.	1913	285.00	each
S150AR	Passenger's side panel, includes sill (Door not included). Full panel from firewall to beginning of rear door.	1913	342.00	each
S150BL	Driver's side panel with fake door. Full panel from firewall to beginning of rear door.	1914	285.00	each
S150BR	Passenger's side panel, includes sill (Door not included). Full panel from firewall to beginning of rear door.	1914	342.00	each
S150B-DR	Touring, driver's side body patch panel. This is the lower 5-6" inches of body panels, which is where they usually rust. Extends from the firewall to the front of the rear door.	1914	49.95	each
S150B-P	Touring, passenger's side body patch panel. This is the lower 5-6" inches of body panels, which is where they usually rust. Extends from the firewall to the front of the rear door.	1914	49.95	each
S150D	Touring front door OUTER skin.	1913	59.95	each
S150ER	Touring right rear door OUTER skin.	1913	72.00	each
S150EL	Touring left rear door OUTER skin.	1913	72.00	each
S151R	Door and body garnish molding, set of 6 sheet metal caps that screw on the top of the doors and on the top of the panels between the door and firewall, Roadster	1913	69.95	set
S151T	Door and body garnish molding, same as above but for Touring	1913	79.95	set
S152	Touring, Rear quarter complete panels	1913	192.95	pair
S152B	Touring, Rear quarter complete panels	1914	192.95	pair
S153	Touring, rear corner patch panels, lower 3 inches.	1913-22	45.95	pair
S176A	Touring and Roadster. Front Floorboard Supports, Support upper floorboards between firewall and wood sills	1914	42.95	pair
S400T	Touring, Rear Cross sills, Touring car. This is the part that the floor pan mounts to. It is a cross brace between the two sides of the front to back subframe. Located under rear center body panel.	1914-21	85.95	each



S149AL



S149BL



S149BR



S150AL



S150AR



S150BL



S150BR



S152B



S151R  
S151T



S153





S102



S104A



S107



S114



S119



S122



S125



S125A



S128A



S128



S133



S136



S148



S137



S149CL



S149CR



S150CL



S150CR



S152C



S152A



S153

S150A-DR  
S150A-P

## 1915-1922 TOURING and ROADSTER BODY


S102	Touring, Back of Front Seat. This is the panel to which the backrest spring fastens	1915-21	186.95	each
S104A	Roadster, Back of Front Seat. This is the panel to which the backrest spring fastens	1915-22	186.95	each
S107	Touring, Center Rear Body Panel.	1913-21	90.95	each
S114	Touring and Roadster Front seat heel panel. Panel that is directly behind your heel if you are sitting in the front seat.	1915-21	72.50	each
S119	Touring rear seat heel panel. Panel that is directly behind your heel if you are sitting in the rear seat.	1915-21	78.50	each
S122	Roadster front seat frame. This is the complete assembly that supports the front seat spring cushion.	1915-21	150.50	each
S125	Touring front seat frame. This is the complete assembly that supports the front seat spring cushion. Includes the front heel panel and rear seat toe panel.	1915-21	168.50	each
S125A	Front seat frame stiffener for S102. Touring	1915-21	66.50	each
S128	Touring rear seat frame. Complete assembly that supports the rear seat spring cushion. It includes the heel panel.	1915-21	299.95	each
S128A	Touring pan under rear seat frame	1915-21	66.50	each
S133	Touring, rear set toe panel. Your toe rests on this part when sitting in rear of a touring.	1915-21	78.50	each
S136	Touring and Roadster, front seat frame lid, hinges not included.	1915-20	90.50	each
S137	Touring and Roadster, rear seat frame lid, hinges not included	1915-20	90.50	each
S148	Touring, panels under rear door. There is no sill above this part.	1914-25	84.50	pair
S149CL	Roadster front quarter panel, Driver's side. From back of door forward to firewall.	1915-22	192.00	each
S149CR	Roadster front quarter panel, Passenger's side. From back of door forward to firewall.	1915-22	210.00	each
S150A-DR	Touring, driver's side body patch panel. This is the lower 5-6" inches of body panels, which is where they usually rust.	1915-25	49.95	each
S150A-P	Touring, passenger's side body patch panel. This is the lower 5-6" inches of body panels, which is where they usually rust.	1915-25	49.95	each
S150CL	Driver's side panel with fake door. Full panel from firewall to beginning of rear door.	1915-22	285.00	each
S150CR	Passenger's side panel, includes sill (Door not included). Full panel from firewall to beginning of rear door.	1915-22	342.00	each
S152A	Touring, rear quarter patch panels, 5 inches high	1915-22	21.95	pair
S152C	Touring, rear quarter complete panels	1915-22	192.95	pair
S153	Touring, rear corner patch panels, lower 3 inches.	1913-22	45.95	pair



NOTE: Please be sure to check that the piece fits correctly on your car before doing anything to it. Altered, painted or treated merchandise is not returnable. ALL returns require a Return Authorization Number and need to be returned ONLY to Lang's.



S165A



S165B




TM-201

## 1915-1922 TOURING and ROADSTER, Continued

S165A	Sill sheet metal, roadster, Covers wood sills below turtle deck.	1915-22	54.50	set
S165B	Sill sheet metal, roadster, Covers wood sills below turtle deck.	1915	78.50	set
9490	Turtle deck beaded patch, for edge under lid. Roadster and Coupe. This patch replaces rusted areas along the edge of your turtle deck body that the lid rests on. 2-1/4" wide x 4" long. (will work on any of the 4 sides)	1915-25	14.95	each
TM-201	Dash panel, open car, original style, steel. NOTE: Does not include steering column brace, this part is the panel that the ignition switch mounts onto.	1919-22	129.95	each
S177	Touring sill covers (step plates), These fit just inside rear doors	1919-25	37.95	pair
S400T	Touring, Rear Cross brace, This is the part that the floor pan mounts to. It is a cross brace between the two sides of the front to back sub-frame.	1914-21	85.95	each



S177



9490



S103



S105



S108  
S108A



S105A

## 1923-1925 TOURING and ROADSTER BODY

S103	Touring, Back of Front Seat. This is the panel to which the backrest spring fastens	1922-25	193.95	each
S105	Roadster, Back of Front Seat. This is the panel to which the backrest spring fastens	1923-25	186.95	each
S105A	Roadster, 90 degree top edge. Back of Front Seat. This is the panel to which the backrest spring fastens	1925	198.95	each
S108	Touring, Center Rear Body Panel	1922-24	174.95	each
S108A	Touring, 90° top edge. Center Rear Body Panel.	1925	174.95	each
S115	Touring and Roadster Front seat heel panel. Panel that is directly behind your heel if you are sitting in the front seat.	1922-25	78.50	each
S120	Touring rear seat heel panel. Panel that is directly behind your heel if you are sitting in the rear seat.	1922-25	78.95	each
S123	Roadster front seat frame. This is the complete assembly that supports the front seat spring cushion.	1922-25	144.50	each
S126	Touring front seat frame. This is the complete assembly that supports the front seat spring cushion. Includes the front heel panel and rear seat toe panel.	1922-25	168.50	each
S129	Touring rear seat frame. Complete assembly that supports the rear seat spring cushion. It includes the heel panel.	1922-25	299.95	each
S129A	Touring pan under rear seat frame	1923-25	66.50	each
S134	Touring, rear set toe panel. Your toe rests on this part when sitting in rear of a touring.	1922-25	78.50	each
S148	Touring, rear door rocker, pair. There is no sill above this part. This is the part of the car you step on when the door is open.	1915-25	84.50	pair



S115



S123



S126



S129



S129A



S134



S148



NOTE: Please be sure to check that the piece fits correctly on your car before doing anything to it. Altered, painted or treated merchandise is not returnable. ALL returns require a Return Authorization Number and need to be returned ONLY to Lang's.



S149DL



S149DR




S150DR



S150DL



S150A-DR  
S150-P



9490

## 1923-1925 TOURING and ROADSTER, Continued

S149DL	Roadster front quarter from back of door forward (left) high cowl. Panel from rear of door forward. (driver's side)	1922-25	192.00	each
S149DR	Roadster front quarter from back of door forward (right) high cowl. Panel from rear of door forward. (passenger's side)	1922-25	210.00	each
S150A-DR	Touring, driver's side body patch panel. This is the lower 5-6 inches of body panels, which is where they usually rust.	1915-25	49.95	each
S150A-P	Touring, passenger's side body patch panel. This is the lower 5-6 inches of body panels, which is where they usually rust.	1915-25	49.95	each
S150DL	Driver's side panel with fake door. Full panel from firewall to beginning of rear door.	1923-25	342.00	each
S150DR	Passenger's side panel, includes sill (Door not included). Full panel from firewall to beginning of rear door.	1923-25	285.00	each
S165	Sill sheet metal, roadster, Covers wood sills below turtle deck. 3 piece set.	1923-25	72.50	set
9490	Turtle deck beaded patch, for edge under lid. This patch replaces rusted areas along the edge of your turtle deck body that the lid rests on. 2-1/4 inch wide x 4 inch long.	1915-25	14.95	each
S170	Dash panel, open car, original style, steel. NOTE: Does not include steering column brace, this part is the panel that the ignition switch mounts onto.	1923-25	87.50	each
S170SRSS	Dash panel, street rod, stainless steel, with no holes. NOTE: Does not include steering column brace, this part is the panel that the ignition switch mounts onto.	1923-25	89.95	each
S176	Touring and Roadster. Front Floorboard Supports, Support upper floorboards between firewall and wood sills	1922-25	42.95	pair
S177	Touring sill covers (step plates), These fit just inside rear doors	1919-25	37.95	pair
S178	Roadster Tool Tray, Located under front seat, behind the gas tank.	1925	66.95	each

S165



S170



S176



S177



S178



S99




S100

## 1926-1927 ROADSTER and ROADSTER PICKUP BODY

S99	Roadster pickup, no embossing. This is the panel to which the backrest spring fastens	1926	192.95	each
S100	Roadster, Back of Front Seat. This is the panel to which the backrest spring fastens	1926-27	209.95	each
S111	Roadster, Rear Center Panel Below Deck Lid	1926-27	60.95	each
S111A	Roadster Panel Above Deck Lid on Turtle Deck,	1926-27	198.95	each
S116	Roadster and Touring Front seat heel panel. Panel that is directly behind your heel if you are sitting in the front seat.	1926-27	60.95	each
S127	Roadster front seat frame, front seat panel with riser. This is the complete assembly that supports the front seat spring cushion.	1926-27	131.25	each
S127R	Roadster rear riser only. Holds the back seat spring	1926-27	65.45	each

S111




S111A



S116

S127



S127R



S140	Touring and Roadster, pan under front seat frame. X'ed reinforcement bead, see photo	1926	54.95	each
S141	Touring and Roadster, pan under front seat frame. Has offset stepped edge.	1927	60.50	each
S145	Roadster trunk floor panel, has battery accessory cut-out, center hump panel sold separate. (panel inside deck area),	1926-27	294.00	each
S145H	Roadster and Roadster Pickup, center hump only for rear spring.	1926-27	42.50	each
S145WH	Roadster trunk, complete with hump for rear spring.	1926-27	342.00	each
S146A	Front Door Rocker panels for Touring and Roadster. This rocker panel goes under the T5682F sill plate.	1926	54.50	pair
S154-DR	Roadster rear quarter panel, driver's side, This is the lower 5-6" inches of body panels, which is where they usually rust.	1926-27	59.50	each
S154-P	Roadster rear quarter panel, passenger's side, This is the lower 5-6" inches of body panels, which is where they usually rust.	1926-27	59.50	each
S155-DR	Roadster Pickup rear quarter panel, driver's side, This is the lower 5-6" inches of body panels, which is where they usually rust..	1926-27	64.95	each
S155-P	Roadster Pickup rear quarter panel, passenger's side, This is the lower 5-6" inches of body panels, which is where they usually rust.	1926-27	64.95	each
S156-DR	Touring and Roadster Cowl patch panel, drivers side, bottom 6" of cowl between hood and door.	1926-27	27.95	each
S156-P	Touring and Roadster Cowl patch panel, passengers side, bottom 6" of cowl between hood and door.	1926-27	27.95	each
S158R	Roadster, Rear inner fender patch panel. Part under rear fender on body. This is the lower 5-6 inches of body panels, which is where they usually rust.	1926-27	61.95	pair
S159	Turtle Deck Lid Rain Gutter Roadster (Fits Under Top of Deck Lid)	1926-27	30.50	each
S160R	Turtle deck lid, Roadster outer skin only.	1926-27	224.50	each
S160P	Deck trunk lid keyhole and diamond patch. Roadster and Coupe	1926-27	14.95	each
S161	Turtle deck lid, Roadster, Complete, no hardware.	1926-27	529.95	each
S161P	Roadster inner deck lid panel only.	1926-27	299.95	each
S180	Roadster pickup bed filler, part that goes between the pickup bed and back of roadster body to fill in the space left when you remove your turtle deck	1926-27	59.95	pair
S307RL	Roadster, Touring Front and Roadster Pickup outer Door Skin, Driver's side	1926-27	178.95	each
S307RR	Roadster, Touring Front and Roadster Pickup outer Door Skin, Passenger's side	1926-27	178.95	each
S309DR	Roadster Rear Turtle Deck corner patches, pair	1926-27	66.95	pair
S309RFC	Roadster Front Turtle Deck corner patches, pair	1926-27	54.95	pair
S400	Cross sills, roadster and roadster pickup, touring. This is the part that the floor pan mounts to. It is a cross brace between the two sides of the front to back subframe.	1926-27	77.95	pair
S401R	Roadster trunk rain gutters. This sheet metal parts goes under the trunk lid on edge of the body of the trunk opening	1926-27	175.95	pair



S140



S141



S145



S145H



S145WH



S146A



S154-DR  
S154-P



S155-DR  
S155-P



S156-DR  
S156P



S158R

S159



S307RL



S307RR



S161P Inner Panel



S180



S309DR



S309RFC



S400



S401R



S160R Deck Outer Skin



S161 Deck Lid, Complete



S180



NOTE: Please be sure to check that the piece fits correctly on your car before doing anything to it. Altered, painted or treated merchandise is not returnable. ALL returns require a Return Authorization Number and need to be returned ONLY to Lang's.

## 1926-1927 ROADSTER and TOURING SILL PLATES

T5682F	Touring and Roadster front, Ford script aluminum sill plates. Overall length is 20". Ends bend upward about 1" for screw. For early 1926.	1926	89.95	pair
T5682FS	Touring and Roadster front, Ford script, steel sill plates. Unique in that these sill plates wrapped down around the outer edge of the sub rail. The ends at the front and rear edge of the door opening are bent upward with a screw hole. Overall length is 18-1/2"	1926-27	104.95	pair
T5682R	Touring rear door sills, Ford script, aluminum, pair. Replaces zinc sill plates. Overall length is 21-1/2". This is the part of the car you step on when the door is open.	1926	84.95	pair
S146SPR	Touring, rear door sill plates. Steel, No Ford script. Some of the 26-7's used this steel sill plate. It is a little wider than the T-5682-R. Length is 21-1/2".	1926-27	79.95	pair



T5682F



T5682FS



T5682R



S146SPR

## 1926-1927 TOURING BODY METAL

45079AX	Touring, Roadster and Coupe. Panel that protects the pan under the front seat, hard cardboard (used on part numbers S140 and S142). Stops tools and side curtain rods from rattling under the front seat. Reproduction of original cardboard material panel.	1926	18.25	each
45079BX	Touring, Roadster and Coupe. Panel that protects the pan under the front seat, hard cardboard (used on part numbers S141 and S143). Stops tools and side curtain rods from rattling under the front seat. Reproduction of original cardboard material panel.	1927	18.25	each
S106	Touring, Center Rear Body Panel.	1926-27	174.95	each
S109	Touring, Back of Front Seat. This is the panel to which the backrest spring fastens	1926-27	294.95	each
S116	Touring and Roadster Front seat heel panel. Panel that is directly behind your heel if you are sitting in the front seat.	1926-27	60.95	each
S121	Touring rear seat heel panel. Panel that is directly behind your heel if you are sitting in the rear seat.	1926-27	78.95	each
S127A	Touring front seat frame. This is the complete assembly that supports the front seat spring cushion.	1926-27	120.95	each
S130	Rear seat frame, Touring, Complete assembly that supports the rear seat spring. It includes the heel panel. no hump.	1926-27	299.95	each
S130A	Rear seat frame, Touring, curved style rear. No Hump. Complete assembly that supports the rear seat spring. It includes the heel panel.	1926-27	299.95	each
S135	Touring, rear set toe panel. Your toe rests on this part when sitting in rear of a touring.	1926-27	96.50	each
S146A	Front Door Rocker panels for Touring and Roadster. This rocker panel goes under the T5682F sill plate.	1926	54.50	pair
S153A	Touring and Fordor Sedan rear corners, pair, This is the lower 5-6" inches of body panels, which is where they usually rust.	1926-27	36.95	pair
S156-DR	Touring and Roadster Cowl patch panel, drivers side, bottom 6" of cowl between hood and door.	1926-27	27.95	each
S156-P	Touring and Roadster Cowl patch panel, passengers side, bottom 6" of cowl between hood and door.	1926-27	27.95	each
S157	Touring Center body patch panels, panel between front and rear doors on both sides of car, pair. This is the lower 5-6 inches of body panels, which is where they usually rust.	1926-27	60.95	pair



S106



S109



S116



S121



S127A



S146A



S135



S153A



S130



S130A



S156-DR

S156P



S157

S307RL	Roadster, Touring Front and Roadster Pickup outer Door Skin, Driver's side	1926-27	178.95	each
S307RR	Roadster, Touring Front and Roadster Pickup outer Door Skin, Passenger's side	1926-27	178.95	each
S307TL	Touring rear outer door skin, driver's side	1926-27	164.95	each
S307TR	Touring rear outer door skin, passenger's side	1926-27	164.95	each
S400	Cross sills, roadster and roadster pickup, touring. This is the part that the floor pan mounts to. It is a cross brace between the two sides of the front to back subframe.	1926-27	77.95	pair
TM-875-T	"T" SHAPED STRIP, molding used on back of sedan bodies between rear and quarter panels, arched like body, 53 1/2" steel strip, 2 per car.	1926-27	59.90	each



S307RL




S307RR



S112



S400



S145C

## 1923-1925 COUPE and SEDANS

S112	Coupe. Rear Center Panel Below Deck Lid	1924-25	59.95	each
S145C	Coupe trunk floor panel with hump for rear spring	1923-25	354.00	each
17549-COV	Rear Cross Member Housing Anti-Rattler for Tudor Sedans. This is a hard cardboard panel that covers the metal floor under the rear seat. This panel was original to the cars when new.	1924-25	12.50	each
T8302	Tudor sill plates, steel, Ford script, overall length of 28-1/4". This is the part of the car you step on when the door is open.	1923-25	89.95	pair
T8305	Coupe sill plate, steel, With Ford script, overall length of 23-1/2". This is the part of the car you step on when the door is open.	1923-25	81.50	pair
S146BR	Coupe, front door rocker, pair. This rocker panel goes under part #T8301.	1923-25	125.95	pair
S146BRS	Sedan rocker panels under sill plate. This is the part of the car you step on when the door is open.	1923-25	124.95	pair
T8304	Sedan sill plates, aluminum Ford script. This is the part of the car you step on when the door is open. Due to variations among cars some fitting can be expected with these. Overall length is 20"	1922-23	109.95	pair
S307C-DR	Coupe driver's door patch panel, lower 6 inches of outer skin	1923-25	33.75	each
S307C-P	Coupe passenger's door patch panel, lower 6 inches of outer skin	1923-25	33.75	each



17423-COV



T8302



T8305



S146BR



S146BRS



T8304



S307C-DR

S307C-P



S106A



S110



S121A



S131

## 1926-1927 FORDOR, COUPE and TUDOR SEDAN

S106A	Tudor sedan. Center Rear Body Panel.	1926-27	174.95	each
S106B	Fordor, Center Rear Body Panel.	1926-27	162.95	each
S110	Coupe. Rear Center Panel Below Deck Lid	1926-27	68.75	each
S121A	Tudor sedan rear seat heel panel. Panel that is directly behind your heel if you are sitting in the rear seat.	1926-27	78.95	each
S127C	Coupe front seat frame. This is the complete assembly that supports the front seat spring cushion.	1926-27	96.95	each
S131	Tudor sedan rear seat frame. Complete assembly that supports the rear seat spring cushion. It includes the heel panel.	1926-27	269.95	each
S142	Coupe, pan under front seat frame. X'ed reinforcement bead	1926	56.25	each
S143	Coupe, pan under front seat frame. Has offset stepped edge.	1927	60.50	each
45079AX	Touring, Roadster and Coupe. Panel that protects the pan under the front seat, hard cardboard (used on part numbers S140 and S142). Stops tools and side curtain rods from rattling under the front seat. Reproduction of original cardboard material panel.	1926	18.25	each
45079BX	Touring, Roadster and Coupe. Panel that protects the pan under the front seat, hard cardboard (used on part numbers S141 and S143). Stops tools and side curtain rods from rattling under the front seat. Reproduction of original cardboard material panel.	1927	18.25	each



S127C



S142



S143





NOTE: Please be sure to check that the piece fits correctly on your car before doing anything to it. Altered, painted or treated merchandise is not returnable. ALL returns require a Return Authorization Number and need to be returned ONLY to Lang's.

## 1926-1927 FORDOR, COUPE and TUDOR SEDAN, Continued

54404	Rear Cross Member Housing Anti-Rattler, Fordor Sedans. This is a hard card-board panel that covers the metal floor under the rear seat. This panel was original to the cars when new.	1927	13.25	each
S144WH	Coupe trunk floor panel, complete with hump for rear spring.	1926-27	174.50	each
S144	Coupe trunk floor panel. Without hump for rear spring	1926-27	120.00	each
S144H	Coupe, center hump only, for over rear spring.	1926-27	42.75	each
S144A	Coupe, trunk floor panel opposite battery.	1926-27	29.95	each
S144RS	Coupe, rear sub-frame, (supports the trunk floor).	1926-27	78.50	each
S145S	Fordor Sedan pan under rear seat frame, with Hump for spring	1926-27	114.95	each
S153A	Fordor Sedan and Touring rear corner. This is the lower 5-6" inches of the above body panels which usually rust.	1926-27	36.95	pair
S154B	Tudor Sedan, Rear quarter patch panels. This is the lower 5-6" inches of the body panels which usually rust.	1926-27	54.95	pair
S154C	Coupe, Rear quarter patch panels. This is the lower 5-6" inches of the body panels which usually rust.	1926-27	54.95	pair
S156C	Coupe, Cowl patch panel, (Front quarter), 5-6" tall. Pair for both sides of cars.	1926-27	61.95	pair
S158	Coupe, Inner fender patch panels. For under rear fender on body.	1926-27	61.95	pair
S160C	Turtle deck lid, Coupe outer skin only.	1926-27	222.95	each
S160CSR	Deck Lid Skin Coupe Street Rod No Key Hole	1926-27	209.95	each
S160P	Deck trunk lid keyhole and diamond patch. Roadster and Coupe	1926-27	14.95	each
S307E-DR	Coupe and Tudor driver's side, door patch panel, lower 7 inches of outer skin	1926-27	43.95	each
S307E-P	Coupe and Tudor door patch panel, passengers side, lower 7 inches outer skin	1926-27	43.95	each
S307ESL	Coupe and Tudor door patch panel. Panel from bottom of door to belt line on door, right side.	1926-27	110.95	each
S307ESR	Coupe and Tudor panel, right side.	1926-27	110.95	each
S307F-DR	Coupe and Tudor driver's side, lower inner skin	1926-27	33.50	each
S307F-P	Coupe and Tudor passenger's side, lower inner skin	1926-27	33.50	each
S309D	Coupe Rear Body Corners Patches, 6 inch high, under deck lid.	1926-27	66.95	pair
S341	Coupe & Tudor Header panel, Panel above the windshield	1926-27	91.95	each
S400C	Cross sills, Coupe and Tudor Sedan. 3 Sills.	1926-27	92.95	set
S401C	Coupe Trunk Rain Gutters. This sheet metal parts goes under the trunk lid on edge of the body of the trunk opening	1926-27	175.95	pair
T8301	Coupe and Tudor Sedan DOOR SILLS, steel, Ford script, overall length of 23-1/2". This is the part of the car you step on when the door is open. Measure your old ones and compare them to the illustration. We have seen some variations in sill plates.	1926-27	109.95	pair
T8303	Fordor, aluminum, Ford script, set of 4, Rear sill plates are 19-3/4" long, and fronts are 23-3/4" long. This is the part of the car you step on when the door is open.	1926-27	156.75	set




54404

S144H



S144WH



S144



S144RS




S144A



S153A



S156C

S154B  
S154C

S158



S180



S160C



S160CSR

S307E-DR  
S307E-P


S309D



S307ESL



T8303



T8301



S341

S307F-DR  
S307F-P

S400C

# BEST QUALITY WOODEN BODIES FOR MODEL T FORDS

## OVERVIEW OF WOODEN BODIES:

Excellent reproductions of the originals. All bodies are show quality and built for the a 1909 through 1925 chassis. All bodies are constructed with authentic design, technique, and correct era hardware.

Can be shipped world wide. We crate and workout shipping arrangements with you. The bodies are fully assembled and then broken down for shipping.

You will find the workmanship of these early reproduction bodies to be of the highest quality.

All bodies have a warranty of satisfaction.

The bodies use standard body mounting brackets (not included) and mount in the standard holes on the frame. They also do not include the windshield hinges.

Side curtains are available, price quote available upon request.

**NOTE:** Please allow 6 to 9 months lead time for delivery. A deposit of one third the cost is required when the order is placed, the rest upon completion.

If you are looking for a body style not advertised, please contact Lang's. The supplier can build any aftermarket body for the Model T Ford chassis. ALSO: Alterations and options are available upon request.

## DEPOT HACK BODY

This is a reproduction of an original York Depot Hack Body that was built during the Model T ear and can be used on any 1909-1925 car chassis. This is the same body that the supplier made for the Henry Ford Museum and Greenfield Village in the Spring of 2004.

It was most often used as an early form of a taxi, for carrying passengers and luggage from the railroad DEPOT. HACK is derived from the word hackney, which is another word for a taxi. Later also referred to as a station wagon.

Comes with colonial grain leatherette upholstered front and back seat over foam padding, seats have authentic style hinges backrests. Top, covered with cobra grain leatherette. Door hinges and latches, tail gate hardware, post to top bracing, One piece windshield and firewall. The top of the windshield is hinged and the bottom is fixed in place. Body does NOT come with glass. Wood is unfinished.

Seats 4 adults, 6 with optional jump seats.

Alterations and other options available upon request. Contact Lang's.

Approx. size 112" long, 48" wide x 58" high.

ALLOW 6-9 MONTHS FOR DELIVERY

BODY-DH	Depot Hack, made of Red Oak with Mahogany or red oak panels.	1909-25	4175.00
---------	--	---------	---------

BODY-DHM	Depot Hack, Maple with Cherry panels.	1909-25	4445.00
----------	---------------------------------------	---------	---------

Depot Hack Options:

Optional Spar varnished wood, 3 coats	500.00
---------------------------------------	--------

Optional, 2 Jump seats, upholstered	375.00
-------------------------------------	--------

Optional leatherette side curtains	call for price quote
------------------------------------	----------------------



BODY-DH







BODY-D

## DELIVERY BODY, (PANEL BODY)

This is a reproduction of an original Babcock Delivery body. It is solid oak framed with metal panels. (no plywood). Metal is primed, and wood is unfinished.

Included Comes with leatherette upholstered front seat and cobra grain leatherette covered top. Double rear doors with hinges and latch. One piece windshield and firewall.

Body does NOT come with any glass installed. The rear windows are available either oval or square with arched top.

Alterations and other options available upon request. Contact Lang's.

Approximately size 100" long, 45" wide x 58" high.

ALLOW 6-9 MONTHS FOR DELIVERY



**NOTE: See "OVERVIEW OF WOODEN BODIES:" on page 238**

BODY-D	Delivery Body, Open cab, (no front doors)	1909-25	5175.00
	Optional Spar varnished Wood, 3 coats		275.00
	Optional leatherette side curtains	call for price quote	



## CANOPY EXPRESS BODY, (HUCKSTER)

Copy of an original aftermarket body that was nicknamed the Huckster after the word used for a person who sells small items door-to-door. Canopy express vehicles have open display areas behind the driver's seat commonly used for peddling items, but also used for any kind of deliveries.

Constructed of solid red oak, no plywood anywhere. One piece windshield and firewall. Colonial grain leatherette upholstered seat and back rest on foam cushion. Cobra grain leatherette covered top. Flair sides. Original style hardware includes: door hinges and latches, tailgate hardware, flare side straps and top brace hardware.

Approx. size 110" long, 48" wide x 58" high.

Body does NOT come with glass. ALLOW 6-9 MONTHS FOR DELIVERY

NOTE: See "OVERVIEW OF WOODEN BODIES:" on page 238

BODY-CE	Express Body with Canopy Top.	1909-25	3675.00
	Optional Spar varnished wood, 3 coats		500.00
	Optional leatherette side curtains	call for price quote	




BODY-CE







BODY-LEC



BODY-LE

## LIGHT EXPRESS BODY

Ford did not offer a pickup truck body until 1925. This all wood body was the solution for the needs of the early pickup truck owners.

Constructed of solid Red Oak. One piece windshield and firewall. Colonial grain leatherette upholstered seat and back rest on foam pad. Cobra grain leatherette covered top. Original style hardware includes: flair sides metal strap braces. Tail-gate hardware. and door hinges and latches on closed cab body. Unfinished wood.

Approx. size 99" long, 48" wide x 58" high.

ALLOW 6-9 MONTHS FOR DELIVERY

**NOTE:** See "OVERVIEW OF WOODEN BODIES:" on page 238

BODY-LEC	Light Express Body, Closed cab, (has doors) with top over cab.	1909-25	3655.00
	Optional Spar varnished Wood, 3 coats		425.00
	Optional removable wooden side and rear window frames		225.00
	Optional leatherette side curtains		call for price quote

BODY-LE	Light Express Body. Open cab, (no doors) with canopy top over cab.	1909-25	3255.00
	Does not include windshield or firewall		



## 1912 C-CAB BODY

This is an excellent reproduction of Fords original factory 1912 C-Cab body. Nicknamed the "Pie Wagon". Constructed with authentic design and technique.

It is solid wood framed with metal sheathing and metal bracing. (no plywood used anywhere).

Includes: Colonial grain leatherette upholstered front seat and backrest, with thick foam pad, seats have authentic style hinged backrests. Cobra grain leatherette covered top. Rear door hinges and latch. Primed metal and unfinished wood.

The body uses the original style windshield and firewall which are not included. ALLOW 6-9 MONTHS FOR DELIVERY

Approx. size 96" long x 48" wide x 64" high. Alteration available upon request.

**NOTE:** See "OVERVIEW OF WOODEN BODIES:" on page 238

BODY-12	C-Cab Body, Reproduction of original factory body.	1912	5175.00
	Optional Spar varnished wood		275.00





## ROADSTER BODY, 1909-1911

BODY-RD

This is a reproduction of the original Ford factory Roadster, the "Mother-in-Law" Roadster.

The nickname comes from the fact that the third seat is not covered by the roadster top, (a place some men would like their mother-in law to be when it is raining.)

All wood body. Made with authentic technique and design.

Does not include upholstery. This body uses the original style windshield and firewall which are not included.

ALLOW 6-9 MONTHS FOR DELIVERY

NOTE: See "OVERVIEW OF WOODEN BODIES:" on page 238

BODY-RD	Roadster Body	1909-11	2475.00
BODY-RPU	Roadster Pickup body	1909-11	2680.00



BODY-RPU

## RACE CAR BODY

Kit includes: Custom steel long hood and hood former, made for a brass radiator only (radiator not included), Oak Body base, wooden seat skins, box, and floorboards, metal hood former and custom hood aprons. Uses original style gas tank and straps (not included).

**PLEASE NOTE:** Does not include the optional Upholstery, radiator, chassis, wheels, gas tank, dash or other parts in photo not previously specified above.


ALLOW 6-9 MONTHS FOR DELIVERY

NOTE: See "OVERVIEW OF WOODEN BODIES:" on page 238

BODY-RC	Speedster wooden body, with custom hood	1909-25	2975.00
	Optional leatherette upholstery on foam pad		560.00



BODY-RC



Custom Hood,  
Included on Race Car

## TT, TON TRUCK, DEPOT HACK BODY

This is similar to the Depot Hack Body for a car chassis, see page page 238, however it is made for a Ton Truck chassis.

Approx. size 122" long, 48" wide x 58" high.

ALLOW 6-9 MONTHS FOR DELIVERY

BODYTT	TT Depot Hack and Country Club Body	1918-27	4450.00
	Optional Spar varnished wood, 3 coats		600.00
	Optional, 2 Jump seats, upholstered		375.00
	Optional leatherette side curtains		call for price quote



BODYTT

## TT, TON TRUCK, CANOPY EXPRESS BODY

This is similar to the canopy express for a car chassis, see body page 239, however it is made for a Ton Truck chassis.

Approx. size 122" long, 48" wide x 58" high.

ALLOW 6-9 MONTHS FOR DELIVERY

BODYTT2	Ton Truck Canopy Express Body (Huckster)	1918-27	3875.00
	Optional Spar varnished wood, 3 coats		600.00
	Optional leatherette side curtains		call for price quote



BODYTT2



# TON TRUCK OWNER'S MANUAL & PARTS LISTS

TT1	Model T Ton Truck Chassis and Body Parts List, This lists the parts that are unique to the Ton Truck. Fully illustrated with drawings and diagrams Includes illustrations of Ton Truck body choices. 14 pages, 5-1/2" x 8-1/4".	4.00
FSLTT	Ford Truck. A very nice reprint of a dealer sales handout from Ford Motor Co. Covers the economy and efficiencies of Ton trucks. Advertisises the Ton Truck chassis. Full color.	6.95
T19	Ford Manual "For Owner's & Operators Of Passenger, Pickup & Truck Model T's". Reprint of the book that came with 1920-1926 T's when new. Contains information on operation and maintenance in question and answer form. Also has a list of the production numbers. 64 pages, many black and white illustrations. 7-1/2" x 5"	17.95
FTB	Ford Truck, Sales Brochure, Reprint of a Ford brochure on T trucks	11.95



T19

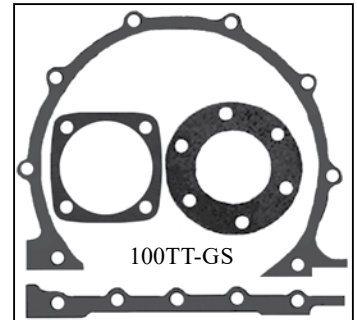
TT1



FTB

## TON TRUCK REAR AXLE

100TT-GS	TT Rear axle gasket set	1918-27	15.95	FSLTT set
1003-N	TT Axle housing bolt, 13 per truck, drilled shank	1918-27	5.95	each
1003B	TT Axle housing bolt castle nut, 13 per truck	1918-27	.70	each
1006	TT Rear axle housing cap bolt (Rear of worm housing) Drilled head bolt. Bolt fastens rear of worm housing to axle housings (also called pinion cover or torque tube bolt). Held in place with with safety wire, part# 1007	1918-27	6.50	each
1007	Safety wire for installing Part#1006, Axle rear housing cap bolts, stainless steel. Ford used this wire to prevent the bolts from loosening.	1918-27	.50	each
1012	NOS TT Axle housing drain plug, Limited supply. Square headed plug	1918-27	5.00	each
1012-N	TT Axle housing drain plug, Square headed plug	1918-27	1.20	each
1015	TT axle shaft nut, castellated, use with cotter pin	1918-27	3.15	each
1014	Cotter pins for rear axle nut, set of 2 large cotter pins	1918-27	.50	pair



## TT REAR AXLE BEARINGS and SLEEVE

1019	Axle shaft outer roller bearing, 2 per truck. NOTE: These are the only axle bearing that are available at this time. Unfortunately they are not as good as the original grooved Haytt bearings. They are less forgiving for misalignment, and with out the grooves they do not circulate the grease as well.	1918-27	58.95	each
1020	Axle shaft outer roller bearing sleeve, right or left. This has no dimple and needs to be drilled for grease cup,	1918-27	26.95	each



## TT SLEEVE PULLER

2509SPTT	Sleeve puller for TT, installs and removes sleeves	1918-27	23.50	each
----------	--	---------	-------	------



1021-2-3



1021-39



1023



1026N

## TT AXLE HOUSING CAP SET and SEALS

1021-2-3	TT axle housing cap set, 2 caps, felts and washers.	1918-27	35.50	set
1021-39	Ton truck axle and drive shaft felt set, 3 pieces	1918-27	5.45	set
1023	TT housing cap retainer washer. Holds felt washer in place.	1918-27	7.95	each
1026N	Ton Truck rear axle inner oil seals. Steel cup and washer with modern style neoprene seal. Goes inside the outer bearing.	1918-27	37.95	set



1019

1020



2509SPTT



## TT DRIVE SHAFT PARTS

1029-N	TT differential gear case bolt, 8 per truck	1918-27	5.95 each
1030	TT differential gear case bolt nut, 8 per truck	1918-27	.70 each
1031	Ton Truck differential gear lock rings for axle shaft. These half circle lock rings hold the differential axle gear onto the axle shaft. 1 pair per axle, 2 pair per car.	1919-27	4.95 pair
1037	Ton truck drive shaft tube flange gasket	1918-27	5.95 each
1038	Ton Truck, Drive shaft flange screw. Drilled head screw. Holds the torque tube to the rear end housing.		6.50 each
1046	TT differential worm bearing	1918-27	62.50 each
1047	TT Worm roller bearing retainer	1918-27	8.95 each
1049-N	TT Worm roller bearing housing set screw. This set screw holds the sleeves on the outside of the roller bearing and keep them from spinning. Two per truck.	1918-27	7.50 each
1053	TT Worm thrust bearing retainer. NOS, Limited supply	1918-27	5.00 each
1054	TT Worm thrust bearing retainer nut	1918-27	3.15 each
1055	NOS TT Worm thrust bearing pin, Limited supply	1918-27	1.50 each



## TT REAR RADIUS ROD BOLTS

1074	TT Rear radius rod bolt, front, one per truck. NOS, Limited supply	1918-27	6.00 each
1075	TT Rear radius rod bolt, rear. 4 per truck, drilled shank	1918-27	8.75 each
1075B	TT Rear radius rod bolt castle nut	1918-27	1.75 each

## TT U-JOINT BUSHING

1076	TT Drive shaft housing front bushing, (U-Joint bushing), Brass	1918-27	83.95 each
------	--	---------	------------



## TT EMERGENCY BRAKE

1057-8	Ton truck emergency brake lining set, with rivets	1918-27	65.95 set
2566RST	Rivet setting tool for Ton Truck brake band rivets. This plier-like tool holds the rivet while you apply pressure to set the rivet into the lining and band. For added leverage it allows you to hit the back side of the pliers with a hammer. (Also for 26-27 cars brake bands and other tubular rivets.)	1918-27	27.95 each
2566RVTL	Riveting tool for brake linings with tubular rivets, removes old rivets, drills and countersinks lining and swedges new tubular style rivets. 1926-27 and TT truck. Instructions included. Includes anvil to hold lining and rivets in place	1926-27	19.95 each
1058	TT brake lining tubular rivet (40 per truck)	1918-27	.30 each
1058S	TT brake lining tubular rivet set (40 per truck), Set of 40	1918-27	11.95 set
1059	Ton Truck emergency brake shoe return spring, 2 per truck, Sold each. (NOTE: This is the spring only, the shoe is not being reproduced), 2 per truck	1918-27	3.75 each
1060	Brake shoe bolt, Bolts stationary end of brake shoe. to the backing plate. Large bolt with drilled shank	1918-27	13.95 each
1060B	Ton Truck Brake shoe bolt castle nut	1918-27	1.75 each
1066	Ton Truck brake cam lever pin, set of 2. Must be shortened to fit	1918-27	1.20 set
1068	Ton Truck expander link Pins, Set of 8 for both rear wheels. Pins hold the brake expander cam to the expander link and the link to brake shoe.	1918-27	6.50 set



**Used and NOS Parts  
Call for Availability**

*Lang's*

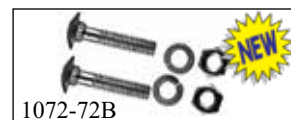
**Technical Support  
978-939-5500**

**243**



## TT EMERGENCY BRAKE RODS

1069	Ton truck emergency brake rod, exact reproduction, best quality, made in USA, stamped clevis end	1918-27	84.50	pair
1072-72B	Ton truck brake rod support bolt and nut set, set of 2 steel bolts, nuts lock washers	1918-27	.75	set



## TT THRUST WASHER

P1067	TT truck, Ruckstell thrust washer, fiber	1918-27	9.40	each
-------	--	---------	------	------



P1067

## TON TRUCK HUB WHEEL PULLER

2800WPTT	Ton Truck Rear wheel puller with center bolt. Reproduction of original Ford tool. Prevents damage to axle threads. Screws onto the hubcap threads, the center bolt then threads down against the axle shaft and keeps outward pressure on the hub while you turn the center bolt with a wrench.	1918-27	96.95	each
----------	---	---------	-------	------



2800WPTT



1107C

## TT TON TRUCK RIM CLAMP

1107C	TT Rim clamp, For use on the 20" rear wheels on Model TT ton trucks. This clamp holds the rim to the steel felloe of the wooden wheel. 6 per wheel. NOTE: Does not fit Kelsey wheels	1924-27	19.95	each
-------	---	---------	-------	------



1108B



1108D

## TT HUB CAP and RIM BOLTS

2819T	Ton truck rear hubcap, chrome plated. (Front hubcaps used on TT trucks are the same as the wood wheel caps used on cars)	1918-27	21.95	each
1108B	Rim bolt for Ton Truck rear 20" rims. Carriage style bolt. Coarse thread, grade 5 bolt. 4" long from under the head of the bolt. (For use with nut Part# 1108D nut) 6 per wheel.	1918-27	6.75	each
1108C	TT rear rim bolt, 7/16 x 20 fine thread, grade 5. 3-3/8" long. Will only work with original wheel clamp with built in rim nut which is not being reproduced yet. Use with rim bolt nut #2848	1918-27	5.95	each
1108D	TT Demountable rim nut, coarse thread, 23" rims. Use with bolt# 1108B.	1918-27	4.95	each
1114	Ton truck rear wheel hub bolt and nut, (6 per wheel).	1918-27	7.50	each
2848	Demountable rim bolt NUT, cadmium plated. 4 per wheel, 16 per car. These special nuts have tapered shoulder where they press against the rim lug.	1919-27	2.10	each



1108C



2848



2819T



1114

## TT FRAME CORNER BRACKETS

These Frame brackets mount to the front top corners in front of the cross member. They stiffen the connection from the frame side rail to the front cross member and form the cap on the end of the frame side rail.

1125B	TT, Ton Truck, Frame front corner bracket, passenger's (right) side	1918-27	34.95	each
1125C	TT Frame front corner bracket, driver's (left) side	1918-27	34.95	each



1125B



1125C

## TT REAR TIRES and TUBES

2340-24	Tire iron, 24" long, for changing clincher tires.	39.95	each
TIRE5B	23 X 5.00 (32 X 4-1/2) Lucas tire, black	1918-24	239.00 each
TIRE5BG	23 X 5.00 (33 X 5) BF Goodrich Cord blackwall tire	1918-24	318.00 each
TIRE5	20 X 6.00 Lucas tire, black	1924-27	159.00 each
MT7	20 X 6.00 tube, metal stem, for wood wheel.	52.95	each
MT8	23 X 5.00 tube, metal stem, for wood wheel.	52.95	each

**NOTE: "HARDWARE for METAL STEM TUBES" on page 48**

RF4	20" Rim flap for TT Ton Truck, 5" wide heavy rubber band greatly increases the life of the inner tube. (20" X 5" flap)	35.95	each
RF2	23 X 5.00 Rim flap (32 X 4-1/2) TT Ton Truck rim flap, 23" X 4 1/2" heavy rubber band greatly increases the life of the inner tube.	29.95	each
RSH4	20 X 6.00 tube, rubber stem, (30 X 5). For 20" split rim Ton Truck wooden wheels. Use with RF4 rim flap.	44.95	each
RSH5	23 X 5.00 (32 X 4-1/2) rubber stem tube, Use with RF2 rim flap.	36.95	each

## TT DOOR

7023TT	Door handle, outside, TT closed cab, cast aluminum, not polished (Ford part #TT12628X)	1925-27	18.95 each
7023TT1	Door handle, inside, closed cab, cast iron, not polished	1925-27	18.95 each
TT12583	TT closed cab door bumper set	1925-27	23.50 set
5679-80RK	Door latch repair kit, coupe, tudor, TT closed cab. Includes all the springs and rivets needed to repair both the drivers and passengers side door latches	1926-27	21.95 each
9462X	Lower window stop bumper, this is the rubber bumper that the glass rests upon when lowered, mounts on ledge at bottom of door, Ton Truck uses 2 per window.	1915-27	.95 each
8399DCH	Door Window channel kit, includes; felt channel, clips, top window rubber, glue, and screws, for doors only. Fits closed cab Ton Truck doors	1926-27	91.95 set
8399CH	Glass channel strip, felt lined, for closed cars, 48 inches long.	1917-25	18.75 each
8399CL	Clip for door glass channel. Clip for bottom and top of each glass felt lined channel strip. (Part# 8399CH)	1917-25	.70 each
8399T	Top window rubber, closed car.	1919-25	2.50 each
8399A	Window rubber and glass channel adhesive, black, 5 oz. tube.	1909-27	8.95 each

## TT CLOSED CAB WINDOW LIFT STRAPS

10423-TT	Window lift strap, black leather straps with nickel eyelets. Use lift and lower the glass in TT Closed Cab steel door windows.	1924-27	42.95 pair
----------	--	---------	------------

## TT WOOD BLOCKS

1106WB	TT Steering bracket wood block. Mounts between frame and steering bracket.	1918-27	3.95 each
1127	TT Engine pan arm wood block, (crank case arm). Fits in car frame to support the rear engine pan brackets. (2 required per car. Sold each.)	1918-22	3.95 each

**NOTE: 1923-1927 Ton Trucks did not use any engine pan arm wood block**

## TT HOOD SHELF AND BOLT SET

1128	Bolt set for hood shelves and engine splash pans	1918-27	2.75 set
------	--	---------	----------

**NOTE: Use the same hood shelves as cars, see "HOOD SHELVES" on page 228**

## TT TAILLIGHT LENS

6484DXR	TT red taillight lens, for model "O" oil taillight, 2-1/8" diameter	1924-7	7.95 each
---------	---	--------	-----------





## TT FRONT SPRING, 1926-27

3800CL7	Front spring, seven leaf, high arch, "clip end" spring.	1918-25	209.95	each
3800CL9	Front spring, nine leaf, high arch, "clip end" spring, Ton truck only.	1925-27	209.95	each
1162	Front spring tie bolt nut, for on 9 leaf TT front spring	1926-27	.20	each
1166	Crankcase Front bearing and spring clip nut, for use with 9 leaf front TT spring. 2 per car	1926-27	1.75	each



## TT REAR AXLE SPRING

3824TT	Rear clip nine leaf springs, clip end for Ton Truck.	1918-27	585.00	pair
3847BTT	TT front spring clamps, set of 2. Heavy duty.	1918-27	29.95	pair

## TT PERCH NUT

1098	TT Spring perch castle nut	1918-27	3.15	each
------	----------------------------	---------	------	------

## FLOORBOARDS, Ton Truck


Hardwood floorboards are exact copies of a set of originals. These boards use three metal brackets to fasten them together, part#3626BR.

### Ton Truck Closed Cab Floorboards

3626CCA	Floor board set, plywood	1924-25	134.75
3626CAH	Floorboard set, hardwood	1924-25	149.95
3626CCB	Floor board set, plywood	1926-27	114.95
3626CCBH	Floorboard set, hardwood	1926-27	149.95

### Ton Truck Open C-Cab Floorboards

3626COA	Floor board set, plywood	1924-25	114.95
3626COAH	Floorboard set, hardwood	1924-25	149.95
3626COB	Floor board set, plywood	1926-27	114.95
3626COBH	Floorboard set, hardwood	1926-27	149.95



## FLOORBOARD JOINING PLATE

3626BR	Floorboard joining bracket. This steel bracket is used to hold together the two floorboard pieces that form the angle by the bottom of the pedals. Used on closed cars and trucks. Steel. Three per car.	1909-27	3.50	each
--------	--	---------	------	------

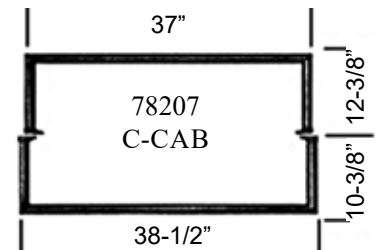
## TT BATTERY CARRIER

5047B-TT	TT battery to switch cable support with grommet	1918-27	10.95	set
5150TT	Battery carrier TT Ton truck, Steel. Three piece battery carrier.	1918-27	45.95	set
5152TT	Battery hold down brackets. Excellent reproductions of original TT battery brackets. They mount on the running board brackets between the running board and the frame and hold the battery down in the battery carrier (Part# 5150TT). The battery hold down clamps (Part# 5152 or 5152B) then bolt onto these brackets.	1918-27	48.95	set
5152	Battery hold down clamps	1918-23	7.50	set
5152B	Battery hold down clamps	1923-27	7.50	set
BAT-MAT	The Battery Mat™ offers every vehicle around-the-clock protection from battery acid damage. Made of super absorbent polypropylene material, with one side heat treated to give it additional strength that Traps and Neutralizes Battery Acid and Vapors. It protects the battery holder, box and car while it helps protect your battery from harmful road vibration. Easy to Install Completely Safe to Handle Before and After use. Also ideal for placing under batteries in storage! Color: Black with no printing. Dimensions: 8 in. X 12". It can be trimmed to fit	1909-27	6.25	each
BAT-WASH	Battery terminal washers. Chemically treated to prevent corrosion and help improve battery efficiency	1918-27	2.55	pair



## TT WINDSHIELD

78207	Windshield frame, steel, TT Open C-Cab.	1924-27	319.95	set
7824TT	TT Closed Cab windshield frame screw and sleeve set. 4 used to hold the bottom of the lower frame to the cowl and 4 hold the upper frame glass clamps. 8 per truck	1924-27	1.85	each
78506	Windshield glass channel, brass, TT Open C-Cab.	1924-27	115.50	set
7803TT	TT Open C-cab windshield filler blocks, aluminum, not drilled.	1924-27	21.75	set



## TT TOP COVERING KIT and TOP WOOD

RCK1TT27	TT top covering kit, includes original style material, padding, all trim and fasteners needed for installation and instructions. USA top quality.	1918-27	104.95	kit
TWKTT	TT Open C-Cab top wood kit. Includes all the wood above the door openings. Hardwood. No hardware or instructions included.	1924-26	358.00	kit
CBR-TTF	Front corner brackets. Used to bolt together the front corners of the wooden roof.	1924-27	68.95	pair
CBR-TTR	Rear corner brackets, as above.	1924-27	49.95	pair



## TT SIDE CURTAINS

TTSCROD	C-Cab curtain support irons, These rods slide into the holes on the top edge of the front doors and form a frame for the side curtains. (This does not include curtains)	1924-27	275.95	set
TTSCSC	C-Cab Stowage Clip set. These are the clips that attach to the inside of the roof and hold the side curtain and rod assemblies when they are not being used.		93.95	each



## TT OPEN C-CAB TRUCK UPHOLSTERY

UCC725	TT Open C-Cab, seat upholstery kit, Black vinyl	1924-25	299.95	kit
TS7062	TT Open C-Cab Front cushion seat spring, drivers	1924-27	65.25	each
TS7063	TT Open C-Cab Front cushion seat spring, passengers	1924-27	65.25	each
TS7064	TT Open C-Cab Front backrest seat spring	1924-27	139.00	each

## TT CLOSED CAB UPHOLSTERY

UCC627	TT Truck, Closed cab, seat upholstery kit, black vinyl	1925-27	259.95	kit
TS7020	Closed Cab Ton Truck Front cushion spring, drivers side.	1925-27	118.00	each
TS7021	Closed Cab Ton Truck Front cushion spring, passenger's side.	1925-27	118.00	each
TS7022	Closed Cab Ton Truck Front backrest seat spring.	1925-27	102.00	each



## TT SEAT BACK RETAINER

TT844	TT Open C-Cab Seat back retainer for metal back. This metal strip keeps the backrest attached to the back panel.	1924-26	54.95	each
TT845	TT Open C-Cab Seat back retainer for wood back. This metal strip keeps the backrest attached to the back panel.	1924-26	64.95	each



## TT TOP TRIM STRIPS


TT847	TT Open C-Cab top trim metal strips. 4 piece set. These strips trim the edges around the outside top cover material.	1924-26	79.95	set
-------	--	---------	-------	-----



## TT C-CAB SEAT FRAME and TOOL TRAY

Note: Delivery time for these sheet metal parts vary. Please call customer service for more information.

STT200	TT Open C-Cab Seat riser frame, complete	1924-26	420.95	each
S200T	TT Open C-Cab Tool Tray for under the seat	1924-26	54.95	each



## TT FENDERS, See "FENDERS" on page 222


1918-25	Rear Ton Truck Fender	
NO258	Right	385.00
NO259	Left	385.00

Used and NOS Parts  
Call for Availability

*Lang's*

Technical Support  
978-939-5500

247



## TT OPEN C-CAB SHEET METAL PARTS, Cont.

TT200	TT, Ton Truck, Open C-Cab Seat riser frame (tool tray) 1924-27	420.95	each
STT201	TT Open C-Cab Window panel, center rear panel with oval window	194.95	eachS
STT202	TT Open C-Cab Lower center rear panel, below window panel (Additional \$50 shipping surcharge)	1924-26	194.95 each
STT203	TT Open C-Cab quarter side panel, Upper C shaped panel, driver's side	237.95	each
STT204	TT Open C-Cab quarter side panel, Upper C shaped panel, passenger's side	1924-26	237.95 each
STT205	TT Open C-Cab Lower rear quarter panel, from door back, below c-cab side panel driver's side	1924-26	56.95 each
STT206	TT Open C-Cab Lower rear quarter panel, from door back, below c-cab side panel passenger's side	1924-26	56.95 each
STT207	TT Open C-Cab Cowl quarter panel, from door forward to firewall, driver's side	1924-26	56.95 each
STT208	TT Open C-Cab Cowl quarter panel, from door forward to firewall, passenger's side	1924-26	56.95 each
STT209	TT Open C-Cab Floorboard supports, pair	1924-26	54.95 pair
STT210	TT Open C-Cab Armrest sheet metal	1924-26	109.95 pair
STT211	TT Open C-cab door outer skin patch, lower 6", pair	1924-26	54.95 pair
STT211L	TT Open C-Cab Door Skin, Drivers Side. This is the full skin panel for the outside of the door.	1924-26	139.95 each
STT211R	TT Open C-Cab Door Skin, Passenger's Side. This is the full skin panel for the outside of the door.	1924-26	139.95 each

## TON TRUCK PICKUP BED PARTS


STT12056X	Express Pickup Bed Front Panel, this panel is used on both ton truck open cab and closed cab bodies.	1924-27	259.95 each
PBED5TT	Ton Truck pickup bed strips, steel, complete set of 5, Not drilled for bolts, 7'3" long.. For steel pickup bed with wooden floor.	1924-27	168.00 set

## TT CLOSED CAB SHEET METAL PARTS 1924-27

S307T-DR	Door patch panel, driver's side, lower 6 inches, outer skin	42.95	each
S307T-P	Door patch panel, passengers side, lower 6 inches, outer skin	42.95	each
S307TA	Access panel for door, covers window regulator, TT, 1 per door	29.95	each
S307TS	TT Closed Cab door skin, from bottom of door belt line molding.	97.95	each
STT220	TT Closed Cab Rear lower cab panel	54.95	each
STT225	TT Closed Cab Truck rear lower corner patch panels, 5"	54.95	pair
STT230	TT Closed Cab center rear panel (below window).	169.95	each
STT330F	TT Closed Cab Rear Window Frame only	43.75	each
STT240	Tool Tray Under Seat, Closed Cap Truck.	67.95	each
STT250	TT Closed Cab cowl patch panels, part between door and hood.	39.95	pair
STT260	TT Closed Cab Seat frame sides	114.95	pair
STT270	TT Closed Cab, Complete seat frame	365.95	each







## LED PICKUP BED LIGHTS

PBED-LED Tail lights for pickup bed, Bright LED light set. Can be used as either running lights, stop lights or directionals, but not for combined uses. Slide these lights into the square portion of the top outer edge on the side of you pickup bed and seal in place with gasket sealer any silicone sealer. The wires fish through the front square opening of the bed side. They can be used with either 6 or 12 volts systems. 1925-27 114.95 set

## ROADSTER PICKUP BED PARTS

S162	Pickup box front panel. Original style with battery cut-out, die-stamped brackets, steel	1926-27	174.95	each
S180	Roadster pickup bed filler, part that goes between the pickup bed and back of roadster body to fill in the space left when you remove your turtle deck	1926-27	59.95	pair
PBEDR	Rear U-channel repair kit, includes only the center portion of the U-channel which can be welded in place, also includes the Z-pan. For steel pickup bed with wooden floor.	1925-27	63.95	kit
PBED1	Rear U-shaped channel support and stake pocket assembly This is the piece that commonly rusts out first on pickup beds because it collects dirt and water.	1925-27	249.95	each
PBED2	Cross support for rear floor board, Z-shaped pan. Supports floor between tail gate and wood.	1925-27	27.75	each
PBED4	Battery access door, (COVER PLATE) , covers the battery hole in floor of pickup bed.	1925-27	49.95	each
PBEDAD	Steel center bed plate. Mounts over the rear spring cross member to allow clearance.	1926-27	54.95	each
PBED5	Pickup bed strips, steel, complete set of 4, have correct square bolt holes, two long ones and two short strip, These steel strips are used to hold down the wooden boards in pickup bed. Two strips are 53" long and the other two are 44-1/8" long.	1926-27	74.95	set
PBED6	Bed floor and steel strip mounting bolt set	1925-27	13.95	each
PBED7	Rivet set, complete set to assemble pickup bed	1925-27	10.95	set
PBED8	Stake pockets for steel pickup bed, die formed steel	1925-27	109.95	pair
PBED9	Stake pocket cover for pickup beds, 4 per car	1925-27	7.75	each
PBED10	Subframe, for steel pickup bed steel. These are the three pieces on the bottom of the bed that bolt it to the roadster turtle deck base	1925	309.95	set
PBED11	Fender bracket reinforcing plates for 1925 Pickup bed rear fender bracket. These are the plates that mount inside the bed.	1925	53.95	pair



## FENDER BRACKETS FOR STEEL PICKUP BED

- PBEDFB Pick-Up bed rear fender brackets. These brackets are for the original Model T steel pick-up beds. They screw into the castings that are riveted to the sides of the bed. 1925 96.50 pair
- PBEDFB1 Pick-Up bed rear fender bracket. This bracket is for the original Model T steel pick-up bed. It screws into the casting that is riveted to the side of the bed. 1925 48.95 each

## ROADSTER PICKUP BED FLOOR WOOD

- PBEDW Wood floor strips for pickup bed, oak. 5 piece set. For steel roadster pickup bed with wooden floor. Made of 3/4" Solid Red Oak. Not stained, painted or coated. Has the cut out for both the battery box cover and to cover that goes over the rear spring. Also has the grooves cut for the pickup bed strips, part PBED5. 1926-27 229.95 set

## PICKUP BED, WOODEN

- PU-BED Wooden pickup bed for Roadster, unfinished. Quality copy of original accessory bed that was used on roadsters. Just remove the turtle deck and bolt this in its place to make a sharp little truck. All mounting hardware and brackets are powder coated black and included in kit, complete instructions. Supplied in kit form for easy shipping. 1913-25 875.00 each
- PU-BED2627 Wooden pickup bed for Roadster, unfinished. Same as above except fits only 1926-27 1926-27 925.00 each

## TAILGATE and PARTS, Roadster Pickup



PTG1



- PTG1 Tail gate, with hinge bracket, Ford script, steel 1925-27 299.95 each
- PTG1NS Tail gate, with hinge bracket, No Ford script, steel. This is correct for an early 1925 roadster pickup bed. 1925 299.95 each
- PTG2 Tail gate hinge brackets, mount to bed, 4 piece set 1925-27 19.95 set
- PTG3 Tail gate hinge bolt and nut, special bolt used to mount the tail gate, (2 bolts per car.) 1925-27 5.50 each
- PTG4 Tail gate chain bracket, special bracket that attaches to bed, top link and tail gate hook attach to this bracket to hold tail gate shut, (2 per car.) 1925-27 8.95 each
- PTG5 Tail gate chain. (2 required per car.) 1925-27 3.95 each
- PTG6 Tail gate chain cover, black cobra grain material 1925-27 9.25 pair
- PTG7 Tail gate top lock link, used to attach chain to bracket and hold tail gate closed, the link should be welded closed after installation.. (2 required per car.) 1925-27 2.95 each
- PTG8 Tail gate chain hook. (2 required per car.) 1925-27 5.50 each
- 3660DP Pickup drop tail lamp bracket 1925-27 74.95 each

## HARDWARE FOR WOODEN PICKUP BED

- WBED1 Tail gate fastener, iron, 4 pieces, for both sides of tail gate. 1909-27 19.95 set
- WBED3 Spring latches for tailgate, spring steel with malleable iron ends. Spring steel with a hook shaped malleable iron end. These spring latches bolt onto the top edges of the pick up bed side boards. The spring pressure holds the tailgate in place. 3/4" x 10-1/2" long. 1909-27 23.95 pair

## Hardware Forgings and Pickup Body Plans

- FB2 Roadster Pick-up Body Plans. Reprint of sales folder with plans to make a wooden pick-up bed for a Model T Roadster. 11"x17" double sided. 1913-25 10.50 each
- CLEVELAND-HW Cleveland Hardware Co. Truck Body Forgings Plans. This is a copy of the No. 15B Catalog of Truck Body Forgings. The neat part of this catalog is that it includes dimensional drawings of all the parts they sold for Model T wooden bodies for both car chassis and Ton Trucks. Fully illustrated. 78 pages. 9.95 each



PBEDFB



PBEDW



PTG3



PTG2



PTG4



PTG5



3660DP

PU-BED  
PU-BED2627



PTG6



PTG7



PTG8




WBED1



WBED3



FB2



CLEVELAND-HW

## FIREWALL FOR WOODEN BODIES

3634DH Firewall for Wooden Bodies. This wooden firewall is designed to bolt directly to the stock steel firewall that holds your hood. It allows you to mount a steel 1917-22 windshield (Part# 78204) to the firewall. Unfinished. For use with low firewall and low radiators.

1917-23 135.00 each

## WOODEN BODY REAR SPRING

3824CL10 Rear clip ten leaf springs, clip end for depot hack or heavy wooden body

1917-27 475.00 each

## WOODEN WINDSHIELD HINGE

7818-19W Windshield Hinges for Wooden Windshields. Used on depot hack and wooden truck bodies with wood framed windshield. Stamped steel, Powder Coated Black

1909-27 115.00 each

## WOODEN BODY IGNITION SWITCH PANEL

INST-PAN Instrument panel for depot hack, truck, and wood bodies. Mounts on the dash, and hold the ignition switch, part# 5012. Powder coated black.

1919-25 48.95 each

5012 Ignition switch assembly with 2 keys, black, (ammeter not included). Mounts on dash or in part# INST-PAN

1919-25 73.95 set

5012MB Mounting bolts set, Mounts 5012 switch to INST-PAN.

1919-25 1.85 set

## WOODEN BODY SIDE LIGHT BRACKETS

3655DE Side lamp brackets, wooden truck or depot hack, pair.

1915-27 53.95 pair

3655DEBR Side lamp brackets, truck or depot hack, Polished brass. For use on wooden bodies and Ton Trucks with wooden post on sides of windshield. The 1915 and later oil lamps mount onto these.

1915-27 79.95 pair

## BRASS TRIM for WOODEN BODIES and SPEEDSTERS

These solid brass trim pieces can be used to dress up your speedster, depot hack, wooden pickup or other wooden body. They can be left as is, painted or because they are solid brass they can be plated with chrome, zinc, cadmium or nickel.

The following solid brass trim is bent lengthwise to a 90 degree angle. (This brass trims 3634AA and 3634BB are also used for Model A running boards)

3634AA Solid brass trim Sides measure 3/4" and 15/16". Sold in 80" lengths.

52.50 each

3634BB Brass trim, Sides measure 3/8" and 15/16". Sold in 80" lengths.

52.50 each

3634CC Brass trim, Sides measure 3/4" and 1/4" lip. Plain flat surface. Sold in 80" lengths.

39.95 each

The following solid brass trim is for covering the end of 3/4" wood. (It is most commonly used as firewall molding)

3634EBRM Brass firewall molding, 3/4" half oval surface, no lips. Sold in 6 foot lengths.

146.95 each

3634ABRM Brass firewall molding, 3/4" half oval surface, with 1/8" lips. Sold in 80" lengths

68.95 each

BWS-S1 Brass oval head wood screw, #5 x 3/4". 25 per package

2.40 pkg

BWS-S2 Brass oval head wood screw, #7 x 3/4". 25 per package

3.50 pkg

BWS-S3 Brass flat head wood screw, #5 x 5/8". 25 per package

1.75 pkg

## SNOWMOBILE PARTS

SM-ST Snowmobile step, ductile iron, block letters on top spell "SNOWMOBILE", Mounts to the side of the frame. Two steps per car

375.00 each

SM-BB Snowmobile battery holder bracket, ductile iron, mounts to the side of the frame, set up to be used with battery box

175.00 each

DVD-SM The Incredible Model T Snowmobile Rediscovered. DVD. Snowy winters in the early 1910's made automobiles almost unusable. A Ford dealer in New Hampshire found a solution, snowmobile conversion kits. This DVD covers some of the conversions to snowmobiles for the winter, development, and usage 37 minutes

17.95 each



7818-19W



3655DE  
3655DEBR



3824CL10



INST-PAN



5012



5012MB



SM-ST



SM-BB



3634AA



3634BB




3634ABRM



3634CC



3634EBRM



DVD-SM





## FORDSON PARTS

F1884	Fordson air washer cap, also used on transmission oil filler and oil pan filler, 4 per tractor	1919-38	37.50	each
3250FS	Fordson magneto field coil, rebuilt, must have your coil first to rebuild		219.95	each
S664	Exhaust pipe flange clamp, Fordson	1917-38	25.75	each
S665	Exhaust pipe, Fordson, Model F	1917-38	70.00	each
S666	Tail pipe rear support bracket. Fordson	1917-38	26.95	each



## NRS HEX NUTS

B-NUT-478	Hex nut, special nut, 3/8" - 16 tpi - 5/16" thick - 19/32" across flats. This same nut is used in several places on NRS fords. 45 per car.	1906-08	2.60	each
-----------	--	---------	------	------



B-NUT-478

## NRS BODY PLATES

1865-3-5	Body plate for 1903-05 Fords. Brass plate, reads Ford Motor Company, Detroit.	1909-05	6.00	each
1865-6-8	Patent Plate early ford, Used on Models N R S and early 1909 Model T.	1906-09	14.95	each



1865-3-5



1865-6-8

## NRS BRAKES and WHEELS

2566AQ	Brake shoes set, cast iron shoes with heavy lining. NEW DESIGN. The heavy lining increases your braking power. This improved reproduction is excellent quality.	1906-25	80.95	set
2570B	Brake shoe spring, 4 per car	1906-08	.95	each
2819	Brass hubcap, block script FORD	1906-08	15.50	each
2819S	Brass hubcap, block script FORD, set of 4	1906-08	59.95	set
2825E	Hub bolt, front or rear, 5/16" shaft, round head, with no square under head.	1906-10	5.95	each
2825EN	Hub bolt nut, 5/16", 6 per wheel.	1906-10	2.85	each

NOTE: N, R and S Fords can use "TIMKEN ROLLER BEARINGS SETS" on page 41, use with the thinner spindle washer part# 2709E

2843-NRS	28 X 3 NON-DEMOUNTABLE clincher rim, Model N and R, for use with non-demountable wood felloe wheels, American made, Excellent Quality Reproduction - NO Sharp Edges to Cause Tire Bead Cut!!	1906-07	235.00	each
2844	Clincher Rim, 30X3 NON-DEMOUNTABLE, for use with non-demountable wood felloe wheels (also used on Model S and S-Roadster), American made., Excellent Quality Reproduction - NO Sharp Edges to Cause Tire Bead Cuts!!	1907-18	145.00	each



2825EN



2844



2819S

## NRS TIRES and TUBES

NOTE: Tires and tubes for Models N, R and S, see "TIRES & Lang's Tech Tip" on page 46

## NRS GAS TANK PARTS

2902NRS	Sediment bowl (bulb) for gas tank, brass	1906-08	66.95	each
2907	Stopcock, fuel line shut off, brass, excellent quality	1906-08	58.95	each
2910	Gas feed pipe pack nut, brass, used with felt packing, part# 2913 for seal, 2 per car.	1906-08	1.75	each
2913	Gas feed pipe felt, used as packing to prevent leaks with part# 2910 pack nut. 2 per car	1906-08	.75	each



TIRES and TUBES

## NRS STEERING

3511B	Steering wheel nut, brass, high crown	1906-08	8.50	each
3513MB	Bolt set for mounting steering column to firewall. Brass oval head screws, washers and nuts. 12 piece set.	1906-08	17.95	set
3517-19	Steering gear drive pinion and 3 pinion gears, 4 piece	1906-08	56.95	set
3544	Steering bracket felt washer	1906-08	.50	each



3544



## NRS SIDELIGHT BRACKETS

N1045	NRS Sidelight Brackets, Rough Brass Casting. These need to be machined and polished	1906-08	159.95	pair
-------	---	---------	--------	------

## NRS SPRING and CRANK

3800	Front spring, tapered leaf, with bushings and spring clamps, excellent reproduction of original spring	1906-08	225.00	each
3817	Brass shackle oiler, for early cars, 1/8" pipe thread	1906-08	11.95	each
N486	Starting crank ratchet.	1906-08	125.00	each

## NRS 1906-09 BRASS RADIATORS



The Model N was introduced in 1906. Built to compete directly against the curved dash Oldsmobile, Ford produced some 7,000 in 1906 and ended the year as the nation's leading auto producer. As the Model N evolved into the Model R and Model S, the radiator evolved as well. Some Model N, R and S radiators used cores constructed of spiral fins on copper tubes, part# 3926NRS-SF, and some used the more conventional brass seamed tubes on 1" centers, part# 3926NRS. These radiators have the earlier Ford "winged" script on top tank, a three part brass top tank and have the water pump in the core. Includes 10% Ford licensing fee. Handcrafted in the USA.

3923NRS	Brass round tube radiator, 4 row, 1/4" round copper tubes	1906-08	call on price	
3923NRS-SF	Model R, and Model S brass radiator with core constructed of 3/8" Round copper tubes with spiral fins	1906-08	call on price	

## RADIATOR CAP AND NECK

3926NRS-CN	Radiator cap and neck set for model N, R and S. Nice quality solid brass cap. 1.75" neck with 16 tpi threads.	1906-08	150.00	set
3926FN-NRS	Model N, R, and S radiator brass filler neck, ready to solder onto your original radiator. Requires some polishing for show. NOTE: Not all original caps fit this neck (as a result of wear).	1906-08	49.95	each

## NRS MOTOR PARTS

3023NRS	Piston ring set, for N, R, and S aluminum pistons	1906-08	84.95	set
3066B-NRS	Manifold stud nut	1906-08	4.50	each
3980	Steel plug, 2 used on transmission, 2 on front spring shackles and 2 on rear spring shackles.	1906-08	.50	each

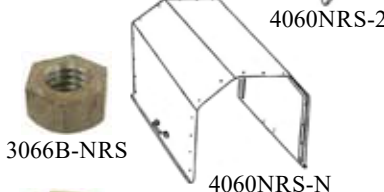
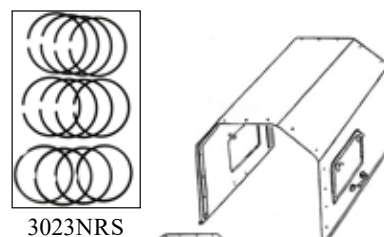
## NRS HOOD and FENDERS

Hood for N, R, and S - Special order only, there were originally several different lengths of these hoods depending on body style. Also the door location varies according to exact placement of carburetor and oiler. State year and style and indicate placement of doors and overall length of hood when ordering.

4060NRS-N	Hood with No doors, uses your original doors.	1906-08	Call on price	
4060NRS-2	Hood with two doors	1906-08	Call on price	
4053	Hood clip spring only.	1906-08	.70	each
NRS-FEND	Fenders, special order only, 1906-08	Call on price and availability.		

## NRS TRANSMISSION

3416NRS	Kevlar band lining set, with rivets	1906-08	99.95	set
N601	Transmission frame (356 T6 aluminum). Fully machined, ready to install.	1906-08	3250.00	each



## MODEL K, 6 CYLINDER COIL POINTS

1523	Heinze coil point set for Model K 6 cylinder Show Quality, exact duplicate of original with exception of the tungsten points. These points are for coils with rubber sleeves and a dogleg bronze upper bridge. NOTE: This is one point set for one coil.	1906-08	60.80 each
------	--	---------	------------

## 2-CYLINDER COIL BOX and COIL

1506C	2-Cylinder Splitdorf Coil Box, for Model F Fords and other 2-cycle automobiles. Complete-less switch and coils. Completely assembled and wired. Finish with hardware, porcelains and sleeves. Allow 1-2 months for delivery	1900-10	1175.00 each
1506-2C	2-Cylinder Splitdorf Coil Box, Box only, unfinished.	1900-06	487.50 each
5007SPL	Splitdorf Coil Unit, for 2-cylinder boxes only. "large size". Show quality, complete, pre-tested 3-1/16"x2"x5-3/8". Binding post locations varied and must be specified by buyer. Special Order only, 1-2 months for delivery.	1905-10	459.95 each

## NRS HEINZE COIL UNIT

N976	Heinze coil unit, complete. All new construction. Exact reproduction. For original style wood coil box only. Show quality. Tested, calibrated and ready to install. Later Model N and Model R	1907	425.00 each
1541	Heinze coil unit, complete. All new construction. Exact reproduction. For original style wood coil box only. Show quality. Tested, calibrated and ready to install.	1908	277.50 each
N972	Coil points, for Model N Fords. Used on Model N Heinze coils. Duplicate of original except tungsten contacts.	1907	53.50 each
N972R	Rebuilt Model N coil points. If you supply the original top knob, We can install a new contact and include new vibrator for your coil. NOTE: WE MUST HAVE YOUR KNOB FIRST TO REBUILD, Please allow approx. 4 weeks for rebuilding.	1907	46.95 each
1523	Heinze point set for Late R and Model S, duplicate of original, For coils with rubber sleeves and dogleg bronze upper plate. Tungsten contacts.	1908	60.80 each
4608	Heinze point set for Model S, duplicate of original, For coils with porcelain sleeves and flat brass upper bridge. Show quality, Uses tungsten contacts.	1908	60.80 each
4606	Heinze coil point mounting kit for one coil, includes oval spacer, nuts, washers, and screws. Spacer sized for reproduction points, if originals are used, spacers must be filed shorter to fit. Used during 1908 and 1910-12.	1908	6.95 each
4608E	Heinze bridge nut. Exact duplicate of the original domed nut. Correct for all Heinze coils, 1906 through the brass T era.	1906-07	3.50 each

## NRS HEINZE COIL BOX

Please Note: These early coil boxes are built to order only, please allow 6-8 weeks for delivery.

N977	Heinze Coil box with lid, for use with original style, Authentic finished. WITH SWITCH, hardware and wiring. Built to order. Please allow an additional 6-8 weeks for delivery. For late Model N and Model R	1906-07	1695.00 each
N977U	Heinze coil box, with lid. Wood box only, no hardware, unfinished.	1906-07	599.95 each
1542CS	Heinze coil box WITH SWITCH Authentic stain and finish, complete, wired, ready to install. All the hardware and porcelains are included.	1908	1575.00 each
1542	Heinze coil box, with lid. Wood box only, no hardware, unfinished.	1908	649.95 each
1544	Heinze coil box lid only. Model S Ford. Unfinished.	1908	165.00 each
4600H	Heinze switch, diamond shaped key. Switch face reads Bat1-Off-Bat2. Has 4 exposed mounting screws. Fits N, R, and S Fords and other early cars with battery ignitions. USA made.	1906-08	209.95 each
N1549/50	Porcelain insulator for Heinze coil box. Show Quality. White glazed porcelain and brass threaded fitting. This is the high tension terminal that mounts to the outside bottom of a N,R or S coil box. The spark plug wires attach to this. Can be used on any make of early coil box with bottom mounted porcelain insulators. Four per car.	1908	39.95 each

NRS  
COIL UNIT



1523



N972  
N972R



4608




4606



4608E



4600H



NRS HEINZE PARTS



N1549/50



N979	Coil box "Hard Rubber" sleeve and fitting. Covers end of spark plug wire at the coil box. Complete with threaded fitting. The size and shape are duplicates of the original. Cast black plastic very closely resembles original black hard rubber.	1906-08	37.50	each
1542B	Heinze coil box mounting brackets for Model S Fords, Brass. Complete with screws and nuts	1907-08	144.95	set
5000LS	Heinze and Jacobson-Brandow coil box latch set, duplicate of original cam style latch. Brass hooks, complete set for one coil box.	1906-13	72.95	set
4602SC	Heinze Coil box lid latch screws only. These are the screws that the cam style latch hooks onto. Slotted brass screws with the high round head as original, #10-3/8".	1907-13	12.50	pair
N980	Heinze box thumb screw, for battery binding posts on bottom of box	1906-08	17.50	each
N980A	Heinze coil box thumb screw, for commutator binding posts	1906-08	15.50	each
NRS-INS	NRS insulator for bottom of coil box, black, includes one insulator and one top, NO MARKINGS.		40.40	each



NRS-INS-SP  
NRS-INS



NRS-INS



N-SPNP



N-SDSW

## SPLITDORF NAME TAG

N-SDNP	Splitdorf name plate, diamond shaped. For coil box.	1903-06	41.95	each
--------	---	---------	-------	------


## SPLITDORF COIL BOX

**PLEASE NOTE:** These early coil boxes are built to order only, please allow 5 weeks for delivery. (These boxes are NOT for use with the 1913-27 later style Ford or KW coils)

1506CS	Splitdorf coil box with lid, Complete with parts except the switch and the coil units. Smaller size coil box for use with "Small Size" Splitdorf coils, part# 5007SPLS. Completely assembled and fully wired. Authentic stain and finish. Includes the all the correct hardware, porcelainins and sleeves.	1906	1175.00	each
1506US	Splitdorf coil box with lid, only. For use with "Small Size" coils, part# 5007SPLS. Unfinished wood. No hardware or switch	1906	619.95	each
1507SM	Splitdorf coil box lid only. Used with "Small Size" box. 10" x 4-1/8" x 1-15/16" high. Unfinished wood.	1906	139.95	each
1506CL	Splitdorf coil box with lid, Complete with parts except the switch and the coil units. for use with "Large Size" Splitdorf coils, part# 5007SPL4. Wooden box is completely assembled and fully wired. Authentic stain and finish. Includes the all the correct hardware, porcelainins and sleeves.	1905-10	1175.00	each
1506UL	Splitdorf coil box with lid. For use with "Large Size" Splitdorf coils, part# 5007SPL. Unfinished wood. No hardware or switch	1905-10	619.95	each
1507	Splitdorf coil box lid only. "Large lid" used with "Large Size" 11-5/8" x 4-1/4" x 1-5/16" high. Unfinished wood.	1905-10	154.95	each
NRS-INS-SP	NRS insulator for bottom of coil box, black, MARKED SPLITDORF, includes one insulator and one top.	1906-08	40.40	each

## SPLITDORF COILS and SWITCHES

N-SDSW	Splitdorf round switch fits 03-06 Fords and other cars	1903-06	329.95	each
5007SPLS	Splitdorf Coil Unit, Authentic Model N "Small Size". Show quality, complete and pre-tested, ready to install. 3-1/16"x2"x5-3/8". Binding post locations on large size coils varied. Locations must be specified by buyer. Contact us for information, Special Order only, please allow 1-2 months for delivery.	1906	459.95	each
5007SPL4	Splitdorf Coil Unit, for 4-cylinder boxes only. "large size". Show quality, complete, pre-tested 3-1/8" x 2-5/8" x 5-5/8". Binding post locations varied and must be specified by buyer. Special Order only, 1-2 months for delivery.	1905-10	529.95	each
1504/4	Splitdorf coil points. Includes new lower carrier and new adjusting knob with contact. Used on 5007SPL4 "Large size" coils.	1905-10	59.95	each
N971/3-AN	Splitdorf coil points. Includes new lower carrier and new adjusting knob with contact. Used on 5007SPLS Model N coils	1906	75.95	each



SPLITDORF PARTS

**Used and NOS Parts  
Call for Availability**

*Lang's*

**Technical Support  
978-939-5500**

**255**

# RIVET TOOLS

## BUCKING BAR

Bucking Bar. Hand tool used for holding the head of rivets. Sets solid rivets and gives them a rounded peen.

B-BAR-1	Bucking bar, used with hammer for forming the head of 3/16" diameter rivets. Model T's used this on the floor pan and front fender corner bracket	21.75 each
B-BAR-2	Bucking bar, for 1/4" diameter rivets. Model T's used this size for most of the rivets on the chassis	21.75 each
B-BAR-3	Bucking bar, for 5/16" diameter rivets. Only on the front cross member	21.75 each

## PNEUMATIC BUCKING BAR

Pneumatic bucking bar, for use with a standard air hammer, (air chisel). Used to set solid rivets giving them a correct rounded peen.

PN-BAR-1	Pneumatic bucking bar. For 3/16" diameter rivets. Used primarily on the floor pan and front fender corner bracket	33.95 each
PN-BAR-2	Pneumatic bucking bar. For 1/4" diameter rivets. Most common size.	25.50 each
PN-BAR-3	Pneumatic bucking bar. For 5/16" diameter rivets on cross members.	33.95 each

## RIVET JACK

Rivet Jack. Use this tool to buck the head on rivets you can't access with a bucking bar. Adjustable to allow fitting in tight spots. Holds the head of the rivet tightly inside places like the frame so you can get a tight fit with the rivet.

RIV-J14	Rivet Jack for 1/4" round head rivets.	1909-27	11.75 each
RIV-J516	Rivet Jack for 5/16" round head rivets.	1909-27	11.75 each

## SPECIALTY MODEL T RIVET TOOLS

2566RST	Tubular rivet setting tool for brake bands. This tool can be used on tubular style rivet. It is most often used for 1926-27 brake band linings and linings on accessory brake bands, such as Rocky Mountain brakes. This plier-like tool holds the rivet while you apply pressure to set the rivet into the lining and band. For added leverage it allows you to hit the back side of the pliers with a hammer.	27.95 each
2566RVTL	Riveting tool for brake linings, removes old rivets, drills and countersinks lining and swedges new tubular style rivets. 1926-27 cars and all TT truck. Includes small anvil to hold lining and rivets in place. Instructions included.	1926-27 19.55 kit
2566T	Riveting tools, same as 2566RVTL but does not include the anvil that holds the lining and rivets in place.	1926-27 15.95 set
3422RST	Rivet Setting Pliers for installing transmission band split rivets. Splits the rivet end and bends it back over into the band material. This tool allows you to easily install the rivet tightly because it clamps onto both sides of the rivet at once. 8-1/2" long.	1909-27 27.95 each
3422RT	Transmission band/hood lacing rivet punch tool. Splits and curls rivets. You support the rivet head on a flat surface and use this punch with a hammer to split and curl the rivet.	1909-27 29.95 each
DR-RIV	Drill tool, 3/16", Drill tool, for removing old rivets from floor pans and bodies. Finds center of old rivet and guides drill. Includes special long drill for hard to get at places. NOT for frame rivets.	22.95 each
WAF-TL	Waffle tool, for setting body rivets. This tool will reproduce the distinctive pattern found on original Ford body rivets on late T's. To be used with a .401 diameter shank air tool. Air tools are available from large hardware stores, including Sears. NOT FOR FRAME RIVETS.	28.75 each
4060RST	Rivet setting pliers for installing the split rivets that hold the Hood Lacing onto the firewall. Splits the rivet end and bends it back over into the hood lacing material. 8-1/2" long. (NOTE: Does not work for 1926-1927 firewall lacing)	1917-25 27.95 each



# RIVET SETS

**NOTE: MANY MORE RIVET SETS ARE LISTED UNDER THE AREA IN WHICH THEY ARE USED.**

2500RIV	Rear axle housing rivet set	1913-14	9.95	set
2560RIV	Backing plate rivet set, holds backing plate to rear axle housing.	1926-27	.95	set
2566-RIV	Rivets for emergency brake band, sold each. 12 are used on each side.	1926-27	.20	each
2853RIVE	Front cross member rivet set, EARLY style, round head rivets	1909-27	8.25	set
2853RIVL	Front cross member rivet set, LATE style, with the flat head rivets		8.25	set
2854RIV	Rear cross member rivets, 22 piece set.	1909-27	8.25	set
2863RIV	Body bracket to frame rivets, 8 piece set	1909-27	3.00	set
3301RIV	Transmission reverse drum rivet, 8 per set	1909-27	.90	each
3311RIV	Transmission brake drum rivet, 8 per drum	1909-27	.70	each
3311RIVO	Transmission drum rivet. OVERSIZE. for drums and hubs with worn holes. This rivet is .262 Diameter x 7/8" long.	1909-27	2.50	each
3325RIV	Transmission driving plate rivet, 8 per car	1909-27	.70	each
3325RIVB	Transmission driving plate rivet, Oversize, 8 per car	1909-27	2.50	each
3422B	Band rivets, brass, package of 25, enough for all the bands	1909-27	1.50	set
3422OV	Band rivet, oversize, longer than standard rivet in band kits. Package of 25, enough for all the bands	1909-27	6.25	set
3448RIV	Brake quadrant rivets, mount brake quadrant to frame	1909-27	1.75	set
3507R	Steering gear case brass rivet, set of 6, case on top of column	1909-14	1.95	set
3509RBR	Steering Quadrant to column rivet, brass, .166 diameter X 2" long. Length can be cut to size required. Hold the steering quadrant to the steering column. (2 required per car, sold each)	1909-15	.85	each
3509RBO	Quadrant rivets, brass, oversize, .183 diameter X 1-1/2" long. Hold the steering quadrant to the steering column. (2 required per car, sold each)	1909-15	1.00	each
3509RST	Quadrant to column rivet, steel, .155 diameter X 1-3/8" long. Hold the steering quadrant to the steering column. (2 required per car, sold each)	1915-27	.30	each
3961B	Fan blade rivet set	1909-20	1.50	set
6200RIV	Carburetor data plate rivets, brass. Fits most but not all carburetors. These are 1/16" diameter X 3/16" long and have an oval head		.50	pair



2500RIV



2560RIV



2566-RIV



2854RIV



3422B



3448RIV



3507R



3509RBR  
3509RBO  
3509RST



3961B



4800RIV



4818RIV

## FENDER and RUNNING BOARD RIVETS

4800RIV	Fender bracket rivet set	1917-25	2.25	set
4818RIVE	Running board bracket rivets, for forged brackets	1909-20	4.25	set
4818RIV	Running board bracket rivets, for stamped brackets	1919-27	4.95	set

## FLOOR PAN and SILLS RIVETS

FP-RIV	Floor pan rivet, late T's, 3/16 X 1/4" long, brazier head		.15	each
FS-RIV1	Floor sills rivet, late T's, 3/16 X 3/8" long, brazier head		.15	each
FS-RIV2	Floor sills rivet, late T's, 3/16 X 1/2" long, brazier head		.15	each

## BRASS SCREWS

### OVAL HEAD BRASS WOOD SCREW

BWS-11	5 X 3/4	Trim and general	.10	each	BWS-4	8 X 3/4	General purpose	.25	each
BWS-1	6 X 5/8	General purpose	.15	each	BWS-5	8 X 1	General purpose	.15	each
BWS-2	6 X 3/4	Trim and general	.20	each	BWS-6	10 X 5/8	General purpose	.25	each
BWS-13	7-3/4"	Trim and general	.15	each	BWS-7	10 X 3/4	Footman loops	.25	each
BWS-3	8 X 5/8	General purpose	.15	each	BWS-8	10 X 1	General purpose	.30	each

### FLAT HEAD BRASS WOOD SCREW

BWS-9	8-3/4"	Flat head brass wood screw, for brass trim and general use	.15	each
BWS-12	5-5/8"	Flat head brass wood screw, for brass trim and general use	.10	each



FP-RIV



FS-RIV1



FS-RIV2



FLAT  
HEAD



OVAL  
HEAD





## CASTLE NUTS

CASTE	1/4-28	castle nut	.50 each
CASTA	5/16-24	castle nut	.60 each
CAST1	3/8-24	castle nut	.85 each
CAST2	7/16-20	castle nut	.70 each
CAST3	1/2-20	castle nut	1.20 each

CAST4	9/16-18	castle nut	1.85 each
CAST5	5/8-18	castle nut	1.75 each
CAST6	3/4-18	castle nut	1.35 each
CAST7	7/8-14	castle nut	3.15 each

CASTLE NUTS



## COTTER PIN SET

BS1	Cotter pin set, for engine and chassis, 150 piece	1909-27	4.95 set
-----	---	---------	----------

## MECHANICS SAFETY WIRE

WIRESS	Mechanics safety wire, stainless steel, .040 outside diameter (used on T's in areas such as flywheel bolts, rear axle ring gear bolts, front radiator rod mounting bolts and others) sold in 10 foot lengths	1909-27	1.50 each
--------	--	---------	-----------



WIRESS



BS1

## DRILL GUIDE

DR-TOOL	"HANDI-HOLER" multipurpose hardened drill guide, perfect for drilling holes in bolts and round stock for cotter pins.	1909-27	59.95 each
---------	---	---------	------------

## THICK HEAD BOLTS

BOLT1	3/8 X 24 X 3/4	.80 each
BOLT2	3/8 X 24 X 1	1.00 each
BOLT3	3/8 X 24 X 1-1/8	.95 each

BOLT4	3/8 X 24 X 1-1/4	.95 each
BOLT5	3/8 X 24 X 1-1/2	1.00 each

## THICK HEAD BOLTS WITH DRILLED SHANK

BOLT6	3/8 X 24 X 3/4	1.50 each
BOLT7	3/8 X 24 X 7/8	1.55 each
BOLT8	3/8 X 24 X 1	1.35 each
BOLT9	3/8 X 24 X 1-1/8	1.45 each

BOLT10	3/8 X 24 X 1-1/4	1.60 each
BOLT11	3/8 X 24 X 1-1/2	1.15 each
BOLT11	3/8 X 24 X 1-7/8	1.25 each
BOLT12	3/8 X 24 X 2-1/4	1.30 each

## THICK HEAD BOLTS WITH DRILLED HEAD

BOLT13	3/8 X 24 X 3/4	1.45 each
--------	----------------	-----------

BOLT14	3/8 X 24 X 7/8	1.45 each
--------	----------------	-----------

## STEP BOLTS

### STEP BOLT include SQUARE NUT and LOCK WASHER

BNW-1	1/4 X 1	.35 each
BNW-2	1/4 X 1-1/4	.50 each
BNW-3	1/4 X 1-1/2	.50 each
BNW-3B	1/4-18 X 1-3/4	.45 each
BNW-4	1/4 X 2	.55 each

BNW-4B	5/16-18 X 1	.60 each
BNW-4C	5/16 x 1-1/4	.65 each
BNW-5	5/16 X 1-1/2	.60 each
BNW-6	5/16 X 2	.60 each
BNW-7	5/16 X 2-1/2	.70 each

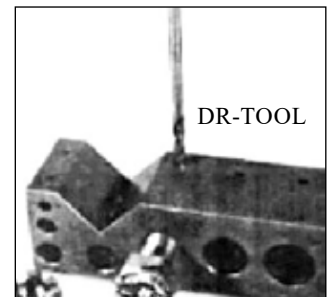
## SPECIAL NUTS FOR FORDS

These nuts were different from the ones that are being made today. Excellent reproduction of originals. Used on firewall, emergency brake rods, and many other places.

B-NUT-1309	Square carriage nuts, 1/4" X 20. Exact duplicate. Pkg/12	1909-27	15.50 pkg
B-NUT-2908	Hex nuts 1/4 X 20, .100" thick, steel. Exact duplicate. Pkg/12	1920-27	15.95 pkg
B-NUT-3657	Hex nuts 1/4 X 20, .250" thick, steel. Exact duplicate. Pkg/12	1909-20	15.95 pkg

## TACK NAILS

B-NAIL1	Spiral tack nails for body molding, rain gutters, etc. Pkg of 100	1909-27	3.25 pkg
U-NAIL1	Upholstery and body nail kit, 1/2" long, 1/4 lb. box.	1909-27	2.55 box
U-TACK	Upholstery large head trim tack, 7/16" black flat head.	1909-27	4.25 box



DR-TOOL



THICK HEAD BOLT



DRILLED SHANK BOLT



DRILLED HEAD BOLT



STEP BOLT



B-NUT-2908

B-NUT-3657



B-NUT-1309

## TOOL BAGS

These bags are original style made exactly the same as originals.

B1ROLLE	Tool roll, black canvas.	1909-12	29.95	each
B1ROLL	Tool roll, black leatherette, copy of original tool holder supplied by Ford with Model T's when new.	1913-22	29.95	each
B1BAG	Tool pouch (loads from end) black leatherette, copy of original tool.	1923-25	23.25	each
B2BAG	Tool pouch, loads from top (uses snap fasteners), copy of original tool holder supplied by Ford with Model T's.	1926-27	19.95	each



B1ROLLE

B1ROLL

## FENDER COVER, Protects fender during repairs

Fender GRIPPER protective cover. Black PVC material with a white Original Early Ford Motor Company Logo or Ford blue oval logo on a black background. 22" x 34"

These covers protect fenders from scratches, oil and other car fluids when car is being worked on. Will not slip off fender and provides a non-slip surface for tools. They are fully washable & impervious to motor oil, gasoline, carburetor cleaner & transmission, power steering & brake fluids.

FEND-COVFMC	Fender protective cover with a white Original Early Ford Motor Company Logo on a black background. 22" x 34".	28.50	each
FEND-COV	Fender protective cover with the Oval, blue and white, Ford Motor Company Logo on a black on a background. 22" x 34".	26.95	each



B1BAG



B2BAG

## ENGINE STAND

T-ESS-DLX Engine Storage stand, deluxe. Holds your Model T engine while it is out of your car. Has steel casters for maneuverability. Welded steel frame which can be folded for storage. Note: shipped assembled 1909-27 165.95 each

T-ESADPT Engine Adapter Plate. Allows you to mount your engine block to any modern engine work stand. The engine block can easily be rotated for ease of assembly or disassembly. Mounting hardware included 1909-27 56.95 each


6005-ADP Engine stand adapter. Specifically made to work with modern engine stands. This adapter will work on model T's as well as model A's. The unique design allows you access to the center main bolts when rebuilding the engine. It attaches to the water inlet bolt holes on the side of the block and the bottom attaches to two of the oil pan bolt holes in the block. Has a round shank that is 2-3/8" diameter, that fits into your standard engine stand. Powder coated black. USA 1909-31 130.00 each



FEND-COVFMC



FEND-COV



T-ESADPT



T-ESS-DLX

## ENGINE LIFT EYES

Threads into spark plug hole. Used to lift motor from car.

T-LFT-STD	Engine hoist ring, Standard spark plug hole.	1909-27	8.95	each
-----------	--	---------	------	------

## AUTO DOLLY "SKATE" SET

The Auto Dolly Set allows you to move your vehicle in any direction with ease, EVEN SIDEWAYS! The tires fit into a V shaped base to hold them securely and keep your vehicle low to the ground, eliminating the chance of tipping the vehicle while moving it directly sideways. For use with any year Model T.

- ▶ 6,000lbs. Rating when all 4 are in use
- ▶ 1500 lbs. Rating (each dolly)
- ▶ Dimensions are 8" x 16"
- ▶ Powder Coat Finish
- ▶ Low Profile Design
- ▶ 4 Heavy Duty Casters per Dolly
- ▶ 360° Movement of all 4 Casters
- ▶ 1/4" Steel Plate Design
- ▶ Packaged in set of 4



AUTODOLLY



6005-ADP




T-LFT-STD

AUTODOLLY	Auto Dolly "skate" Set, A must for restorers!	145.00	set
-----------	---	--------	-----

## WORK BENCH HOLDER for REAR END

2505BMT Rear Axle Holder. Bench Mount. This is a duplicate of the KRW rear axle tool that is bolted to your work bench. Designed to hold axles and center differential parts when working them. 1909-27 195.00 each



## REAR END TOOLS

2509SP Rear axle sleeve puller, removes and installs axle sleeves without damaging them. 1909-27 15.95 each

2531BT Thrust plate pin removal kit. If the 2531B pins have been sheared off in the rear axle housing, this is the tool you need to remove the old pins! Kit comes with drills, tap, screws and instructions. 1911-27 10.95 kit

2559DR Driver tool for hub brake cam bushing, use for installation and removal. For 1909-1925 bushing, will not work on larger 26-27 bushings. 1909-25 15.95 each

2566RST Tubular rivet setting tool for brake bands. This tool can be used on tubular style rivet. It is most often used for 1926-27 brake band linings and linings on accessory brake bands, such as Rocky Mountain brakes. This pliers-like tool holds the rivet while you apply pressure to set the rivet into the lining and band. For added leverage it allows you to hit the back side of the pliers with a hammer. 27.95 each

2566RVTL Riveting tool for brake linings with tubular rivets, removes old rivets, drills and countersinks lining and swedges new tubular style rivets. 1926-27 and TT truck. Instructions included. Includes anvil to hold lining and rivets in place 1926-27 19.95 each

2566T Riveting tools, same as 2566RVTL but does not include the anvil that holds the lining and rivets in place. 1926-27 15.95 set



2509SP

2559DR



2531BT



2566RVTL



2566RST



2581TR



2581DR



2581TPL



352-TOOL

## DRIVE SHAFT TOOLS

2581DR Drive Shaft Bushing Driver, used to assist in installing the bushing in the drive shaft torque tube. 1909-27 12.95 each

2581TPL Drive shaft front bushing puller, removes bushing #2581 from the drive shaft tube. 1909-27 26.25 each


2581TR Drive shaft front bushing facing reamer. 1909-27 77.95 each

2582T Drive shaft tube installation tool. A very handy tool! It stretches across the top of each side of the frame rail and has an adjustable "J" hook that holds the drive shaft in position as you install the engine. The "J" hook has a wing nut that allows easy adjustment to get the drive shaft at the right height for installation. 1909-27 25.50 each

352-TOOL Universal Joint installation tool. A neat copy of an original Frank Mossberg Co. tool that makes putting the U-joint (when installing the rear end) into the back of the motor a snap. An open end to allow it to be used from under or above the car. 1909-27 24.95 each

## FRONT AXLE STRAIGHTENING TOOL

2691AW Front axle caster adjusting wrench, 48" long. Copy of an original Ford tool used to bend (tilt) the axle to get the correct caster angle. Two of these tools can be used to repair a twisted axle. 1909-27 107.95 each



2691AW

## SPRING TOOLS

3818T Perch removal tool, knock tool that protects threads when pressing or hammering out front perch. 1909-27 3.50 each

3820-44R Reamer for Front and Rear spring shackle bushings. This hand reamer is for both the par# 3820 front spring bushings and #3844 rear spring bushings 1909-27 129.95 each

3820-44T Shackle and spindle arm bushing driver. 1909-27 13.95 each



3820-44T

3818T



3820-44R



## FRONT END AND SPINDLE TOOLS

- 2713RM Spindle bolt reamer, specially made reamer designed to ream both the top and bottom spindle bushings at the same time to insure proper alignment of the spindle bolt (part # 2713) 1909-27 99.75 each
- 2713RMT Spindle bolt reamer alignment tool. This tool is used to align the reamer (2713RM) in the spindle body while reaming the spindle bushing. 1909-27 13.50 each
- 2713BBT Spindle body bushing installation tool. Use to drive the bushings (part# 2713) into the spindle. 2 piece tool. One piece inserts into the bottom bushing and the other inserts into the upper bushing to align and protect both when installing. 1909-27 27.75 each
- 2713SPL Split end spindle bushing remover. Fast and easy way to remove bushing. Split end of driver is designed to squeeze the end together and slide it through the first bushing. It will then open up to push the other bushing out when hit with a hammer. It then easily removes the second bushing. 1909-27 22.75 each
- 2714DR Spindle arm bushing remover and installation tool. This tool prevents damage to the spindle arm when installing or removing the steel bushing (part# 2714) 1909-27 13.50 each



## COUNTERACT BALANCING BEADS

Counteract Balancing Intelligence™ beads are free floating inside the tube to provide continuous self-adjusting balance; they last the complete life of the tire and can even be reused in your next set of tires. Best of all, anyone can install them.

Counteract Balancing Beads:

- \* Increase tire life and improve fuel economy
- \* Reduce vibration
- \* Will not absorb moisture, which can cause the clumping found with other style beads
- \* Will not break down into a dust, causing mounting and demounting problems
- \* Will not damage inside liner of tire as this product is a non-abrasive micro-bead with no edges, Will not react to any metal, alloy, rubber or other materials
- \* Trouble free and guaranteed. Environmentally friendly. Contains no lead

- CA-4KIT Counteract Bead Wire Wheel Kit. 4 ounce bead bags wire wheels. Includes: four 4 ounce bags, injector bottle with hose, valves caps and cores 1909-31 30.75 set
- CA-4 Individual 4 ounce bag of beads. 1909-31 7.75 set
- CA-6KIT Counteract complete 6 ounce bead bag kit for wood wheels. Includes: four 6 ounce bags, injector bottle with hose, valves caps and cores set 1909-31 32.50 set
- CA-6 Individual 6 ounce bag of beads. 1909-31 11.45 set



## TIRE PUMP

- 2338PBL Tire pump with hardwood handle, painted with black enamel paint. It has the later 1920's style stamped steel base that had no Ford Script on them. The pump does not have a seamed cylinder like the originals did. Includes the original style hose, hose clamps and brass end. Like the originals, this pump does not have a check valve built into it making difficult to use. NOTE: The following tire check valve adapter, part# 2338CV will allow the air to only flow one direction making this pump functional. 54.95 each
- 2338CV Tire pump check valve. Both original and reproduction tire pumps do not have a check valve built into them, making them difficult to use. This adapter goes between the tire pump hose and your inner tube and allows the air to travel in only one direction, eliminating the back-pressure against the pump. It makes the pumps more functional. 1909-27 33.50 each
- 2338RK Tire pump rebuilding kit. 17 piece set. Exact reproduction of every part except the cylinder tube and base. For all T tire pumps with pressed steel or cast iron bases. Most parts will also fit earlier pumps. Includes hardwood handle rod leather plunger, washer spring hose air chuck threaded cap and nuts and washer. 1909-27 25.75 kit
- 2338H Tire pump hose only, black rubber 1909-27 7.20 each
- 2338CS Tire pump hose clamp and end set, includes 2 clamps for hose and end that attaches tube valve stem, non functioning. 1909-27 9.50 set



**Used and NOS Parts**  
**Call for Availability**

*Lang's*

**Technical Support**  
**978-939-5500**

**261**

## TIRE IRONS and JACK HANDLE

2340	Tire iron, copy of tool originally supplied by Ford in the tool kit, 10" long	19.50	each
2340-18	Tire iron, 18" long, for changing clincher tires.	33.95	each
2340-24	Tire iron, 24" long, for changing clincher tires.	39.95	each
2344	Jack handle only for late style stamped steel jack.	19.95	each



2800KO

2340-18

2340-24

2344

2340

## WHEEL and HUB TOOLS

2800WP	Rear Wheel Puller, reproduction of original Ford tool #5Z-287. This tool screws onto the hubcap threads and a center bolt threads down against the axle shaft. This provides outward pressure on the hub while you tap the center bolt with a hammer.	1909-27	62.95	each
2800WPTT	Ton Truck rear wheel puller with center bolt.	1918-27	96.95	each
2815T	Thread repair tool, repairs damaged hubcap threads on hub. Designed to chase hubcap threads only.	1909-27	95.95	each
2800KO	Knock off rear wheel puller, threads on end of axle shaft to protect threads as you tap the axle. Also used for perch knock off tool that protects threads when pressing or hammering out front perch.	1911-27	3.25	each
2837-38TOOL	Bearing Installation Tool for 2837-38R Front wheel bearings with threaded insert. Makes installation much easier. Lets you get a good grip on the bearings.		34.95	



2800WP



2800WPTT



## HUBCAP WRENCH

1349	Hubcap wrench, used on the hubcaps, outside front roller bearings, spindle nuts, rear axle nuts and housing oil drain plugs. This is a copy of the wrench that originally came with the car when new.	1909-27	6.45	each
1349U	Hub and hubcap wrench, original wrench in used condition.	1909-27	12.50	each



1349



2881TOOL

## WIRE WHEEL TOOLS

2881TOOL	Wire Wheel Spoke Straightening Tool. This is a copy of an original tool. It has a slide hammer that hooks onto the spoke to allow you to help get bent spokes back into position. (Similar to an old screw style dent removal tool.). Will work any wire wheel.		75.95	each
2883RT	Removal tool for wire wheel studs. This carbide tipped drill tool slides over the threaded end of the wheel studs and then cuts the swaged shoulder off of the stud. This is necessary when changing brake drums. A damaged flange will prevent your wire wheel from mounting properly and will cause it to wobble. Use on both front and rear wire wheels.	1926-27	99.95	each
2883T	Installation tool for wire wheel studs. Used with a hydraulic press to swedge the studs in place.	1926-27	7.95	each
A-SB	Spoke brush for cleaning wire and wood wheels. Convenient and time saving brush.		6.25	each



2837-38TOOL



2883RT



2883T



A-SB

## SEDIMENT BOWL HANDLE REMOVER

2902HT	Sediment bowl handle remover.	1912-25	4.95	each
--------	-------------------------------	---------	------	------



2902HT

## LIGHT BULB PLIERS

BULBTOOL	Light bulb pliers. A convenient tool for removing broken, brittle or corroded bulbs from sockets. For various sizes of bulbs		21.95	each
----------	--	--	-------	------



BULBTOOL

## HEADLIGHT RIM REMOVAL TOOL

1243	Headlight rim removal tool. This is a reproduction of a tool that was originally produced by Ford for mechanics. It slides over the rivets on the side of the headlight rim and allows you to securely turn the headlight rim to remove it.	1915-27	31.95	each
------	---	---------	-------	------



1243

## COIL TESTERS and TOOLS

- 500STRO Strobe-Spark, modern coil tester. The only tester that is actually superior to a hand cranked magneto tester because it operates the coil at a real world engine speed with appropriate voltage applied. It features direct meter reading of the coil internal capacitor and a reading of the coil current in Amps for precise adjustment. Strobe output indicates "double spark" or other erratic coil problems. 1913-27 355.25 each
- 500TEST Coil and Spark plug tester for Model T, Battery powered, excellent quality, USA made, easy to use, comes with instructions. 1913-27 135.00 each
- 500CB Coil beeper to test windings. A neat little tool you can take to flea markets. It checks to see if the windings are good in a coil unit. 1909-27 26.75 each
- 5008CST Coil point cushion adjusting tool. Special size tool, one end is for adjusting original coil points and the other is for the reproduction coil points. 1914-27 10.50 each
- 5008AH Model T coil adjusting hammer, brass head to lessen damage to points, steel handle, beveled face to lessen crowning, beveled head to slip under points. 1909-27 37.50 each



5202TEST



5008CST



5008AH

## IGNITION TESTER

- 5202TEST Ignition tester. Tests spark plugs, coils and spark plug wires without puncturing wires. Excellent tool. With the car running, just place the grooved end of the tool over the plug wire. The bulb will flash to indicate spark. 1909-27 12.95 each

## HAND CRANK COIL TESTER

- 500HCT Kit to make your own Ford service Hand Crank Coil Tester. Everything needed except for flywheel, magnets, and mag ring. Includes high quality castings, gauges, wiring and instructions. This machine is an excellent way to test Model T coils. 1913-27 959.00 kit

## ALLEN ELECTRIC INSTRUCTION PLATE

- MT-INPL Instruction plate for Allen Electric hand crank coil tester 14.95 each

## MAGNETO OUTPUT TESTER

- MAG-SLMT Magneto output tester. A reproduction of an original "St. Louis Electric Works" magneto tester. Allows you to test your magneto output while still in the car regardless of engine speed. High quality. Exact duplicate of original tool. Likely the best magneto tester ever designed. 1909-27 174.95 each

## KRW CRANKCASE ALIGNMENT TOOL

- KRW-CCL Crankcase alignment tool - Exact copy of K. R. Wilson tool that slides over the tail shaft of the transmission and checks if it is centered within the pan and transmission cover. Broken crankshafts are often the result of misaligned transmission tail shafts. If it is not centered your oil pan need to be straightened on a pan straightening jig. (Check with local T engine rebuilders or call us for a reference). 1909-27 32.95 each

## GENERATOR TOOLS

- 5Z-806 Generator third brush holder wrench, one end for adjusting brush holder, the other end fits on the generator and starter outer terminal nuts. 1919-27 10.75 each

## KRW TOOL CATALOG


- KRW-CD Model T Ford K. R. Wilson Service Tools & Garage Equipment, 1909-1931 - 6 Catalogs On A CD-ROM Disc. This CD is in a PDF format for Windows operation systems only. 33.75
- KRW-CAT2 K.R. Wilson Product Catalog. 11 pages with drawings and descriptions of K.R Wilson tools. The cover states "Tested and approved by the Experimental Department of the Fairbanks Company" 6.95



500STRO



500TEST



500CB



500HCT



MT-INPL



MAG-SLMT



KRW-CCL



5Z-806

KRW-CD



## TIMER ALIGNMENT TOOLS

3221KRW	KRW Timing alignment gauge. This is a excellent reproduction of an original KRW Wilson tool. It is a great design you put it over the end of the camshaft and it allows you to center the front timing cover on the camshaft to ensure the proper alignment for the timer and the proper timing of the spark plugs for the coils.	1912-27	39.95	each
3009T	Timing cover alignment gauge with instructions. Slips over the end of the cam and helps to center the timing cover to properly align the timer.	1912-27	14.25	each
3170	Timer gauge, aligns the commutator rod to the timer.	1909-27	1.45	each



## MOTOR TOOLS

3021SKLED	Ignition timing indicator with LED. Makes finding TDC (top dead center) simple when adjusting your timing and bending your rods. Calibrated scale in 360 degrees. LED indicates when the timer is firing.	1909-27	85.50	each
3021SK	Piston Position Sensing Kit. A neat, inexpensive tool used to find top dead center for ignition timing and for bending timer rods.	1909-27	4.50	set
3023X	Ring compressor tool.	1909-27	18.75	each
3030T	Main bearing and connecting rod scraping tool, same tool as used in the 20's for fitting bearings to the crankshaft. Hollow ground with triangle blade.	1909-27	14.95	each
3050BT	Socket tool for removing or installing camshaft gear lock nut, Part# 3050B.	1909-27	31.95	each



2335U



3003T



3030T



3170



3023X



3050BT



3021SKLED

## SPARK PLUG and HEAD BOLT WRENCH

2335U	Spark plug & head bolt wrench, USED.	1909-27	20.00	each
-------	--------------------------------------	---------	-------	------



3021SK

## HEAD BOLT REMOVAL KIT

3003T	Head Bolt Removal Kit. Reproduction of a Stevens tool. Use to drill out broken head bolts using special drill guide. (Includes drill and drill guide)	1909-27	24.95	kit
-------	---	---------	-------	-----

## VACUUM DIAGNOSTIC GAUGE for MODEL T

Helps diagnose many of your Model T's performance issues without having to rely on trial and error guesswork! It will help you find the cause of such problems as why your car runs erratically, won't idle, low compression and more.

This tool allows you to diagnosis: worn intake valve guides, burned valves, sticking valve(s), clogged or restricted exhaust, intake manifold leak, late valve timing, worn, leaking or bad rings and several other engine related problems. The kit includes the gauge and everything needed for installation. It also includes a diagnostic chart.

It fits between the carburetor and intake manifold. Simply loosen the bolts without actually removing the carburetor and slide it in place. Nothing needs to be removed, replaced or modified. It can be used temporarily or left in place as a diagnostic tool. It allows you to perform maintenance and repairs based on what your car actually needs and not what you guess it needs.


T-VAC	Vacuum Diagnostic Gauge for Model T.	1909-27	67.50	kit
-------	--------------------------------------	---------	-------	-----



T-VAC

## BABBITT, POURING BLOCKS and MOLDS

KRW-BBT	Babbitt pouring blocks, set of 6. Place on engine block and use as a funnel when you are pouring babbitt. Reproduction of an original KRW tool.	1909-27	149.95	set
3031BT	Main bearing babbitt mold allows you to pour your own babbitt. This part is custom built please allow up to 6 weeks for delivery.	1909-27	89.95	each
3024BT	Rod bearing babbitt mold. Allows you to pour your own babbitt. This part is custom built please allow up to 6 weeks for delivery.	1909-27	89.95	each
3024BJ	Rod boring jig. This part is custom built please allow up to 6 weeks for delivery.	1909-27	124.95	each
R-BAB	Babbitt for Model T engines, "Power Nickel" babbitt, very close to Ford's original recipe. 2 lb. ingot, 2 needed for one engine.	1909-27	52.95	each



R-BAB

KRW-BBT



3031BT



3024BT



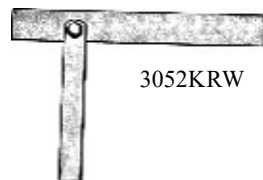
3024BJ



3052BR  
3052CR



3058DR  
3058ER



3052KRW

## VALVE and PUSH ROD TOOLS

3052KRW Valve timing gauge, allows you to properly set the valves according to piston height so cylinder takes the same amount of gas and opens the exhaust valve at the correct time. 1909-27 16.50 each

3052BR Reamer for installing 1/64 oversize valve. 1909-27 45.95 each

3052CR Reamer for installing 1/32 oversize valve. 1909-27 47.95 each

3052T Valve lapping tool. 1909-27 6.95 each

3052VGC Valve grinding compound. 1909-27 4.95 each

3058-TOOL Wrench set for Adjustable lifters. This set of three thin wrenches is used for setting the adjustable lifters. It eliminates the need to grind down your own wrenches to make them fit the nuts. Works on all style adjustable lifters. 1909-27 31.95 set

3058DR Reamer for installing 1/64 oversize push rod. 1909-27 61.85 each

3058ER Reamer for installing 1/32 oversize push rod. 1909-27 75.00 each



3052T



3052VGC



3058-TOOL



3061W

## EXHAUST NUT WRENCH

3061W Exhaust pack nut wrench, large cast wrench for installing or removing part# 3061. Duplicate of original. 1909-27 39.95 each

3061L Exhaust pack nut lock clamp. Stops pack nut from loosening up. This accessory clamps around the exhaust pipe and hold the pack nut in place, stainless steel. 1909-27 5.45 each

3061REPL Pack nut replacement kit. (Tail pipe to exhaust manifold mounting kit.) This accessory does away with brass exhaust nut part 3061. For use with manifolds that have bad threads. Easy to install instructions. 1909-27 66.95 kit

3066MTG Manifold installation tool kit, makes aligning the intake and exhaust manifolds for installation trouble free. Use this tool kit to hold the manifolds in place while attaching the manifold clamps and then remove the kit. (Not for use with dual manifolds) 1909-27 29.95 kit




3061L



3061REPL



3066MTG



KRW1



3339



3300TS

## TRANSMISSION TOOLS

3300TS Transmission storage stand, holds transmission off the floor to help keep magnets clean 1909-27 45.95 each

3314T Triple gear flange bushing and cam shaft bearing driving tool. 1911-27 8.95 each

3339 Transmission Clutch Gap Tool. This handy tool allows you to adjust the three clutch finger screws through the transmission cover door to the proper clearance gap of 13/16". Very difficult to do without this tool. 1909-27 11.75 each


KRW1 Gap gauge, K.R. Wilson magneto and flywheel gap gauge, exact reproduction of original tool, with instructions. Used to set the clearance between the field coil and magnets 1909-27 208.95 each



3314T

## CLUTCH DRUM PULLER and GAP GAUGE

5Z-314 Clutch drum puller, reproduction of Steven's Tool Manufacturing too. Quality and necessary tool, it is required to disassemble the transmission. 1909-27 113.95 each



5Z-314

Used and NOS Parts  
Call for Availability

*Lang's*

Technical Support  
978-939-5500

265



1917U



3416TNW



3416T




3416TCW

## BAND CHANGING TOOLS

- 1917U Band Adjusting Wrench. This is an original Ford Script wrench, numbered 1917. It is a double open-ended wrench that came in the tool set that was provided with the car when new. These wrenches are not being remanufactured. They are original parts in used condition. 1909-27 15.00 each
- 3416TNW Band nut and washer tool, new design tool that holds the band nut and washer so they can't fall into the transmission. 1909-27 19.95 each
- 3416T Band changing tool, pulls the band around the drum. 1909-27 12.25 each
- 3416TCW Band clamp and wrench tool, clamp holds the bands in place while tightening nut with the wrench. 1909-27 13.50 each
- 3422RST Rivet Setting Pliers for installing transmission band split rivets. Splits the rivet end and bends it back over into the band material. This tool allows you to easily install the rivet tightly because it is clamps onto both sides of the rivet at once. 8-1/2" long. 1909-27 27.95 each
- 3422RT Transmission band/hood lacing rivet punch tool. Splits and curls rivets. You support the rivet head on a flat surface and use this punch with a hammer to split and curl the rivet. 1909-27 29.95 each



3422RST



3422RT

END VIEW

## GREASE and LUBRICANTS

- 600W Rear axle "grease", 600W Oil. Heavy weight clinging type oil specifically made for the Model T rear end. 1 quart required per car 1909-27 10.50 quart
- 140W Lubraplate 140W gear lube for standard rear ends. A modern lubricant with superior lubricating qualities. It won't hurt brass thrust washers, 1 quart. 1909-27 26.50 each
- 90W Lubraplate 90W gear lube for Ruckstell rear ends and auxiliary transmissions, modern lubricant with superior lubricating qualities that won't hurt brass thrust washers or bushings, 1 quart container. 1909-27 28.50 each
- 2500SG Suction gun for removing and replacing rear axle oil. 1909-27 19.95 each
- 404G Sealer Additive for Rear Axles. Add this to whichever rear axle lubricant you use. It is made with LIQUILON®, which reduces friction by coating gears and internal parts. This all-purpose lubricant and sealant is for applications that require the best lubrication available. This 2 ounce container will lubricate one Model T differential. 1909-27 19.95 each
- 2833GRT Wheel Bearing Grease, Timken Brand 1 lb. tub. Timken automotive wheel bearing grease is specifically formulated to operate in light to medium duty bearing applications 1909-27 6.75 each
- DT-LUBE Lubricam SL-2 distributor silicone lubricant. 7/8 ounce 1909-27 9.95 each
- 3920GR Water pump grease. This 14 oz. cartridge of grease is an excellent high-temp and waterproof multipurpose chassis lube, excellent for water pump. 1909-27 8.95 each
- SP-LUBE Speedometer cable lube, special graphite type, 1/2 ounce tube. 1909-27 3.95 each
- 2902LUB Fuel fitting lube and sealant, high quality aviation fuel valve lubricant. Perfect for gas line sediment bowls. Helps stop leaks at shut off valves, radiator & oil pan petcocks and gas line pack nuts. 5 ounce tube. 1909-27 19.95 each



600W

140W  
90W



404G



2833GRT



DT-LUBE



3920GR

SP-LUBE



2902LUB



## MOTOR OIL

Motor Oil - 4 Quarts, (1 gallon) required. There are differing opinions of which type oil is best for Model T engines and transmissions. The most important factors are; use the correct amount and keep it clean. Change if frequently, once a season or every 500-1000 miles. We suggest you buy your motor oil locally.

- Rebuilt engines- We suggest Shell T Triple Protection 15W-40 Heavy Duty Engine Oil. It has a higher zinc content to reduce wear on tappets and camshaft.
- NON-Rebuilt engines- We suggest a non-detergent, straight 30W oil. In old, well used engines there will be deposit buildup around the rings, valves, and cylinders, etc.. Many times the wear in the engine parts is taken up by these oil deposits left in the engine. This is OK until you go to a detergent oil. After a couple of oil changes you will wind up with a real clean engine and the deposits that were taking up some of the wear space is now gone. Also expect to start leaking more oil.



**LANG'S TECH TIP!** When checking oil, open the top petcock. If you have steady drip there, you have more oil then you need. If no flow, open the bottom petcock. If no flow there, you need to add oil! Be sure the flow from the lower petcock has a stream stream and not just a few drops.

## OIL CHECK TOOLS

3079CK	Oil check tool, rod with tool on end that allows you to open the petcock and check the oil without crawling under the car.	1909-27	8.50	each
3079GCR	Crankcase oil check tool, authentic period accessory. Wood handle oil check rod with pin to clean petcock. No crawling under the car	1909-27	13.50	each
3079DS	Dip stick for Model T, Accessory modern style oil dip stick, allows you to check oil from under hood, no modifications are needed to your "T" to use this. Replace lower petcock on the oil pan with this dipstick.	1909-27	43.95	set

## AKURET OIL CHECK GAUGE

Excellent reproduction of an original accessory dipstick. Check the oil levels without crawling under the car or even raising your hood. Dipstick reads "DANGER - LOW - O.K. and EXCESS ". AKURET OIL GAUGE is engraved on the Brass knob which is visible at the side of the car. Mounts to the lower petcock of the motor and comes through a hole you'll have to make in the splash apron. Includes a rubber grommet to prevent rattle at the splash apron. Instructions included. ALSO, Includes frame quality copy of the front cover of the May 1921 Ford Car Trade Journal and a copy of the 1920 Akuret Oil Gauge Patent.

3079AKE	Akuret Oil Gauge (Use 3079AKL for 1924-25 sedans)	1909-25	50.75	kit
3079AKL	Akuret Oil Gauge (Also used on 1924-25 sedans)	1926-27	50.75	kit

## OIL SIGHT GAUGES

Glass allows you to see if the oil level is between top and bottom petcocks.


3079OB	Oil sight gauge, All brass	1909-27	32.50	each
3079O	Oil sight gauge, brass with steel stem	1909-27	15.95	each

## OIL CAN BRACKET

2337OL	Oil can Bracket, steel. This bracket mounts on the firewall. For use with 3" diameter oil can.	1909-27	10.95	each
--------	--	---------	-------	------

## ZZDPLUS OIL ADDITIVE

ZZDPLUS	Oil additive, ZZD-PLUS, 4 ounce bottle. An must to use with modern oils. Reduces cam and lifter wear. Safe and proven additive that takes the worry out of using new oil formulas in your classic car engine. Use one 4 ounce bottle per oil change.	1909-27	10.95	each
---------	--	---------	-------	------



2337OL

ZZDPLUS

## KROIL PENETRATING OIL Loosens Frozen Metal Parts!

An industry proven penetrating oil that has no equal. Quickly loosens rusted nuts and bolts - frees frozen shafts, pulleys, etc. Penetrates to 1 millionth inch spaces, dissolves rust, lubricates, cleans and prevents rust. Displaces moisture. Nicknamed "The oil that creeps." Perfect for getting a stuck Model T engine free again.


KROIL-AERO	Kroil Penetrating Oil, 10 ounce aerosol can	17.75	each
KROIL-8OZ	Kroil Penetrating Oil, 8 ounce can	12.75	each
KROIL-GAL	Kroil Penetrating Oil, 1 gallon can	89.75	each



KROIL-8OZ



KROIL-AERO



KROIL-GAL

## PAINT and METAL PREP

**POR-15KIT** POR-15 SUPER STARTER KIT. Created in response to requests from customers to try out the entire 3-step rust-stopping system. You'll get a 4 ounce can of POR-15® (enough to cover 6 square feet with 2 coats), a half-pint of METAL PREP™, two wooden handle paint brushes, and a pair of our special high-dexterity surgical latex gloves, PLUS an 8-ounce bottle of our famous POR-15 CLEANER DEGREASER™, the world's greatest WATER BASED degreaser. 21.00 kit



POR-15KIT

**POR-15** POR-15, Black gloss paint which can be used right over rust, seals rust, dries tough, no chipping, cracking or peeling. Must be covered with Blackcote or paint because it is sensitive to sun. 1 quart can 57.95 each

**POR-15GAL** POR-15, Black gloss paint which can be used right over rust, seals rust, dries tough, no chipping, cracking or peeling. Must be covered with Blackcote or paint because it is sensitive to sun. 1 gallon can 149.95 gal



POR-15GAL



POR-15

**POR-MR** POR Metal PREP. Gently etches metal surfaces including steel, aluminum and shiny polished surfaces. Provides the best adhesion for paint and primer. Ideal surface for coatings such as POR-15® and other paints and primers. Neutralizes any rust. Not caustic, corrosive, toxic or flammable. 1 quart spray container 18.95 quart

**POR-MRGAL** POR Metal PREP. 1 gallon jug 33.50 gal

**BCQX** Blackcote, top coat that is specially designed for use over POR-15 black high gloss paint, flows out beautifully and when fully cured is rock hard and won't crack, chip or peel. It is an excellent top coat over POR-15 and other paints as well. Has excellent weather and corrosion resistance. 1 quart can 46.25 each

**PAINT-CI** "Cast Blast" cast iron paint. Makes your cast iron engine parts look like new. Stops rusting, durable quick drying paint. 12 ounce spray can. (Not original on Model T Fords) 10.75 each

**PAINT-G** Green engine paint. Engine enamel, quick drying, heat resistant. Spray can. 1926-27 7.50 can



POR-MRGAL



POR-MR



PAINT-CI



PAINT-G

## POR-PATCH The ultimate filler or seam sealer!

POR-PATCH is a highly concentrated paste form of POR-15 in a tube and like POR-15, it dries hard as a rock but remarkably remains flexible. Once dry, it is totally impervious to fuels and solvents and ready to paint. This 4 ounce tube with an applicator tube has a thick consistency, it's perfect for seams and holes. It's incredible formula allows you to bond steel to plastic, wood or concrete!

**POR-PATCH-W** White POR-PATCH, 4 ounce tube. 19.00 each

**POR-PATCH-B** Black POR-PATCH, 4 ounce tube. 18.95 each



POR-PATCH



BCQX

## WOOD STRENGTHENER, KWIK-POLY

**KWIK-POLY** KWIK-POLY is an all new product. This 2 part product will repair and preserve things that were previously considered not repairable. It is the perfect product to repair or fill body wood, especially where screws from door hinges go into the door post and loose steering wheels. So versatile it can be used as a filler, coating, or bonding agent. It will accept any type of paint beautifully. It can be sanded, drilled, sawed, nailed and cut like hard wood. It can also be machined, tapped, turned, shaped, ground and polished like aluminum. KWIK-POLY is impervious to gasoline, oils, thinners and most acids. It can be used to repair seams, pinholes and minor damage to gas tanks or as a sloshing material. Sets up in minutes. Includes 1 quart can, gloves, measuring cups, brushes, thickening agent and instructions. 33.00 kit



KWIK-POLY

## ZPASTE CAM ASSEMBLY LUBE

**ZPASTE** ZPASTE Engine Cam Assembly Lube is a must for the special break-in requirements of flat-lifter engines such as the Model T. Use on cam lobes and lifters. This high performance cam assembly lube has been tested and formulated for maximum protection. ZPASTE is designed to be used along with ZDPLUS for initial engine break-in. 5/8 Ounce packet. One recommended per engine. 1909-27 6.75 each

## LAPPING COMPOUND

**TIMESAV-Y** Lapping Compound, "TimeSaver" Brand, Yellow #100 Very Fine FOR SOFT METALS. Recommended for fitting babbitt bearings, brass shut off valves, and bronze bearings, powdered form to be mixed with oil. 3 ounce can 1906-27 10.25 each

**TIMESAV-G** Lapping Compound, "TimeSaver" Brand, Green #333 Very Fine FOR HARD METALS. Recommended for lapping in valves and seats and hard cast iron and steel parts, powdered form to be mixed with oil. 3 ounce can 1909-27 10.25 each

**3052VGC** Valve grinding compound, Permatex Brand, 1.5 ounce tube 1909-27 4.95 each

## FLEXIGAGE and PRUSSIAN BLUE

**R-PLG3** Flexigauge, range .001-.003, takes the guess work out of measuring rod and main bearing clearance 1909-27 3.50 each

**R-PLG6** Flexigauge, range .002-.006 1909-27 3.50 each

**R-PLG9** Flexigauge, range .004-.009 1909-27 3.50 each

**R-PTX** Permatex Prussian blue, marking dye for detecting high spots when fitting babbitted bearings 1909-27 7.75 each

## GASKET SEALER

**S-SEAL** Silicone sealant, used on gaskets to end engine oil leaks 1909-27 7.75 each

**GASK-SEAL** Gasket sealer, use to replace any gaskets including felt and other cut gaskets, forms a leak proof seal. Resists oil, grease, water, antifreeze, and transmission fluid. More flexible than conventional gaskets, can be used to replace engine, water pump, transmission or any place a high performance gasket is needed. It is also a hi-temp sealant and can be used on manifolds, mufflers and exhaust pipes. 3 ounce tube. 1909-27 9.75 each

## PRISM POLISH and PROTECTIVE COATING

Prism Polish & Protective Coating. Formulated to clean, polish and protect all metals in one easy application. Offers the finest protection coating available for any brass, chrome or stainless surface, designed to last 3 to 6 months. Cleans and protects in one easy application. Restores tarnished and dull surfaces and protects against salt corrosion and rusting. Removes cloudiness from Plexiglass, clear vinyl, Eisenglass or Lexan. Contains no harsh acids, caustics or abrasives. Safe to use on all metals, fiberglass, gel-coat, and painted surfaces. Use on bronze, brass, copper, stainless steel, aluminum, pewter, nickel, sterling silver, silver plate, etc. Does NOT dry out - lasts for many years on the shelf!

**PRISM7** PRISM Polish Paste, 7 oz. jar. Brass, Chrome, and All 14.95 each

**PRISM8** PRISM Polish Liquid, 8 oz. Brass, Chrome, and All Metal 12.95 each

## POLISH - CAPE COD POLISH

Cape Cod Metal Polishing Cloths are soft, reusable cotton cloths containing just the right amount of their amazing metal polish. Simply wipe away tarnish to reveal a mirror like shine. Never again will you need a separate silver polish, brass polish, copper polish, etc. Cape Cod Polishing Cloths work on all fine metals. Safe and easy to use, these metal polishing cloths have a pleasant vanilla fragrance and leave a revolutionary anti-tarnish finish.

**CAPE-CP** Cape Cod metal polishing cloths 4" X 6" cloth in a foil pouch. 5.95 each

**CAPE-CT** Cape Cod metal polishing cloths ECONOMY TIN with twelve - 4" X 6" cloths and reusable gloves. 19.95 each

**CAPE-CBR** Cape Cod detail brush, 100% horsehair. Use to remove polish and excess oxidation from intricate patterns 8.95 each

## POLISH - SIMICHROME POLISH

**SIMI-CH** SimiChrome Polish, excellent for brass, nickel and chrome. 1.76 ounce tube 12.95 each



ZPASTE TIMESAV-Y



3052VGC



R-PLG9



R-PLG6



R-PLG3



R-PTX



GASK-SEAL



S-SEAL



PRISM7



PRISM8



CAPE-CT



CAPE-CBR



SIMI-CH

CAPE-CP



# POR GAS TANK PRODUCTS

## GAS TANK RESTORATION KIT

This kit gives you everything to clean, prep and seal an old gas tank. More thorough than just tank sealer, this kit gives you a specific cleaner to remove gummy sludge normally left over in a old gas tank, a cleaner to remove rust, the gas tank sealer and a fuel preservative. Contains:

- **#POR-MC** - POR-15 CLEANER DEGREASER™ to remove gum, sludge, varnish
- **#POR-MR** - METAL PREP™ to remove rust & prepare tank for sealer
- **#2901TS** - Gas Tank Sealer to permanently seal tank
- **#FUEL-STABLE** Preserves gas so it will not go bad and keeps system clean
- DETAILED INSTRUCTIONS

GAS-TRK Gas tank restoration kit. 1909-27 85.15 kit



GAS-TRK

## METAL READY PREP

Gently etches metal surfaces including steel, aluminum and polished surfaces. Provides the best adhesion for paint and primer. Ideal surface for coatings such as POR-15® and other paints and primers. Neutralizes any rust. Not caustic, corrosive, toxic or flammable.

POR-MR METAL PREP, 1 quart spray container 18.95 quart

POR-MRGAL METAL PREP, 1 gallon jug 33.50 gal



POR-MR

POR-MRGAL

## POR-15 CLEANER DEGREASER, All surface

POR-15 CLEANER DEGREASER™ removes grease, oil, mildew, algae, soap, wax, etc., without leaving residues. Clean canvas, vinyl, nylon, holding tanks, grease traps, auto parts and more. Water based, can be diluted with water while remaining more potent than other cleaners.

POR-MC POR-15 CLEANER DEGREASER™, 1 quart container 13.95 quart

POR-MCG POR-15 CLEANER DEGREASER™, 1 gallon container 25.50 gal



POR-MC

POR-MCGAL

## FUEL PRESERVATIVE and STABILIZER

FUEL-STABLE Gas preservative and stabilizer. When gas/ethanol fuel sits for weeks or months at a time it breaks down chemically. Bad fuel will cause varnish and gum that can cause problems in your carburetor and fuel system. This product prevents that, keeping fuel fresh for up to 2 years. 8 ounce container does 20 gallons. 1909-27 8.75 8oz.



FUEL-STABLE

## GAS TANK and VALVE SEALERS

2901TS Gas tank sealer, 1 quart can, compatible with modern gasoline that contains ethanol. NOTE: Hazardous material, can not be shipped via air. 1909-27 44.95 each

CER-COAT Ceramic coat for cooling system. Seals & coats radiators and cooling systems. Forms a ceramic coat in entire cooling system. Reduces friction and increase engine power. Seals leaks and minor cracks in head and block. Recommended highly for hi-performance and heavy duty use. 16 ounce bottle. 1909-27 11.95 each

2902LUB Fuel fitting lube and sealant, high quality aviation fuel valve lubricant. Perfect for gas line sediment bowls. Helps stop leaks at shut off valves, radiator & oil pan petcocks and gas line pack nuts. 5 ounce tube. 1909-27 19.95 each

TIMESAV-Y Lapping Compound, "TimeSaver" Brand, Yellow #100 Very Fine FOR SOFT METALS. Recommended for fitting babbitt bearings, brass shut off valves, and bronze bearings, powdered form to be mixed with oil. Guaranteed not to embed, 3 ounce can. 1906-27 10.25 each



CER-COAT



2901TS



TIMESAV-Y

## FUEL ADDITIVE - LEAD SUBSTITUTE

FUEL-ADD Lead Substitute for gas. This should be used on any engine made before mid-1970's. Prevents valve & seat damage in engines designed for leaded gasoline. Prolongs the life of engines without updated valve seats. Also cleans carburetor deposits. This 12 ounce bottle treats up to 25 gallons. 11.95 each



FUEL-ADD



2902LUB

# IRONTITE ENGINE and RADIATOR

## Clean and Seal

Ceramic Motor Seal is a 3 part process to coat all areas of the inside of your engine cooling system. It's important to start with a clean and free of debris system. For this reason it is recommended that you use Irontite Thoro Flush to fully clean your cooling system before treating with Ceramic Motor Seal, and once you have completed the application of Ceramic Motor Seal we recommend using Irontite All Weather Seal with your normal Anti-Freeze mixture. All Weather Seal will prevent any future leaks.

1. Use Thoro Flush to thoroughly clean the cooling system removing rust, corrosion, and other debris along with "neutralizing" any left behind coolant solution or oil based products. This is the industries most powerful flush product. It can even be used in a removed fuel tank to prepare it for a welding repair. Neutralizing the residual fuel making it much safer for the patching process.
2. Next, use Ceramic Motor Seal to fully coat the inside of the cooling system with a thin layer of ceramic. It will seal porous or blemished areas of the casting metal as well as any potential (weak) areas like where parts or surfaces mate with each other. Places like head gasket locations, head bolt studs, cylinder sleeve areas and others will all be sealed.
3. And Finally, use All Weather Seal. While All Weather Seal can often be used alone to successfully seal existing leaks. It's ability to emulsify with any kind of engine coolant mixture and stay that way circulating in the system, makes it a great preventative for any potential future leaks as well as sealing existing leaks.

**NOTE: Products can be used individually or for best results use as a set.**

IRON-SET	Complete set of Irontite Ceramic Motor Seal products. Includes on 16 ounce bottle of: IRON-TF Thoro Flush, IRON-CMS Ceramic Motor Seal, and IRON-AWS All Weather Seal	1909-27	45.95	set
IRON-TF	IRONTITE Thoro Flush Radiator and Engine Cleaner. Removes rust, scale, grease, oil and sludge to make your engine cooling system perform better. Works in 15 minutes. Use at least twice a year to help extend the life of your vehicle, reduces the possibility of a clogged heater core, and helps keep the cooling system fluid flowing through out your vehicles engine and radiator. 16 ounce bottle. One bottle per use.	1909-1927	17.25	each
IRON-CMS	IRONTITE Ceramic Motor Seal. Permanently seals leaking head gaskets, small cracks in Heads and Blocks. Seals Porous Castings in the Cooling System. Seals head bolts and water gaskets. Stops Coolants Leaks. Coats the Engine and Prevents Formation of Rust and Corrosion. Promotes Heat Dissipation for Added Power. 16 ounce bottle. One required.	1909-1927	15.75	each
IRON-AWS	IRONTITE All Weather Seal. Stops head gasket, water outlet and water intake leaks. Seals small cracks in cylinder head and water jacket. Just add directly to the radiator. Can be mixed with your antifreeze and left in the vehicle. Ideal for all weather conditions. 16 ounce bottle. One bottle per car.	1909-1927	16.25	each

## RADIATOR CLEANER, COOLANT and SEALER

R-PTX-RC	PERMATEX radiator cleaner, Heavy Duty, 1 Quart container. <b>IMPORTANT NOTE:</b> Do not use this with aluminum heads.	1909-27	19.95	each
EVAN-NPG	Evans NPG+C coolant, without water. NPG+C is a new coolant providing dramatic improvements in heat transfer and viscosity. It reduces boil over. Waterless coolant allows engines to tolerate running hotter without boiling. NPG+C prevents corrosion and electrolysis. Increases heat conductivity by 32% and reduces viscosity by 65%	1909-27	45.55	gal.
3920WW	WaterWetter® super coolant additive improves heat transfer, reduces cylinder head temperatures by as much as 30 degrees Fahrenheit, provides rust and corrosion protection in water. Compatible with antifreeze. One bottle per required Model T radiator.	1909-27	11.75	each

## SPRING LEAF LUBRICANT

3800P	Graphite Dry film lubricant/coating, brush-on between spring leafs to lubricate them. (Also called Slip-Paint)	1909-27	39.95	each
-------	--	---------	-------	------



IRON-SET



IRON-TF



IRON-CMS



IRON-AWS



3920WW



R-PTX-RC



EVAN-NPG



3800P

# ACCESSORIES

## TURN SIGNAL/STOP LIGHT KITS

### IMPORTANT NOTE:

These days directional signals are an important, long overdue safety accessory for T's. Most people are no longer taught hand signals in Driver Education classes, leaving a lot of people who have no clue why you are hanging your arm out and waving. Even if they do understand signals, it's difficult to make hand signals with Model T windows rolled up or side curtains on.

### **"Hidden" Turn Signal/Stop Light Switch Kit.**

"Hidden" Turn Signal/Stop Light Switch Kit. Easy to install (can be hidden out of sight and is easily removed for Judging)! Uses the existing lights on your car or you can add lights. Switch mounts on any bolt or can be mounted on any surface, attaches with industrial Velcro and drilling is not required! Regulates turn signal with the brake light just like a modern car. A buzzer signal sounds when in use. This kit does not include the lights or wiring.

T-SIGN-H6	"Hidden" Turn Signal Switch Kit. For 6 volt systems.	1909-27	179.95	kit
T-SIGN-H12	"Hidden" Turn Signal Switch Kit. For 12 volt systems.	1909-27	179.95	kit



## BRIGHT LED LIGHTS

T-LEDR6	Red, bright, LED Directional or Stop Light on a steel bracket that can easily mount to bumper bolts, frame, body or any flat surface on your car. 6 volt	37.50	each
T-LEDA6	Amber, bright, LED Directional or Stop Light on a steel bracket that can easily mount to bumper bolts, frame, body or any flat surface on your car. 6 volt	37.50	each
T-LEDR12	Red, bright, LED Directional or Stop Light on a steel bracket that can easily mount to bumper bolts, frame, body or any flat surface on your car. 12 volt	37.50	each
T-LEDA12	Amber, bright, LED Directional or Stop Light on a steel bracket that can easily mount to bumper bolts, frame, body or any flat surface on your car. 12 volt	37.50	each



## Directional Turn Signal/Stop Light Switches, Column Mount

These days directional signals are an important safety accessory for T's. This kit includes Signal Stat-switch, top quality flasher, flasher socket and inline fuse plus instructions. It is the best on the market. USA made switch. Has built-in green indicator lamps for turn signals & red lamp to indicate when hazard flashers are on. Does not include the wiring.

T-SIGN-6KIT	Directional turn signal kit, with round lights, 6 volt	1909-27	119.95	kit
T-SIGN-12KIT	Directional turn signal kit, with round lights, 12 volt	1909-27	124.00	kit
T-SIGN-SW6	Directional turn signal kit, WITHOUT lights, 6 volt	1909-27	75.95	kit
T-SIGN-SW12	Directional turn signal kit, WITHOUT lights, 12 volt	1909-27	75.95	kit
T-SIGN-CM	Turn signal switch assembly, universal mount, clamps on steering column with no drilling or cutting, Chrome plated	1919-27	19.50	each
T-SIGNADP	Turn Signal Adapter for steering column. Has a special notch for the wiring to pass through. This adapter allows you to securely mount a modern turn signal lever to a Model T steering column, non or which are round.	1909-27	7.50	each



## TURN SIGNAL BEEPER

T-SIGN-BEEP	Turn Signal Beeper. This small beeper can be wired to your turn signal lever to alert you when the lever is activated. Instructions and wire ties included. Works on 6 or 12-volt	1909-27	8.45	each
-------------	---	---------	------	------

## FLASHER FOR TURN SIGNALS

T-SIGN-F6	Turn signal flasher unit, 6 Volt	1909-27	4.75	each
T-SIGN-F12	Turn signal flasher unit, 12 Volt	1909-27	5.00	each
T-SIGN-FA	Turn Signal Flasher Socket & Pigtail wires. Three prong adapter with 11" wiring. For use with part# T-SIGN-F6 and T-SIGN-F12	1909-27	2.50	each





## SINGLE LIGHTS

Round, 2-1/2" in diameter, black housing, 12 volt bulb installed. To convert to 6 volt change to a 6 volt bulb, single element which is also included. (not for dual purpose of tail light and stop light.)

T-LIGHTR	Light. Red lens, 2-1/2 " Round, single element.	1909-27	13.75	each
T-LIGHTA	Light. Amber lens, 2-1/2" round, single element.	1909-27	13.75	each

Rectangle, light, chrome housing, single element, 12 volt bulb installed. To convert to 6 volt change to a 6 volt bulb, single element (not for dual purpose of tail light/stop light.) Available in 1-3/1" or 2-1/2" widths

T-LSSA	Light. amber lens, rectangle, 1-3/4", single element	1909-27	11.25	each
T-LSSR	Light. red lens, rectangle, 1-3/4", single element	1909-27	11.25	each
T-LDSR	Light. amber lens, rectangle, 2-1/2", single element	1909-27	12.95	each
T-LDSA	Light. red lens, rectangle, 2-1/2", single element	1909-27	12.95	each



## STOPLIGHT SWITCH and WIRES

**3158HD** Brake light switch is designed just for Model T's. Comes with a heavy duty 60 amp sealed switch that can handle 2 brake lights, works on 6 or 12 volts, Mounts on the BACK of the transmission cover, allowing full access to the transmission door. Unlike other stoplight switches, this one uses a spring to prevent wear and damage to the bracket and switch as you push down on the brake. Easy to install and adjust, durable powder coated black mounting bracket. Will also work with Rocky Mountain Brakes and Ruckstell shifters. Instructions included.

1909-27 36.50 each

**3158XS** Stoplight switch, original style, clamps on starter bendix cover. A must for show cars. Marginal reliability

1909-27 31.50 each

**3158RS** Stoplight switch with instructions, non-original style, mounts on transmission door cover.

1909-27 17.50 each

**3158FM** Stoplight switch, replacement style, mounts on frame. This switch mounts out of the way which allows easy access to the transmission bands without removing wires. No holes are drilled in frame, clamps onto the top of the frame rail. Heavy duty switch.

1909-27 33.25 each

**5014SLW** Stoplight wires, black, terminal block to switch and switch to light. 13.50 set



## TAIL LIGHTS, Electric, Brass

**T-STOP-BR** BRASS electric tail light. Beautiful polished brass reproduction. The word "STOP" appears on the red lens when lit, This mounts onto any flat spade style tail lamp bracket. NOTE: This bracket is mounts onto the spade arm of one of the following brackets: 3660, 3660A, 3660B, 3660BBR, 3660ABR, or your original flat pin bracket



1909-16 142.95 each



## 12 VOLT CONVERSION KIT

**T12CK** 12 Volt Conversion Kit, includes a 12 volt voltage regulator which works with a stock Model T generator and any 12 volt auto type battery. NO MODIFICATIONS TO THE GENERATOR ARE NEEDED AND GENERATOR DOES NOT HAVE TO BE REMOVED FROM YOUR CAR! The regulator looks like an original cut-out. Kit also includes two 50cp 12 volt headlight bulbs and one 15cp tail light bulb and instructions.

1919-27 81.95 kit



## DASH LIGHT

**A-DL** Dash light, chrome plated, oval flange, does not come with a bulb, chose 6 of 12 volt dash light bulb. 34.95 each

**A-DLB-6** Dash light bulb, 6 volt double contact single filament, 3cp. .50 each

**A-DLB-12** Dash light bulb, 12 volt double contact single filament, 3cp. .50 each

**A-DLJC** Jeweled dash light cover. This nickel plated, period accessory replaces the original cover over your dash light, The colors include red, blue, purple, orange and green. It attaches with a clamping screw and is made for dash lamps with approximately 1" diameter covers, Will fit our A-DL lamps. 1909-27 37.95 each



A-DLB-6  
A-DLB-12

A-DLJC

## SAFETY FUSE KIT

**TFUSEKIT** Model T Ford Fuse Kit. This is an in-line fuse that is spliced in place between the starter switch and the terminal block on the main feed wire from the battery. Comes with a waterproof protective cover. A neat kit to protect your wiring from being overloaded and catching fire.

1909-27 8.35 kit



## MASTER DISCONNECT SWITCHES

**5175MD** Master Disconnect Switch, disconnects all electrical circuits with a flip of a lever eliminates battery drain, prevents fires, guards against theft, mounts anywhere, instructions included, UL approved for 6 or 12 volt batteries, heavy duty

1909-27 26.95 each

**5175MBR** Mounting bracket for 5175MD Battery disconnect switch

1909-27 7.45 each



## HOT SHOT BATTERY CHARGER

Hot Shot Charger kit, For Model T's only. This will keep you battery charged. Connects to a standard magneto post. Includes magneto powered charger kit. Hot-shot will power ignition only. It is for T's without a generator or starter and allows you to charge any 6 or 12 volt rechargeable battery from the T's magneto while driving.

**HOT-SHOT-C** Hot Shot Charger kit (does not include battery)

1909-22 28.95 each



## MAGNETO METER

**A-MAGM** Magneto Meter. Continuously monitors the magneto voltage of your Model T. This eliminates the guesswork when troubleshooting problems. It can be mounted into a 2" diameter hole or use the meter bracket (part# A-MAGMBR) to mount the meter under the dash or in any convenient location.

1909-27 33.95 each

**A-MAGMBR** Bracket for use with the Magneto Meter (part# A-MAGM) This bracket can mount the meter under the dash or in any convenient location.

1909-27 5.95 each

## STARTER SOLENOID, Accessory

**A-STSOL-6** Starter Solenoid, 6 Volt. Eliminates need for floor mounted starter switch. Aftermarket accessory. Use with Ignition switch and key #STSOLK

1909-27 13.95 each

**A-STSOL** Starter Solenoid, (12 Volt), does away with the troublesome original foot operated, mechanical switch. Also relieves the possibility of stepping on the foot switch while the Model T is running, which has proven to be very hard on the starter bendix.

1909-27 8.95 each

**A-STSOLK** Ignition Switch and key, Accessory 4 position ignition switch for use with starter solenoid, part #A-STSOL.

1909-27 10.95 each



## TRUE FIRE IGNITION SYSTEM

New fully electronic, multi spark, ignition system. Replaces your 4 coils and timer roller. Slides into your original coil box and is hidden from view. Rotor and sensor module is hidden inside of original timer case. Unit has a simulated buzzing sound. Doesn't require any maintenance and has one moving component that triggers the main module. Easily installed in minutes, just remove your old coils and swap them with our single unit coil module. Remove your timer and roller then install our rotor and sensor module inside your timer housing. For 6 or 12 volts systems.

**5007TF** True Fire Ignition System, Designed to fit into steel coil box

1913-27 442.95 kit

**5007TFH** True Fire Ignition System, Designed to fit into an original Heinze coil box

1909-12 469.95 kit



## ELECTRONIC FUEL VALVE SHUT OFF

Electronic fuel valve shut off, modern style. Shuts off the fuel to the carburetor with the ignition switch, battery disconnect switch, or an under the dash toggle switch. No more forgetting to turn off the manual valve. Easy to install, includes everything needed for installation and instructions. Mounts under the hood. Splices into the 1/4" fuel line.

**A-EFV-6** Electronic fuel valve shut off, modern style, 6 volt.

76.95 each

**A-EFV-12** Electronic fuel valve shut off, modern style, 12 volt.

79.95 each



## CARBURETOR FILTERS and SHUT OFFS

2902FiLT	Fuel Filter Kit, in-line fuel filter kit a must for old or dirty gas tanks, stops rust and debris from going into the carburetor	1909-27	11.95	set
CARB-FiLT	Air Filter Kit, comes complete with adapter, foam filter, spring, 7-1/2 ounce can of special filter oil and instructions. Internal spring exerts pressure in both directions so filter will not fall off! The filter can be cleaned and re-oiled as many as ten times before it should be replaced. Fits all T Carburetors except: 1909-11 Holley, Kingston 5 ball, 1915-16 Kingston L and vaporizer	1909-26	32.95	kit
CARB-FRE	Replacement air filter	1909-27	14.75	each
CARB-FAO	Aerosol filter oil, 7-1/2 ounce	1909-27	7.50	each
6055	Gas line shut off valve, brass. Excellent quality vintage looking accessory. Replaces the right angle inlet connection (elbow) going into the carburetor with a safety shut off valve. Requires no modifications! A must to prevent leaks when T's are in garages.	1909-27	41.95	each
6055RE	Gas shut off valve, brass. Modern looking accessory. Replaces the right angle inlet connection going into the carburetor. Excellent safety accessory to shut off fuel when storing your T.	1909-27	19.95	each



2902FiLT




CARB-FiLT

CARB-FRE



6055

6055RE



A-PUMP-12V

## FUEL PUMP

A-PUMP-12V	Electric fuel pump, 12 Volt. The poor fuel supply (low gravity level) found on the 1909-1925 Model T's reduces your engine's power, particularly when traveling uphill. That's why Henry finally mounted the fuel tank higher on the 1926 and later Models. This American made, special low pressure (2.5 to 4.5 psi), 12 volt fuel pump will give you much better performance on hills and on level ground. No modifications are required except to the fuel line. This allows the use of an in-line filter which helps keep your fuel clean and prevent vapor lock.	1919-25	110.50	each
------------	---	---------	--------	------

## DISTRIBUTOR, Bosch Front Plate

This is an excellent quality reproduction. Made in U.S.A. It is complete, assembled and ready to install.

Replaces front timing cover plate, the timer, and the wooden coils. Has NEW Bosch #009 distributor head and a Bosch cam gear lock nut on the cam shaft to maintain correct gear mesh. This lock nut replaces the original Ford nut part#3050B. For use on engines with a generator. It can be used with 6 or 12 volt distributor coil. Made of cast iron, just as original.

### This Distributor features:

- Complete distributor linkage
- Bosch #009 distributor head, excellent quality
- Bosch Linkage Bell Crank
- Bosch gear set and cam gear lock nut
- Bosch front plate adjustment arm
- A copy of the ORIGINAL instructions.



BO-CAST	Bosch front plate distributor assembly, Excellent reproduction.	1919-27	615.00	kit
---------	---	---------	--------	-----



BO-CAST

## DISTRIBUTOR, Clip On

This distributor eliminate original timers and coils. Can be used with 6 or 12 volt coil.

### This Distributor features:

- A single stainless steel control rod, for a smooth and firm spark control.
- Sealed control rod ends for reduced wear and smooth and firm spark control (instead of 2 rods and a bell crank).
- Stainless steel shaft, turning on maintenance-free sealed ball bearings.
- Smooth running helical-cut heat-treated gears.
- Mounts vertically, as to not interfere with the oil filler cap or the fan adjuster.
- Mounts easily and securely to the timing cover, replacing the timer, without modification.
- DT-CLB also has a strong mounting bracket


DT-CLB	Clip on distributor	1909-27	325.00	kit
--------	---------------------	---------	--------	-----



DT-CLB


## DISTRIBUTOR COIL and BRACKETS, See page 277





## FLAG SETS

- A-FH-BGD** Red/White/Blue US Shield, Gold plated 5 flag set holder. This beautiful 5 flag holder clamps around the radiator neck. The front of the bracket has a red, white and blue American shield with the letters U S on each side. It is Gold plated to look good with brass or any radiator neck. Includes 5 American flags. The 1/2" band is adjustable to fit most any radiator neck. This design has the clamp screws on the side so it will not interfere with lifting the hood. 35.95 set
- A-FH-BCH** Red/White/Blue US Shield, Chrome plated 5 flag set holder. This beautiful 5 flag holder clamps around the radiator neck. The front of the bracket has a red, white and blue American shield with the letters U S on each side. It is Chrome plated to look good with chrome or nickel radiator necks. Includes 5 American flags. The 1/2" band is adjustable to fit most any radiator neck. This design has the clamp screws on the side so it will not interfere with lifting the hood. 35.95 set
- A-FH-5** American flag set, mounts on any radiator Moto-Meter or you can modify it to mount elsewhere, excellent for parades, set of 5 flags. 21.95 set
- A-FH-3** American flag set, flag holder bracket slips under the top hood panels. Sits between the hood panels and the radiator. Set of 3 flags. 7.75 set
- A-FH-B** Bumper outer bracket with flag holder. 39.95 pair
- A-FH-SP5** Flag for bumper, spring loaded, includes one flag and 1 holder, spring hooks over the bumper so there's no need to remove backing plates 36.95 each



## WATER PUMP - Helps prevent overheating

- 3920** Water pump, American made, excellent quality 1909-27 197.00 each
- 3920LK** Leakless Water pump with 180° thermostat. NO lubrication required. Has sealed ball bearings and stainless steel shaft and impeller. Comes with a hose and gaskets. USA made. 1909-27 270.95 each

NOTE: For the most common fan belt sizes to use with these water pumps, as long as your Model T uses the original size fan and crank pullies, see "MOST COMMON BELT SIZES" on page 119.

- 3920GR** Water pump grease, 14 oz. cartridge 1909-27 8.95 each
- 3921** Water pump pulley, 1-3/4" 1909-27 11.95 each
- 3921PK** Water pump packing 1909-27 2.95 each
- 3920-H** Flex hose only for water pump 1909-27 13.95 each



## ACCESSORY THERMOSTAT

Mounts between the head and water outlet connection, no modifications required. Not visible after installation. Thermostats include mounting gasket.

- A-TH60** 160° Thermostat, for cars without water pump, includes gasket 1909-27 8.25 each
- A-TH80** 180° Thermostat, for cars with water pump, includes gasket 1909-27 8.25 each
- A-THGASK** Gasket only for use with thermostat. 1909-27 1.95 each



## FORD SCRIPTS for RADIATOR

3925B	Ford script for radiator, brass. 8" X 3-1/2" in size.	1909-16	14.75 each
3925C	Ford script for radiator, chrome. 8" X 3-1/2" in size.	1917-27	19.95 each
3925CSM	Ford Script Emblem. Beautiful smaller version of the stamped Ford script. Die Cast Chrome - 3-1/4" Wide x 1" High. Mounting pins are 2-1/8" apart, pins are long enough to mount on metal, includes push nuts. Use wire to mount on radiator.		16.25 each
3925MB	Script mounting bolt set. Set of 4 screws, with washers and nuts. Silver solder on.	1909-27	2.75 set



3925B



3925C




3925CSM

## GOLD PLATED 1909-16 YEAR SCRIPTS

Year of manufacture scripts for your radiator. Gold plated steel numbers, 2" high. No polishing needed, just fasten to radiator mounting bar with brass wire.


Part Number	Year	Price	Part Number	Year	Price
3925-00	1900	19.95	3925-09	1909	19.95
3925-01	1901	19.95	3925-10	1910	19.95
3925-02	1902	19.95	3925-11	1911	19.95
3925-03	1903	19.95	3925-12	1912	19.95
3925-04	1904	19.95	3925-13	1913	19.95
3925-05	1905	19.95	3925-14	1914	19.95
3925-06	1906	19.95	3925-15	1915	19.95
3925-07	1907	19.95	3925-16	1916	19.95
3925-08	1908	19.95			



## SILVER PLATED 1909-16 YEAR SCRIPTS

Year of manufacture scripts for your radiator. SILVER plated steel numbers, 2" high. No polishing needed, just fasten to radiator mounting bar with brass wire.

Part Number	Year	Price	Part Number	Year	Price
3926C-16	1916	19.95	3925C-22	1922	19.95
3926C-17	1917	19.95	3925C-23	1923	19.95
3925C-18	1918	19.95	3925C-24	1924	19.95
3925C-19	1919	19.95	3925C-25	1925	19.95
3925C-20	1920	19.95	3925C-26	1926	19.95
3925C-21	1921	19.95	3925C-27	1927	19.95



## FAN BELT GUIDE

3963G	Fan belt guide. bolts to front timing cover bolt that is directly over the crank shaft.	1909-27	16.95 each
-------	---	---------	------------

## EXHAUST DEFLECTORS

4038DF	Exhaust deflector, Brass, original accessory, mounts on muffler bolt nut, deflects exhaust away from spare tire and car	1921-27	27.50 each
4038E	Exhaust deflector, stainless steel for a cars with a round tailpipe after the muffler. Copy of an original accessory, Deflects exhaust heat and soot to the ground instead of the back of your car and spare tire.	1909-16	29.95 each
4038ECL	Exhaust deflector, stainless steel. Deflects exhaust heat and soot to the ground instead of the back of your car. Clamp onto the muffler for cars without tailpipe Part# 4025B, and 4025C	1917-27	30.95 each



A-RR



4038E



3963G



4038DF



4038ECL

## ROBE RAIL, BRASS

A-RR	Robe rail for back of front seat, Solid Brass with S-shaped ends, 31" overall length	1909-12	115.95 each
------	--	---------	-------------

## HAND BRAKE EXTENSION ARM, ACCESSORY

These Model T era aftermarket accessories add to the driver's comfort. They make it so you don't have to bend as far forward (or around the steering wheel) to work the hand brake. Just attach to the top of the hand brake lever handle. They require no modifications to your vehicle.

- A-HBEXB Hand Brake extension Arm. Black knob, Reproduction of an original Grout Handbrake Extension. 1909-25 69.95 kit
- A-HBEXC Hand Brake Extension Arm, Aluminum handle. Reproduction of an original Norwalk extension. 1909-25 119.95 each



A-HBEXB



A-HBEXC

## PEDAL EXTENSION ACCESSORIES

- 3439-40B Pedal Extensions, widens pedals, cast iron. In 1926 Ford widened its clutch and brake pedals to make them easier to use. These period accessories make the earlier pedals into the later style. Easy to install, slip over your existing pedals. Held in place with a set screw. Pedals had slight differences from 1909-25 so some filing may be necessary. 1909-25 69.95 pair
- 3439EX Pedal Extension, for reverse pedal only, never get your boots caught between the pedals again! Patterned after original period accessory. High quality cast aluminum with set screw. Slides over pedal. 1909-25 29.95 each



4812PRO



4816FLT


## RUNNING GEAR ACCESSORIES

- 269STAB Hydraulic stabilizer for front axle, stops car from shimmying and darting. Complete, ready to install in minutes. Hidden out of view behind front axle. 1909-27 88.95 set
- 4816FLT "Fat lady" running board truss, accessory brace that goes between the two running boards for added support. 1921-27 49.50 each
- 4812PRO Running board protectors, small cocoa mat with spring loaded clip that attaches to the running board to protect the paint. No drilling required, easily removable. This is a neat copy of an original accessory from the Model T era, 15"X 9" 69.95 each



3439EX

3439-40B



269STAB

## SPARE TIRE CARRIER

- ST-BRC Brass spare tire carrier with 3 leather straps, mounts tire on running board, 3 piece bracket holds one tire, either 30 X 3 or 30 X 3-1/2. Holes for mounting and straps need to be drilled, does not include mounting hardware. 1909-27 192.95 set



ST-BRC

## OIL SLINGERS

Allows you to remove the heavy magnets from the flywheel and the magneto coil assembly while ensuring good oil flow to the front of the motor. This lightens up the flywheel for better acceleration. An important accessory for use with Distributors. Also great for all cars and trucks with generators. Sets of 4 slingers.

NOTE: Oil slingers are NOT for use with non-generator cars that need the magneto to power the coils.

- 3276SL Oil slingers. Mounts with 2 bolts. Includes mounting bolts 1909-27 40.95 set



3276SL

## TRAFFIC LIGHT FINDER

- A-TLF Traffic Light Finder, attaches to the windshield with a suction cup, allows you to see the light without putting your face in the windshield! 4.95 each




A-TLF



## TRANSMISSION OIL SCREEN

NOTE: Highly recommended for all T's. This screen comes with a magnet that helps to filter out any small metal flakes in the oil. It fits under transmission cover door. Directs oil to bands and filters out dirt and lint. A necessary accessory for all Model T's.

3378OS	Transmission oil screen	1911-27	27.95	each
3378OSG	Transmission oil screen, with 2 door gaskets	1911-27	30.25	set



3378OSG

## TILT STEERING WHEEL BRACKET

Tilt Wheel Bracket. "Fat Man Bracket". Easy installation, just remove the steering wheel then attach the bracket to the steering gear shaft with key and special nut that is supplied. The steering wheel is mounted back on top of the bracket using the original key and steering wheel nut. The top release knob is pulled to allow the steering wheel to be tilted for easy entrance into your T.

3503TW	Solid polished brass, Tilt Wheel Bracket. "Fat Man"	1909-27	295.95	each
3503TWC	Chrome plated brass, Tilt Wheel Bracket. "Fat Man"	1909-27	299.95	each



3503TW

## REGISTRATION HOLDER and LICENSE FRAME

A-LRH	Leather registration holder, reproduction of a 1920's accessory. Holds your registration in protective pouch on the steering column. Tan Leather with leather straps, nickel buckle and rivets.	11.95	each
A-LFR	License plate frame, This frame has a chrome finish with a black background. The top sports the official Model T era Ford wings logo. The bottom reads "Ford MODEL T". Great for plates on your T, modern car or as a gift.	16.25	pair



3503TWC  
CLOSED POSITION



3426BA



A-LRH

## EXTERNAL BAND ADJUSTERS

3426BA	External Band Adjusters. Make reverse and brake band adjusting fast, easy, and clean without removing the floorboards. Includes "O" rings to insure no leaks. They install without removing the transmission cover. Instructions included.	1909-27	69.95	set
--------	--	---------	-------	-----



A-LFR

## BUD VASE BRACKETS

Holds bud vases in cars or can mount to wall for a beautiful Model T related decoration. The top of the opening Measures 1-1/2" at the widest point

BUD-BRKTC	Bud Vase brackets, chrome plated brass.	49.95	pair
-----------	---	-------	------



BUD-BRKTC



1865HAS

## HASSLER SHOCK PARTS

HB-FT	Hassler bolt, with grease cup, front. Measures 3" from under the head.	26.95	each
HB-RR	Hassler bolt, with grease cup, rear. Measures 3-5/8" from under the head. NOTE: Some Hassler sets used this longer bolt in front and rear.	26.95	each
HAS-T	Hassler installation tool, compresses spring	49.95	each
1865HAS	Hassler shock absorber plate	7.25	each



HB-RR  
HB-FT



HAS-T

Used and NOS Parts  
Call for Availability

*Lang's*

Technical Support  
978-939-5500

279

## WINDWING BRACKETS

7700BB Windwing Brackets. All Brass. These are highly polished, all brass wind wing brackets. They are a reproduction of an original aftermarket accessory that was available for the Model T during its era. Clamps onto the windshield frame and other side of the bracket clamps to the glass. NOTE: Glass and glass padding for bracket is NOT included, they can be obtained locally. 1909-22 289.00 pair

7700ABRKT Windwing Brackets. Brass and Steel. These windwing brackets are for open cars and trucks. They clamp to the sides of the windshield frame on 1909-1922 cars and can be modified to fit the 1923-1927 open cars by filing down the inside of the clamps so they will clamp onto the windshield posts (stanchions). Brackets are unpolished cast brass, acorn nuts are brass, the "C" shaped part of the bracket is unpolished steel. Overall height of 13" NOTE: Does not include glass. 1909-27 340.00 pair



7700BB

## WINDWING MIRRORS

7700WWB Windwing mirror, brass. 3-1/2" diameter. Bracket clamps to wind wing glass. 31.95 each

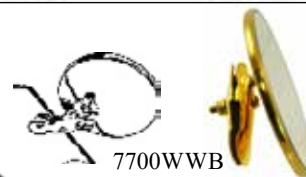
7700WWC Windwing mirror, polished stainless steel. 3-1/2" diameter. Bracket clamps to wind wing glass. 24.95 each



7700ABRKT

## WIND WINGS, LEATHERETTE

7831WW Wind Wings, leatherette. Open car wind wings leatherette. These small leatherette triangles help block the wind coming in on the occupants of the car. They mount to side curtain fasteners on the windshield post and the top of door. They are easy to put on and take off. 1915-22 19.50 pair



7700WWB  
7700WWC

## GYPSY WIND CURTAINS Tan Canvas

Gypsy curtains originally came with the optional, fancier, fully equipped "Sport Roadster" and "Sport Touring" packages and can be used on all 1926-1927 roadster and touring cars. They greatly help protect the passengers from the wind and weather. A tan top boot was also a matching part of this package, see "TOP BOOTS" on page 187.

These triangle shaped, windwing style gypsy curtains were originally made of tan canvas, but two vinyl versions are also offered if you prefer.

They attach onto the side curtain post studs on windshield stanchions and have a spring that attaches to the side curtain rod hole in the door. The spring allows you to open and close the door easily when the gypsy curtains are in place. They have the original triangle windows sewn into them.



7731WW

SC9-1A Roadster and Touring Gypsy curtains. Original Tan Canvas, Excellent reproduction 1926-27 249.95 set

SC9CL Roadster and Touring Gypsy curtains. Optional Colonial grain vinyl 1926-27 229.95 set

SC9CB Roadster and Touring Gypsy curtains. Optional Cobra grain vinyl 1926-27 229.95 set



## WELCOME MAT

W-MAT Welcome Mat, Black Rubber. This Ford Script mat is made of heavy duty black rubber. 19" x 29", 1/8" thick. It is used as a rear floor mat for 1915-25 open cars, but also makes a great floor mat for your home or garage. 33.95 each




W-MAT



## ANTI-THEFT PEDAL LOCK

**PED-L** Anti-Theft Pedal Lock. An ingenious idea! This is a copy of an original anti-theft device made during the era of the Model T. Back then everyone could drive a Model T. Today it can be used as an anti-theft device or a conversation piece. The loop bracket for the lock is mounted on the floorboards, behind the pedals. Then the steel plate is wrapped around the pedals and the lock put in place. It is designed so the pedals can not be used. A block riveted to the back of the plate fits in a groove on the floorboards so they cannot be removed and the plate cannot be twisted of when locked.. Comes with a small brass lock and keys. (The loop is big enough to accept a stronger lock if you wish. The overall size is 6-7/8" x 5-1/4". The loop bracket measures approx. 1" x 1". Note: Will not fit on 1926-1927 pedals. 1909-1925 36.95



## LICENSE PLATE, CRANK HOLDER and ANTI-THEFT ACCESSORY

Front license plate and starting crank holder, solid brass, available polished or unpolished. This is a copy of an original accessory made during the era of the Model T. Looks good on your car and is a interesting conversation piece.



This bracket was also designed to act as an anti-theft device. The U-Arm on the top lowers to hold the crank and has a place for a padlock to prevent the crank from being able to be used.

Designed to work the 1909-1921 Model T's that have the 2 U-bolts holding the front spring. It attaches to the U-Bolt nuts.

Made of solid brass, Manufactured in the USA.

**3664CHPO** Front license plate, crank holder and anti-theft accessory. Polished brass. 1909-21 149.95 each

**3664CH** Front license plate, crank holder and anti-theft accessory. Unpolished brass, you can paint or buff and polish it. 1909-21 114.95 each



A-LC



A-POST



A-POST-FAB

## WALL POSTERS

**A-LC** Lubrication chart for Model T. Handy guide to all the points that need to be lubricated on your Model T. 17" x 22" Colored wall poster with gloss finish, suitable for framing. Will look great on the wall of your shop. 8.50


**A-POST** "Genuine Ford Parts" poster, copy of original parts department wall poster, shows both passenger and TT parts and numbers., Suitable for framing, Great Gift Item. 4.65

**A-POST-PP** Poster of "Location of Ford Model T Power Plant Troubles Made Easy" An authoritative chart outlining the common problems that interfere with the proper running of your Model T. 7.95

**Fabulous Fords Poster.** Features 69 Ford Model T's, A's and V8's including various years and body styles. Black and White, 37" tall and 25" wide, printed on heavy gloss paper. Makes a great show piece for the shop or any restorers den. Part# A-POSTFAB-L is the same poster but has been laminated in plastic for protection

**A-POST-FAB** Fabulous Fords Poster. 8.50

**A-POST-FAB-L** Fabulous Fords Poster. Plastic laminated 20.95



A-POST-PP





A-BC



A-GH



A-PTH



A-FCT



A-FCS



A-FCP



A-FCWST



A-RADP-MFTCI



A-PTH-MTFCI



A-STT-MFTCI

## HATS and PATCHES

A-PTH	"Ford T" patch Oval, blue with white letters.	2.25	each
A-GH	Gatsby hat, white with oval "Ford T" patch. The patch is blue with white letters. Adjustable	16.75	each
A-BC	Baseball cap hat with "Ford T" oval patch. Ford blue adjustable hat with an oval "Ford T" patch. The patch is blue with white letters.	8.50	each

## MODEL T FORD CLUB OF AMERICA

A-FCT	Model T Ford Club of America hat pin or lapel pin	4.50	each
A-FCP	Model T Ford Club of America cloth patch	5.00	each
A-FCS	Model T Ford Club of America round sticker for window.	1.75	each

## MODEL T FORD CLUB INTERNATIONAL

A-FCWST	Model T Ford Club International, window sticker. Size is 2" X 2-1/4".	.55	each
A-PTH-MTFCI	Model T Ford Club International logo cloth patch.	5.75	each
A-RADP-MTFCI	Model T Ford Club International tie tack, lapel pin or hat pin, Brass radiator shaped pin that is the clubs logo.	4.50	each
A-STT-MFTCI	Hat pin, Silver 19-27 style ignition key shape. Can be used as a tie tack, lapel pin or hat pin	4.50	each

## CLUB and TOUR BANNERS

These hand made banners are used to display the club name and logo on your vehicles during car tours. They are then proudly displayed at home by the participants.

You can either order blank banners or send us your art work so we can give you a price quote to have them printed.

Made of cotton backed with canton flannel with soft flannel on the back to prevent scratching your car while driving. Size is 14"x18". Has durable twill bound edges, and there are four 72" mounting straps. All the corners are reinforced to withstand the wind. Specify vertical or horizontal design when ordering. NOTE: please allow 4 weeks for delivery.



TOURB	BLANK banners. You can then have them printed or embroidered at a local shop	8.50	each
TOURBPR	PRINTED banners. You can send us your art work and we will give you a price quote to have these banners printed before shipping to you.		
TOURBS	Sample of banner available upon request.	Free	



TOURB



TOURBPR



## BUMPERS SETS- 1926-27

NOTE: These bumper parts fit only 1926 and 1927 Model T's, All body styles. They are excellent reproductions of the original Ford accessories. All of the 1926-27 frames came from the factory already pre-drilled for these accessory bumpers. Fit brackets to car before painting.

2950FS	FRONT Bumper Set. Complete with front full width face bars, mounting brackets, outer and center clamps, backing plates and mounting bolt set	1926-27	425.95	set
2950RS	REAR Bumper Set. Complete with rear bumpers full width face bars, mounting brackets, outer and center clamps, backing plates and mounting bolt set. Some fitting required, fit to car before painting	1926-27	590.85	set
2950RSSPL	SPLIT STYLE REAR bumper set. Includes highly polished stainless split style bars which are two pairs of short bars that mount on each side on the rear when you need to have space for a rear mounted spare tire. Set of 4 bars, fits all 1926-27 body styles. Comes complete with rear Split length face bars, steel mounting brackets, outer and center clamps, backing plates and mounting bolt set.	1926-27	532.40	set

## BUMPER BRACKETS

NOTE: The following brackets are plain steel and will need to be painted. Some minor fitting of brackets may be necessary. Do a full "fitting" before painting the brackets.

2950	Front bumper mounting brackets, 2 piece.	1926-27	125.95	pair
2950MB	Front bumper bracket bolt set and instructions	1926-27	3.75	set
2951	Rear bumper mounting brackets, for full width bumper face bars, 2 piece. Some fitting required, fit to car before painting	1926-27	210.00	pair
2951MB	Rear bumper bracket bolt set and instructions, for full width bumper face bars.	1926-27	4.50	set
2952SPL	Rear split style bar bumper mounting brackets. For split face bars only. 2 piece. Some fitting required, fit to car before painting	1926-27	249.95	pair
2952MBSPL	Rear split bar bumper bracket bolt set and instructions. For split length face bars only.	1926-27	4.50	set

## BUMPER BARS


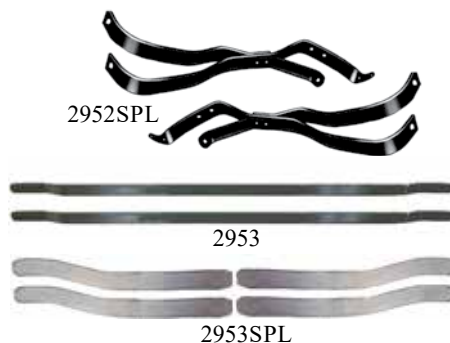


2953	Bumper face bars, highly stainless steel. These are full width bumper face bars. One pair of bars is used on the front of car and one pair on the back so, 2 pairs are required per car. (This part number is for one pair only)	1926-27	395.00	pair
2953SPL	Split style rear bumper face bars, highly polished stainless steel. Split length bars are two short sections that mount on each side on the rear when you need to have space for a rear mounted spare tire. Set of 4 bars.	1926-27	198.95	set

## BUMPER CLAMPS

2954C	Outer bumper clamp, chrome plated, 4 per car	1926-27	14.95	each
2954BL	Outer bumper clamp, original style gloss black finish, 4 per car	1926-27	13.50	each
2955	Outer bumper clamp backing plate, 4 per car	1926-27	6.95	each
2956	Center bumper clamp, Ford script, chrome plated, 2 per car	1926-27	10.75	each
2957	Center bumper clamp backing plate, (2 per car)	1926-27	.85	each

## BUMPER MOUNT FLAG SETS

A-FH-SP5	Flag for bumper, spring loaded, includes one flag and 1 holder, spring hooks over the bumper so there's no need to remove backing plates	1926-27	36.95	each
A-FH-B	Bumper outer bracket with flag holder ,set of 2 brackets with 2 flags	1926-27	39.95	pair



## LICENSE PLATE REFLECTOR BOLTS

REFL-R	Red Reflector license plate bolts. Head of bolt is a reflector.	1909-27	1.00	pair
REFL-A	Amber Reflector license plate bolts. Head of bolt is a reflector.	1909-27	1.00	pair



A-REFLECT

## MAGNETIC SAFETY REFLECTOR SET

A-REFLECT	Magnetic, Removable Reflectors, set of 4. These reflectors are 5-3/4" X 2" and include 2 red and 2 white reflectors. They will make your Model T more visible at night even with the lights on. This safety item is great for when you are out after dark and you can remove them while at car shows.	1909-27	23.95	set
-----------	---	---------	-------	-----



## CAUTION-SLOW MOVING VEHICLE BANNER

A-SMV	Banner, Printed "Caution Slow Moving Vehicle". This banner has four long cotton ties to attach banner to back of your car or truck. An excellent accessory for safe motor-ing. Made of Canton flannel, a canvas-like cotton with soft flannel on the back. The printing is a iridescent yellow to enhance visibility. 18" x 14", Has four 72" long straps.	18.95	each
A-SMVD	Discount price for 50 or more banners	15.95	each



## BRASS PROTECTIVE DUST COVERS

Made of cotton backed flannel to help prevent tarnishing, scratching and protect your brass speedometer.

### COMPLETE BRASS COVER SET

CC-SET	Complete cloth cover set for brass, 13 pieces. Protec-tive cloth covers for brass on Model T's. Made of cotton backed with flannel to prevent tarnishing, scratching and protect your brass parts. Includes radiator cover, speedometer cover, horn cover, carbide generator cover, 4 hubcap covers, 2 head-light covers, 2 sidelight covers and tail light cov-er.	1909-16	109.50	set
--------	---	---------	--------	-----



CC-SPEED



CC-HL



CC-GEN

### INDIVIDUAL BRASS COVERS

CC-HUB	Hub Cap cover	7.75
CC-RAD	Radiator cover	29.95
CC-GEN	Carbide Generator cover	16.25
CC-HLE	Headlight, cover, larger 09-10 lights, set of 2	49.95
CC-HL	Headlight Cover, gas lights	13.50
CC-HL15	Headlight Covers, electric lights, Set of 2	29.95
CC-SL	Side Light or Tail Light cover	16.95
CC-SW	Steering wheel Cover cover	16.95
CC-RECM	Side View Mirror cover, Rectangle	15.95
CC-RSMB	Side View Mirror cover, Round	12.50
CC-HORN	Brass Horn cover	12.25
CC-SPEED	Speedometer cover	13.50
CC-GT	Brass gas tank cover, Fits up to a 43" long gas tank, 36" width that wraps around tank, with straps to hold it in place.	16.95



CC-SL



CC-HUB



CC-SW



CC-HL15

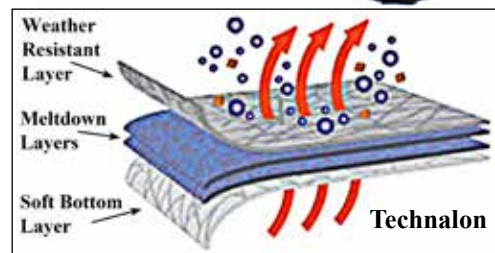


# CAR COVERS

## Evolution Block-it® Car Covers

Technalon® car covers, Made in the USA with Kimberly-Clark's Evolution fabric, provide an excellent protection value in all weather conditions. U.S.-made Evolution® car covers are used by millions of car enthusiasts around the world. Polypropylene fibers are bonded into a durable 4-layer non-woven finish that includes a soft bi-component inner layer of polyethylene and polypropylene fibers. Installs easily. Manufactured in the USA

- Outdoor or Indoor Use
- Soft-to-Your-Paint Inner Layer
- 4-Layer Barrier Protects against bird droppings, tree sap, smog and acid rain.
- Dries Easily, Moisture is not absorbed by the fabric fibers.
- Breathable, Allows any moisture or heat under the cover to easily escape.
- Won't smell, rot or mildew
- Uniquely capable of resisting water and blocking even the finest dust particles
- Multi-layered construction protects against dings and scratches
- Maximum UV Protection, Highest UPF rating of all non-woven fabrics.
- Front and rear elastic hems ensure cover remains snug
- Non-scratch tie down grommets



A-CCT-RA	Roadster	1909-22	219.95
A-CCT-RB	Roadster	1923-25	219.95
A-CCT-RC	Roadster	1926-27	219.95
A-CCT-TA	Touring	1909-22	219.95
A-CCT-TB	Touring	1923-25	234.95
A-CCT-TC	Touring	1926-27	235.00
A-CCT-DH	*Depot Hack or Panel Truck	1909-27	264.95

A-CCT-CPE	Coupe	1915-22	219.95
A-CCT-CPB	Coupe	1923-25	219.95
A-CCT-CPC	Coupe	1926-27	219.95
A-CCT-CDS	Center Door Sedan	1915-22	219.95
A-CCT-SB	Sedan	1923-25	219.95
A-CCT-SC	Sedan	1926-27	219.95
A-CCT-PU	Roadster Pickup	1909-27	219.95

**\*NOTE:** A-CCT-DH Depot Hack and Panel Trucks were not standard Ford bodies. The measurements of this cover are: 156.5" from front to back, 63" tall (the covers do not go to the ground, they are meant to wrap under the body), 65" wide in the front and back and 55" wide in the middle.

## POLYESTER/COTTON CAR COVERS

Lightweight Sun Protection - Durable, breathable, woven polycotton blend offers good basic indoor protection. Moisture resistant polyester/cotton blend, good for overnight but not recommended for outside use. Soft on vehicle finish. Front and rear elastic hems ensure cover remains snug. Non-scratch tie down grommets



Technalon



Poly/Cotton

A-CC-RA	Roadster	1909-22	181.75
A-CC-RB	Roadster	1923-25	181.75
A-CC-RC	Roadster	1926-27	181.75
A-CC-TA	Touring	1909-22	199.95
A-CC-TB	Touring	1923-25	211.95
A-CC-TC	Touring	1926-27	181.75
A-CC-DH	*Depot Hack or Panel Truck	1909-27	219.95

A-CC-CPE	Coupe	1915-22	181.75
A-CC-CPB	Coupe	1923-25	181.75
A-CC-CPC	Coupe	1926-27	181.75
A-CC-CDS	Center Door Sedan	1915-22	181.75
A-CC-SB	Sedan	1923-25	181.75
A-CC-SC	Sedan	1926-27	181.75
A-CC-PU	Roadster Pickup	1909-27	181.75

**\*NOTE:** A-CC-DH Depot Hack and Panel Trucks were not standard Ford bodies. The measurements of this cover are: 156.5" from front to back, 63" tall (the covers do not go to the ground, they are meant to wrap under the body), 65" wide in the front and back and 55" wide in the middle.

## ACCESSORIES for CAR COVERS

A-CC-ZIP	Zippered storage tote bag for car cover. Keeps your car cover neat and clean when not in use. Helps save space in your trunk or garage. Produced from durable, gray material. Closes with a zipper and has two handles. Sized for multi-layer fabric covers, 24"L x 15"W x 12"H.	34.95
A-CC-LOCK	Lock kits for car covers. Kit includes padlock and vinyl-coated steel cable. It is approximately 7 feet in length.	8.50
A-CC-WIND	Gust Guard™, Adjustable security cords with clamps. Helps hold your cover in place. Clamps to the hems of the car cover. Includes 2 cords..	15.75
A-CC-BAG	Poly-cotton storage bag for car covers, 18" X 36"	9.50



A-CC-LOCK



A-CC-ZIP



A-CC-WIND



A-CC-BAG



T-COOK-SS

T-COOKBOOK

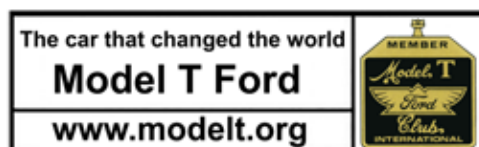


## COOKER for MODEL T ENGINES

T-COOK-SS	Cooker for engine, STAINLESS STEEL cooker for Model T engine. Slides onto manifold. Will cook anything that can be cooked in a dutch oven. (NOTE: This will not work on 1927 Vaporizer carburetors	1909-26	58.95	each
T-COOKBOOK	Manifold Cooker - Recipe Book. By Jane Bowers, This book gives 39 recipes to be used in your Model T cooker ranging from breakfast to dessert including; Clutch-Free Coffee Cake, U-joint Almond Brie, Chug Chug Chili and Blow Out Brownies.	1909-27	19.95	each

## BUMPER MAGNETS


All the Following are bumper stickers that are affixed to magnets, They are 3" by 10" and they are made of tough weather resistant vinyl and will stick to any smooth metal surface.



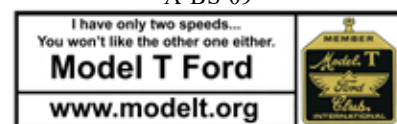
A-BS-CW

A-BS-09	"This is a 1909 Model T Ford"	1909	7.25		A-BS-10	"This is a 1910 Model T Ford"	1910	7.25
A-BS-11	"This is a 1911 Model T Ford"	1911	7.25		A-BS-12	"This is a 1912 Model T Ford"	1912	7.25
A-BS-13	"This is a 1913 Model T Ford"	1913	7.25		A-BS-14	"This is a 1914 Model T Ford"	1914	7.25
A-BS-15	"This is a 1915 Model T Ford"	1915	7.25		A-BS-16	"This is a 1916 Model T Ford"	1916	7.25
A-BS-17	"This is a 1917 Model T Ford"	1917	7.25		A-BS-18	"This is a 1918 Model T Ford"	1918	7.25
A-BS-19	"This is a 1919 Model T Ford"	1919	7.25		A-BS-20	"This is a 1920 Model T Ford"	1920	7.25
A-BS-21	"This is a 1921 Model T Ford"	1921	7.25		A-BS-22	"This is a 1922 Model T Ford"	1922	7.25
A-BS-23	"This is a 1923 Model T Ford"	1923	7.25		A-BS-24	"This is a 1924 Model T Ford"	1924	7.25
A-BS-25	"This is a 1925 Model T Ford"	1925	7.25		A-BS-26	"This is a 1926 Model T Ford"	1926	7.25
A-BS-27	"This is a 1927 Model T Ford"	1927	7.25					


A-BS-JOIN	"Join the fun. The Model T Ford Club, International, Inc"	7.25	each
A-BS-MT	"This is a Model T Ford"	7.25	each
A-BS-IT	"In this trailer is a Model T Ford"	7.25	each
A-BS-LP	"I just made the last payment"	7.25	each
A-BS-2S	"I only have two speeds... You won't like the other one either."	7.25	each
A-BS-HF	"Henry Ford changed the world with only 15 million Model T Fords"	7.25	each
A-BS-LF	"I'm lost but still having fun in my Model T Ford"	7.25	each
A-BS-BS	"Improve your image... be seen in a Model T Ford"	7.25	each
A-BS-OC	"My other car is a Model T Ford"	7.25	each
A-BS-WW	"The Model T Ford put the world on wheels"	7.25	each
A-BS-DL	"Don't laugh, it's paid for... Model T Ford"	7.25	each
A-BS-CC	"Model T Ford, the car of the century"	7.25	each
A-BS-CW	"Model T Ford, the car that changed the world."	7.25	each



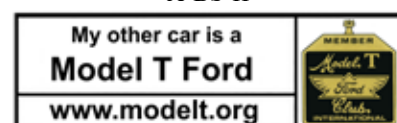
A-BS-09



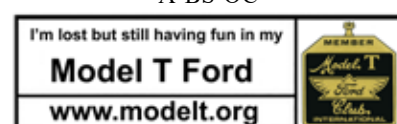
A-BS-2S



A-BS-II




A-BS-OC



A-BS-LF



A-BS-CW



A-BS-IT



# PATENT DATA PLATES

Excellent reproductions of original plates

## MODEL T FORD PATENT and SERIAL NUMBER PLATES

1865-3-5	Body plate for 1903-05 Fords. Brass plate, reads Ford Motor Company, Detroit, Mich, U.S.A.	1903-05	6.00 each
1865-6-8	Body/Serial number plate early ford, Used on Models N R S and early 1909 Model T.	1906-09	14.95 each
1865A	Patent and serial number plate, brass with black paint	1909-11	5.45 each
1865B	Patent and serial number plate, brass with black paint	1911-12	11.50 each
1865C	Patent and serial number plate, large brass plate with black paint, used in late 1912.	1912	11.95 each
1865D	Patent and serial number plate, brass with black paint	1913-16	4.55 each
1865E	Patent plate, brass with black paint	1917-18	3.95 each
1865F	Patent plate, aluminum with black paint.	1919-25	2.15 each
1865G	Patent plate, aluminum with black paint.	1926-27	1.90 each

## MOUNTING SCREWS and RIVETS

1865WSB	Screws, Brass wood screw set for attaching 1909-1918 patent plates to wood firewalls.	1909-18	.35 set
1865BLR	Rivets, Set of 4 Black split rivets for data plates, attach plate to the steel firewall.	1923-27	.50 set

## RUCKSTELL AXLE PLATE

1865R	Ruckstell axle name data and serial number plate. Brass. Mounts onto left-hand side of axle housing.	1913-25	4.95 each
1865RB	Ruckstell axle name and serial number plate. Brass. Also has patent dates on it. Mounts onto left-hand side of axle housing.	1926-27	16.95 each

## HASSLER SHOCK ABSORBER PLATE

1865HAS	Hassler shock absorber name and patent plate. Brass	7.25 each
---------	---	-----------

## MODEL T OWNERS PLATE

8650OP	Owners plate. brass with red paint. 4" wide by 2 1/4" tall. Personalize your T with your name and year car was built. Mount on firewall or anywhere you want.	1909-27	7.95 each
--------	---	---------	-----------

## PREST-O-LITE Acetylene Tank DECAL

BL-PRESTO	Prest-O-Lite Decals, Deep copper color, self-adhesive decal with plastic outer protective layer. Two decals, one with the company name in large letters and one with the tank data. 10-1/4"x4-1/2".	29.95 set
-----------	---	-----------

## AUTOMATIC WINDSHIELD PLATE

1865MZ	"Automatic" Mezger Windshield Patent Plate, brass. For early 1909-10 windshields that use large return springs. For center of the lower windshield frame. Brass.	1909-10	31.95 each
--------	--	---------	------------

## KLAXON HORN PLATE

1865KL	Klaxon Horn patent and serial number plate. Aluminum with black lettering	1909-27	13.95 each
--------	---	---------	------------



1865-3-5



1865-6-8



1865A



1865B



1865C



1865D



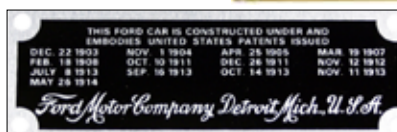
1865BLR



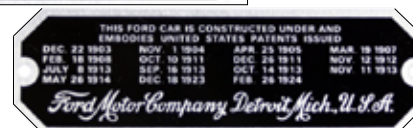
1865WSB



1865E



1865F



1865G



BL-PRESTO



1865HAS



1865MZ



1865KL



1865RB



1865R



# GIFT CARDS

Lang's Old Car Parts offers gift cards to celebrate those special occasions in your Model T's lives. It's convenient, delivers the perfect gift and above all a useful gift to keep the Model T running.

- Available in any denomination
- Always a Perfect Gift whatever the occasion
- Never Expires, Never a Fee
- Recipients can choose from thousands of great products
- No refunds on gift cards
- FREE delivery by Email or Mail
- (Expedited shipping is available for added fee.)



## Gift Card Redeeming:



- Here are the options for redeeming a gift cards:
- Phone: Call and provide us with the number is located on the back of card, below the bar code.
- Website: During checkout enter gift card number in the gift card ID box at [www.modeltford.com](http://www.modeltford.com). The number is located on the back of card, below the bar code.
- Mail: Mail back the gift card with an order to Lang's at 74 Maple Street, Baldwinville, MA 01436
- In Person: Use the card at our store, a flea market or Model T event.



## Gift Card Purchasing:



You can purchase any amount via phone, online, mail or fax. We always include a copy of our latest Model T catalog. Gift cards ship via U.S. mail and can take up to 3 or 10 business days depending on the destination. Express shipping options are also available- just give us a call at 800-872-7871 or 978-939-5500 for assistance.

**As always, we thank you for your business and interest in the Model T World!!**

---

# MODEL T ENGINE SERIAL NUMBERS

FROM PRODUCTION RECORDS AT THE FORD MOTOR CO. THESE NUMBERS REPRESENT THE CALENDER YEAR IN WHICH THE CAR WAS MANUFACTURED, NOT THE MODEL YEAR

1908..1-309	1909..310 -14161
1910..14162 - 34900	1911..34901 - 88900
1912..88901 - 183563	1913..183564 - 408347
1914..408348 - 656063	1915..656064 -1028313
1916..1028314 -1614516	1917..1614517 - 2449179
1918..2449180 - 2831426	1919..2831427 - 3659971
1920..3659972 - 4698419	1921..4698420 - 5638071
1922..5638072 - 6953071	1923..6953072 - 9008371
1924..9008372 - 10999900	1925..10999901 - 12990076
1926..12990077 - 14619254	1927..14619255 - 15007033

*The Model T Ford Club*  
International Inc.

~ Since 1952 ~

Join the oldest and most active  
Model T Ford Club

*Dedicated to the preservation  
of the Model T Ford...  
its history, literature, and accessories*

**www.modelt.org**

**For more information:**  
Model T Ford Club International, Inc.

P.O. Box 355  
Hudson, NC 28328  
(828) 728-5758



## MTFCI MEMBERSHIP APPLICATION

Name \_\_\_\_\_ Spouse \_\_\_\_\_ E-mail \_\_\_\_\_

Address \_\_\_\_\_ City \_\_\_\_\_

State \_\_\_\_\_ Zip \_\_\_\_\_ Country \_\_\_\_\_ Mobile phone \_\_\_\_\_ Home phone \_\_\_\_\_

Are you a member of a local MTFCI Chapter? If yes, Chapter Name: \_\_\_\_\_ State \_\_\_\_\_

Please list up to four Model T's you own:

Year \_\_\_\_\_ Body Style \_\_\_\_\_ Year \_\_\_\_\_ Body Style \_\_\_\_\_ Year \_\_\_\_\_ Body Style \_\_\_\_\_

### ONE YEAR INDIVIDUAL OR FAMILY MEMBERSHIP:

U.S.: \$40.00

Canada: \$45.00

All other countries: \$50.00

All memberships payable in U.S. funds on a U.S. bank only

Individual Life Membership: \$700.00 U.S. / \$800.00 Foreign



Please bill my VISA or MASTERCARD for \$ \_\_\_\_\_

Card number: \_\_\_\_\_

Three-digit code on back of card: \_\_\_\_\_

Expiration date: \_\_\_\_\_

Signature \_\_\_\_\_ Date \_\_\_\_\_





## How we began...

The Model T Ford Club International, Inc. (MTFCI) was formed in 1952 when a small group of enthusiasts gathered to share information, parts, and their love of the Model T. Today, the MTFCI has over 4,000 members and 100 chapters located around the world.

## Dedicated to the Historic Preservation of the Model T

The MTFCI strongly encourages historic preservation of the Model T. The judging of cars encourages members to research their car's history, then closely follow the original specifications in their restoration work. A variety of resources are available to assist members in this endeavor.

## The Annual Tours

The week-long annual tour brings together hundreds of MTFCI members from around the world with their Model T's to visit unique areas of the United States. Participants enjoy daily tours and experience interesting stops, great food, sharing of technical information, and activities for both youth and adults.



## Encouraging Youth in the Hobby

The MTFCI knows the key to furthering the hobby for future generations is to encourage and support the youth of today. Many young people build, drive, and maintain their own Model T's, generating excitement that will last for years to come. The MTFCI Foundation awards several educational scholarships each year to deserving young people.

## The Benefits of Membership

**Model T Times**, the official publication of the MTFCI. A subscription to the *Model T Times* magazine is included with your membership. This award-winning magazine is full of historical information, technical tips, stories, and feature articles about the Model T. Find the parts you need for your restoration from commercial display ads or the classified ads submitted by our members. Each member is eligible for a free fifty-word ad in each issue.

## MTFCI Chapters are located around the globe

Local chapters are located throughout the world and are listed in the *Model T Times* and on our website. Many host local tours, technical seminars, swap meets, and frequent opportunities for fellowship with other enthusiasts. Find a chapter near you today and connect with others in your area that share a passion for the Model T!



## Visit our website, [www.modelt.org](http://www.modelt.org)

- Access club information online 24 hours a day, 7 days a week on our newly designed and updated website.
- Visit the MTFCI User Forum, an online interactive community where you can receive fast and free answers to all things Model T.
- Access our Technical Library which hosts a wide array of technical literature, period advertisements, and other useful information.
- Show off your proud association with the MTFCI by wearing club apparel available through our club sales program on the website. Also available are novelty items, informational books and CDs, back issues of the *Model T Times*, and other Model T-related items.

## Visit the Ford Piquette Avenue plant

The MTFCI and the birthplace of the Model T, the Ford Piquette Avenue Plant located in Detroit, MI, share a professional association. Visit this museum that is being wonderfully preserved and you will receive a discount on your admission by being an MTFCI member.

## Become a Member Today!

Join online at [www.modelt.org](http://www.modelt.org) or submit the application on the reverse side by mail. Share in the wonderful experiences that come with owning, or just enjoying, the Model T!





**The Model T Ford Club of America is the world's largest club of Model T owners and enthusiasts.**

*You do not have to own a T to join in the fun!*

Founded in 1965, together we share a passion to preserve and promote the Model T Ford for future generations by educating people in its history, lore and maintenance. We have members in all 50 states and 41 foreign countries, with more than 130 chapters that provide local activities and fellowship for Model T enthusiasts.

### Member Benefits Include:

- **Subscription to The Vintage Ford** - An award-winning magazine filled with information on all aspects of the hobby; resources for Model T parts, repair and maintenance info, lists of tours, swap meets and events, plus lots of photos and articles for and about Model T enthusiasts.
- **Free Museum Admission** - Membership includes free entry to the MTFCA Model T museum and access to the museum library for members and their immediate family.
- **Free Classified Ads** in The Vintage Ford (non-commercial ads) up to fifty words each.
- **Events & Tours** - Your entire family will enjoy reliving the days of the Model T at national, regional or chapter events and tours. Participants often dress in period clothes. National events can attract 100+ Model Ts (from perfectly-restored, show quality to right off the farm).
- **Annual Meeting** - Held early in the year, our Annual Meeting gives members the chance to get together, visit and learn. Activities include awards, educational seminars, club business, entertainment and social events.



## MEMBERSHIP APPLICATION

*(If already a member, please give this to a friend)*

Sign up online at our website or fill out and mail us this form. Membership extends to immediate family members, including spouses and children (under 18) living in the same household.

Name \_\_\_\_\_

Immediate Family Members' Names \_\_\_\_\_

Address \_\_\_\_\_

City \_\_\_\_\_ State \_\_\_\_\_

Postal Code \_\_\_\_\_ Country \_\_\_\_\_

Phone \_\_\_\_\_

Email \_\_\_\_\_

**ANNUAL DUES\***: One year membership is \$40 in US, \$50 in Canada and \$56 in all other countries (includes 6 issues of The Vintage Ford magazine). Life membership is \$700 in US, \$850 other countries. To charge your membership, fill in the information below or join online at [www.mtfca.com](http://www.mtfca.com).

Credit Card # \_\_\_\_\_ VISA • MasterCard • Discover (circle one)

Expiration Date \_\_\_\_\_ CW Code \_\_\_\_\_  
(Last 3 digits on back of card)

Signature (required) \_\_\_\_\_

**Make checks or money orders payable in U.S. dollars and send to:**  
MODEL T FORD CLUB OF AMERICA  
P.O. Box 996  
Richmond, IN 47375-0996 USA

☐ Check this box if you are renewing your membership.  
\*Membership dues are subject to change.

**THE MODEL T FORD CLUB OF AMERICA**  
P.O. Box 996 • Richmond, IN 47375-0996  
Phone: 765-855-5248 • Fax: 765-855-3428  
[www.mtfca.com](http://www.mtfca.com)

The Model T Ford Club of America is a 501(c)(3) nonprofit organization.  
Not affiliated with Ford Motor Co.



# Model T Museum

RICHMOND,  
INDIANA



## Celebrating the car that put the world on wheels.

The Model T had a profound impact on the world. Between 1908 and 1927 fifteen million were produced and our love for travel was born.

### Stellar Collection

The museum's amazing collection of vehicles and T-related memorabilia is ever growing and changing. Among the stars are a 1909 touring (one of the very first Ts), a 1923 English-built town car, a 1925 fire truck, a '27 coupe (one of the last Ts) and a 1931 Pietenpol airplane with a Model T engine. Educational opportunities include a reference library; a cutaway chassis that reveals the inner workings of the T; plus a variety of manuals, publications, CDs and DVDs available for purchase.

### Historic Location

The museum is nestled in the heart of Richmond's Historic Depot District. Once "the transportation mecca of the 19th century, it is now a "must-see" destination filled with notable architecture, unique shops and antique stores, stunning murals, fun and fabulous restaurants, a microbrewery and so much more.

### THE MTFCA MODEL T MUSEUM

Corner of N. 8th and D

Richmond Indiana's Historic Depot District

GPS info: 309 N. 8th • N 39° 50.000 W 084° 53.470

HOURS: TUES - SUN, 10 to 5 (or by appointment or chance)

Phone: 765-488-0026 • Fax: 765-855-3428

Mailing Address: PO Box 996, Richmond, IN 47375-0996

Not affiliated with Ford Motor Co.

### Extensive Museum Gift Shop

The museum features a well-stocked gift shop with an outstanding selection of books, Model T repair and restoration manuals, MTFCA club souvenirs and apparel, collectible postcards, along with limited edition memorabilia from the 2008 Centennial celebration.

Many of these items are also available through our MTFCA online store at [www.mtfca.com](http://www.mtfca.com).



**Teachers/Civic Groups:**  
Ask about borrowing our Model T lesson plans. They include scripts with facts, interesting trivia and photos, plus a DVD.

Model T's in Depot District

[www.mtfca.com](http://www.mtfca.com)

NORTH 8TH & D STREET • HISTORIC DEPOT DISTRICT





# Lang's Old Car Parts Inc.

74 Maple Street, Baldwinville, MA 01436

1-800-T-PARTS-1 or 978-939-5500

FAX#1-978-939-5600

www.modeltford.com

email:sales@modeltford.com



## PLEASE PRINT:

Date \_\_\_\_\_

Name \_\_\_\_\_ email \_\_\_\_\_

Address \_\_\_\_\_

City \_\_\_\_\_ State \_\_\_\_\_ Zip Code \_\_\_\_\_

Phone No. \_\_\_\_\_ Year of Car \_\_\_\_\_ Body Style \_\_\_\_\_

(Foreign orders must have a phone number for customs.)

SHIPPING PREFERENCE: ☐ MOST ECONOMICAL ☐ UPS ☐ FEDEX ☐ U.S. MAIL

If an item is out of stock: ☐ Ship all available items, send remainder when they become available

☐ Hold order until complete

☐ Ship available items, cancel order for out of stock items.

Quan.	Part No.	Description	Each	Total



For Postage and handling please add ESTIMATED charge of:

Orders to \$10.00	Add \$5.00	\$30.01 to \$40.00	Add \$9.50
\$10.01 to \$15.00	Add \$6.50	\$40.01 to \$50.00	Add \$10.50
\$15.01 to \$20.00	Add \$7.00	\$50.01 to \$100.00	Add \$12.75
\$20.01 to \$30.00	Add \$8.00		

\$100.01 and over Add 12% - any excess or shortage will be adjusted

Be sure to add extra shipping for extra heavy, long or large items.

C.O.D. shipments add \$12.00 C.O.D. fee

Foreign orders, Please contact us for a price quote.

Total of Order

Mass Residents  
Sales Tax 6.25%

Postage and  
Handling

Total Enclosed

Card Number \_\_\_\_\_ Expiration Date \_\_\_\_\_ / \_\_\_\_\_

Signature \_\_\_\_\_

2019  
Mail Order  
Form





# Lang's Old Car Parts, Inc

74 Maple Street  
Baldwinville, MA 01436

TELEPHONE, MAIL AND FAX ORDERS ACCEPTED - NO MINIMUM ORDER

ORDER ONLINE 24 HOURS A DAY at: [www.modeltford.com](http://www.modeltford.com)

Technical Information & International Line - 1-978-939-5500

Order Desk Toll Free Line - 1-800-T-PARTS-1 (1-800-872-7871)

Phone Order Hours - Monday thru Friday, 9am-5:30pm Eastern Standard Time

FAX YOUR ORDER 24 HOURS A DAY 1-978-939-5600

## **IMPORTANT - PLEASE NOTE!**

The words MODEL T FORD used in the catalog and in our Web Site name are for description purposes only. We do not have any affiliation with the Ford Motor Company.

The parts in this catalog are new reproduction or new old stock Ford (NOS) parts unless marked used. All used parts are in good usable condition. Looking for a used part not in the catalog? Call and we will do our best to find one for you.

## **MOST ORDERS ARE SHIPPED WITHIN 24 HOURS!**

Items too large for UPS or FedEx are shipped freight collect for charges. We ship by the most economical means unless the customer requests a specific shipping method or carrier. When ordering be sure to give name, complete address (with additional information for UPS driver if needed for a rural address), year of car, body style, and description of parts ordered, including part number.

Make checks or money orders payable to Lang's Old Car Parts, Inc. (U.S. Funds only drawn on U.S. Banks or Canadian Postal Money Order in U.S. funds. NO OTHER FOREIGN CHECKS ACCEPTED) RETURN CHECK CHARGE: \$20.00

**OVERDUE BALANCES:** Interest charge 1-1/2% monthly (18% annually) on any past due balance. Customer is responsible for any necessary collection fees resulting from an unpaid balance.

**MASSACHUSETTS RESIDENTS:** add 6.25% for state sales tax.

**SHIPPING CHARGES:** use the table on the order sheet to estimate the postage & handling charges for your order. These amounts are only an estimate, actual charges depend on weight dimensions and destination. Please include extra for heavy, long, large or bulky items such as radiators, sheet metal, drive shafts, rods, windshields, tires, exhaust pipes, etc. If the estimate for shipping is not sufficient we will bill you for the additional cost. Call your order in or order online and we can give you the exact total of your order including shipping.

**WIRE TRANSFER FEE:** \$20.00

**FOREIGN SHIPPING CHARGES** -Vary greatly depending on where and how packages are shipped - contact us for exact price quote. All packages to Canada are shipped U.S. Mail or UPS unless you specify another carrier. Overseas packages will be shipped via U.S. Mail or UPS, which ever is less, if no other shipping preferences are given with your order and the package meets the US Postal guidelines.

**PRICES CHANGES:** We reserve the right to change prices without notice as necessary, but we will try to keep price changes to a minimum.

**BACK ORDERS:** all items are shipped as promptly as possible. Please call to cancel back order if no longer needed.

**CORE CHARGES:** If you are unable to send an exchange core when ordering an item, you will be charged a refundable core charge at the time of purchase. It will be refunded to you when we receive the core. The core charge is not included in the cost of the item, it is listed separately in the item description. The cores must be rebuildable. Connecting rod cores must be light weight rods with cap bolts and nuts. 5007R coil units must be complete with top hardware, the wood can be marred but must be refinishable. Cam shafts can not be pitted. Carburetor cores must be complete, rebuildable, and the same make and model as the one ordered.

**DAMAGED OR RETURNED ITEMS:** Parts may be returned within 90 days only. PLEASE CALL FIRST AND INCLUDE A NOTE WITH THE RETURNED ITEM, giving the reason for the return, (It is hard to credit "Packy the Shipper"). If an item is damaged during shipping do not discard the item or the container it was shipped in. Notify the deliverer or us promptly for claim. There is a 10% restocking fee on items returned that are not damaged or defective to cover shipping and handling.

**IN THE EVENT OF DAMAGED OR DEFECTIVE PARTS, LANG'S ASSUMES RESPONSIBILITY FOR PURCHASE PRICE OF THE PART ONLY.**

# Lang's Old Car Parts, Inc.

74 Maple Street, Baldwinville, MA 01436

fax 1-978-939-5600, mail, or email to sales@modeltford.com

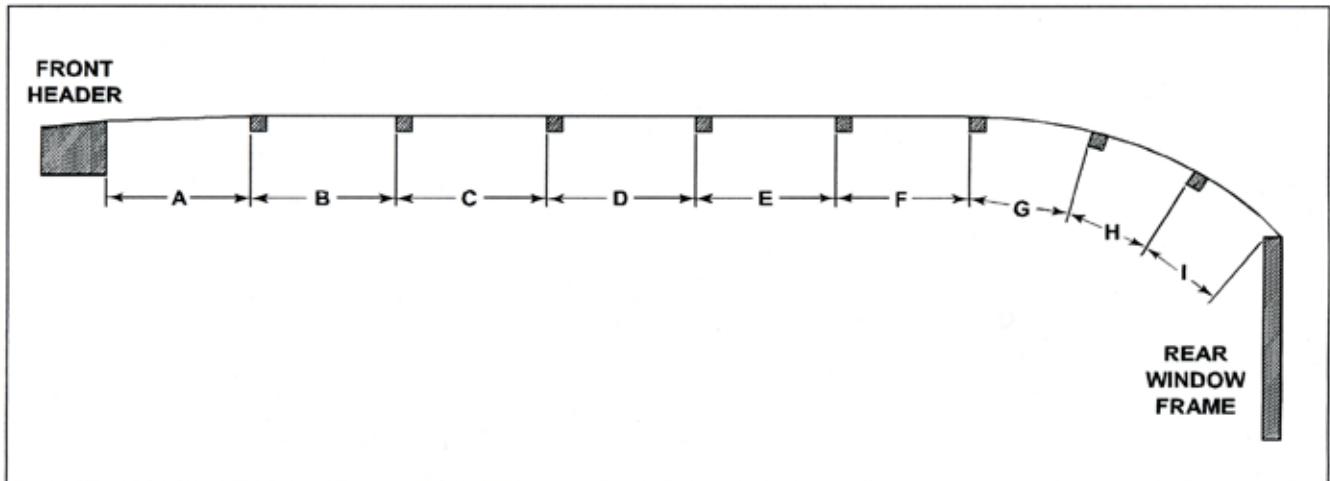


## CLOSED CAR UPHOLSTERY ORDERING FORM, ALL YEARS

You must fill out this Form before we can complete your order.

It gives us the exact locations of your top support bows so your headliner will fit properly.

Specify the exact year, body style when ordering.



Start from the rear edge of the windshield header and measure to the FRONT edge of the first bow. Then measure from the FRONT edge of the first bow to the FRONT edge of the second bow, etc. Measure all the way to the wood over the rear window. Your car may not have this many bows. Please provide measurements in "inches" and send this dimension sheet with your order as this information is required to manufacture your kit.

A = \_\_\_\_\_

B = \_\_\_\_\_

C = \_\_\_\_\_

D = \_\_\_\_\_

E = \_\_\_\_\_

F = \_\_\_\_\_

G = \_\_\_\_\_

H = \_\_\_\_\_

I = \_\_\_\_\_

OVERALL = \_\_\_\_\_

Year of Car \_\_\_\_\_

Body Style \_\_\_\_\_

PO# \_\_\_\_\_

Purchased From: \_\_\_\_\_  
(Cartouche Distributor)

Your Name: \_\_\_\_\_

Zip Code: \_\_\_\_\_


Phone: \_\_\_\_\_

(Rear-most edge of the windshield header to the  
Front/top edge of the rear window)

# IDENTIFICATION CHART for MODEL T BODY STYLES

PLEASE NOTE!!!!

PRIOR TO ORDERING A TOP KIT OR UPHOLSTERY KIT  
ALWAYS VERIFY YOUR VEHICLE BODY STYLE AGAINST  
THESE DESCRIPTIONS.



SAMPLE-T1

Samples of the material  
used in our upholstery  
and top kits. 1914-27  
FREE



Roadster  
Folding top, one seat



Roadster  
Pickup



Touring  
Folding top, has rear seat



TT "C" Cab

Ton Truck with "C" shaped side windows



TT Closed Cab

Ton Truck have worm drive rear end



Coupe

Coupes have 2 doors and  
Front seat only.



Tudor

Tudors have 2 doors and  
have a rear seat.



Fordor

Fordors have 4 doors and  
have a rear seat.



Center  
Door

Door centered on body  
Has a rear seat.

## 1922-1923 OPEN CAR TOP KIT ORDERING INFORMATION

Experience indicates that the 1923 style slant window using the "one man type" fold out top irons were installed on some very late 1922 bodies. When ordering a top roof kit for any 1922 or 1923 Touring or Roadster, always verify the windshield type (Slant or Straight), and the type of top irons (1 man type or 2 man type).


For detailed photographs see Book #128, titled "From Here to Obscurity," which is listed in our Book Section.




1914- Mid 1922 Two Man Top



Late 1922-1927 One Man Top



1915-1925



1926-1927

Factory Pedal Spacing

## DOOR IDENTIFICATION INFO



1914-1925  
USA Roadster  
Production



1914-1925 Canadian and  
Foreign Production  
1926-1927 USA  
Roadster Production



1914-1925  
USA Touring  
Production




1914-1925 Canadian  
and Foreign Touring  
Production



1926-1927, USA  
Canadian and Foreign  
Touring Production





T1



T1-CD

# MODEL T SPECIFICATIONS

## MODEL T FORD SERVICE MANUAL

T1 Model T Ford Service Manual, 296 pages 577 illustrations. Information and step-by-step instructions on mechanical repair and maintenance. This soft cover book is a must for any Model T restorer. It is sometimes referred to as the Model T man's "Bible" and is the most popular book for beginners. 29.95

## MODEL T SERVICE MANUAL, CD

T1-CD Model T Ford Service Manual, as above but on a CD-ROM. Reformatted and enlarged reproduction. Pictures are clearer than in the printed versions 19.95

Model T engines are 22.50 horse power @ 1600 Maximum RPM

Spark plug firing order: 1-2-4-3, number one starts at the front of the engine, (nearest radiator).

Note: These dimensions are from the Ford Service Course, and relate to engines built after 1913. There may be variations over the years. Some dimensions will not apply to modern replacement parts, (pistons, valves, etc.)

### Crankshaft dimensions

#### Length of bearings

Front	2"
Center	2-3/16"
Rear	3-1/8"
Rods	1.505"

Bearing diameter (all)	1.248"
Overall length	25-5/32"

### Camshaft dimensions

Length	22-23/32"
Bearing diameters (all)	.748"
Bearing lengths	Front 1.967"
	Center 2-7/16"
	Rear 1.750"

Width of cams	7/8"
Diameter of heel of cam	13/16"
Greatest diameter of cam	1-1/16"
Flange diameter	1-3/4"
Flange width	1/4"
Dowel holes	.3120-.3125"
Thread	Large 13/16 x 16 USF
	Small 9/16 x 18 SAE

### Cylinder bores

Cylinder head bolt holes	7/16 x 14
Camshaft bearing holes	Front 1.374-1.375"
	Center 1.372-1.373"
	Rear .9985-1.000"

Main bearings	1.248-1.249"
Manifold ports	1-1/8"
(With 1-1/4" countersink, 1/8" deep)	

### Pistons

Diameter	Skirt 3.748-3.749"
	2nd ring 3.743-3.745"
	Top 3.738-3.740"
Ring grooves	1/4 x 13/64 deep
Pin bushing diameter	.740-.741"
Wrist pin diameter	.740-.741"
Wrist pin length	3-1/2"
Ring gaps (original rings)	

### Push rods

Top	.003"
Center	.005"
Bottom	.008"
Length	2-11/32"
Diam.	.4355-.4365"
Head dia.	1"

### Push rod guide holes

### Valves

Diameter of head & upper edge of seat	1-15/32"
Diameter of lower edge	1-17/64--1-9/32"
Width of valve seat	3/32"
Angle of valve seat	45 degrees
Thickness of head	3/16"
Stem diameter	.3105-.312"
Overall length	4.974" +
Retainer pin hole	.110-.113"
	4-19/32" from valve seat line

Valve lift	7/32"
Valve tappet to stem clearance	.022-.032"
Valve ports	1-5/16"
Valve stem guide holes	.3125"

For Your Model A Parts, We Recommend You Call:

**Tam's Model A Parts**

PHONE TOLL FREE: 1-800-A-PARTS-1 (1-800-272-7871)


Order On Line: [www.modelaparts.com](http://www.modelaparts.com)

24 Hour FAX Line - 508-835-9199

Address: 42 Temple St.

W. Boylston, MA 01583

email: [tamsforda@aol.com](mailto:tamsforda@aol.com)



#A-CAT Model A Parts Catalog. A complete listing of parts currently available from Tam's Model A Parts FREE



*The Model T  
Specialist*

Order Online  
Fast and Secure

[www.modeltford.com](http://www.modeltford.com)

Drop in and see us!

Store hours: Monday thru Friday 9am - 5:30pm Eastern Standard Time

TOLL FREE ORDER LINE 1-800-T-PARTS-1 (1-800-872-7871)

Technical Support & International Line - 978-939-5500

Fax Your Order 24 Hours A Day: 1-978-939-5600



*An Ideal Realized\**

I shall build a car for the multitude. It shall be so low in price and economical in maintenance, that the man of moderate means may own one - and enjoy with his family the blessings of happy hours spent in God's open spaces.

*Henry Ford*



Lang's Old Car Parts, Inc.  
74 Maple Street  
Baldwinville, MA 01436

Pre-Sort-Standard  
U.S. POSTAGE  
PAID  
Palmer, MA  
PERMIT NO. 22